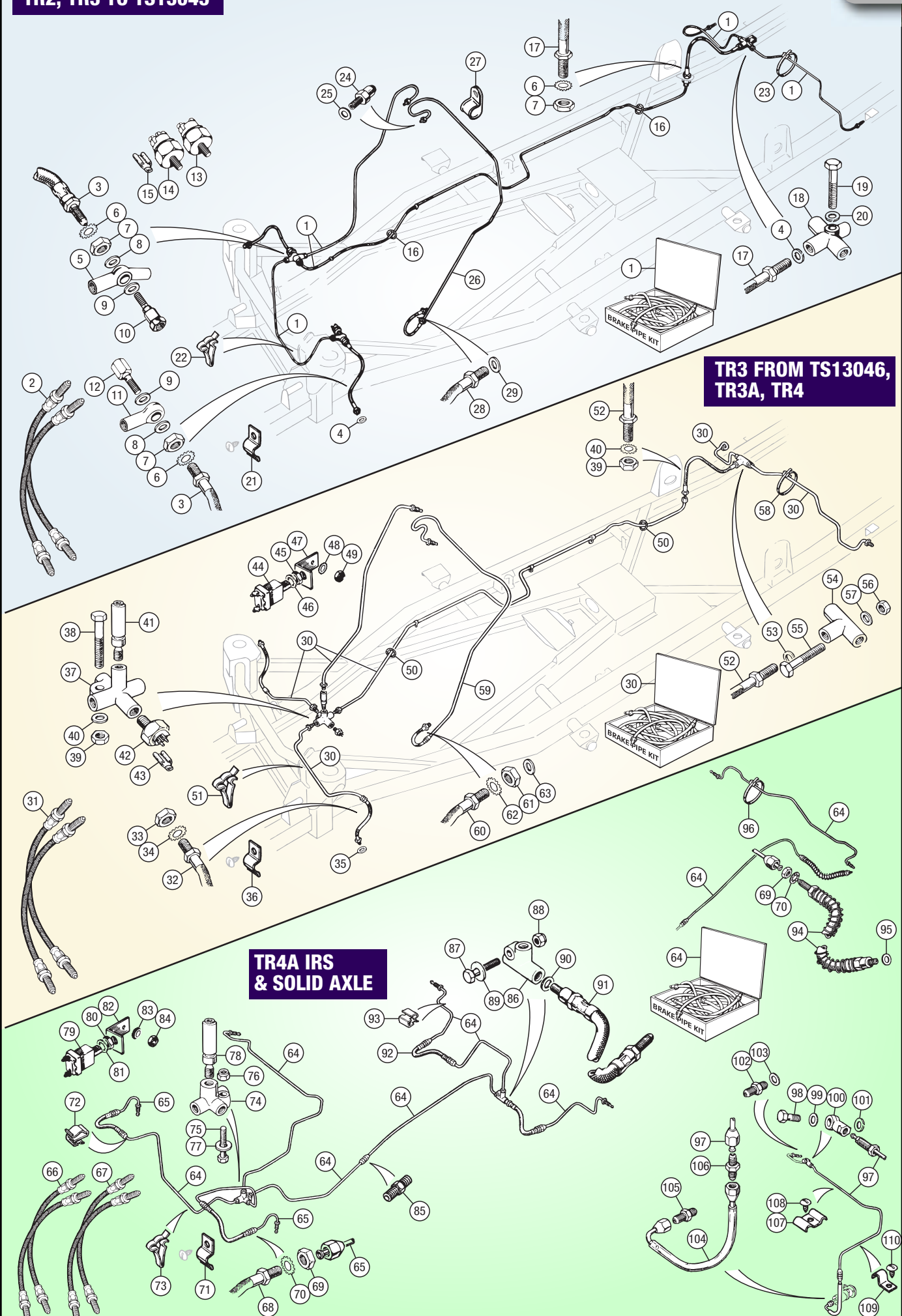


TR2, TR3 TO TS13045

TR2-4A

BRAKE & CLUTCH PIPES - 4 cylinder - TR2-4A



ORDER BY PHONE: 01522 568000 / ON LINE: www.rimmerbros.co.uk / E-MAIL: sales@rimmerbros.co.uk

TR5-250

Brake Pipes - RH steering

Whilst your TR5 or TR250 would originally have been fitted with imperial threaded calipers, this may no longer be the case (please see 'Brakes - Front & Rear' section for explanation). The type of brake pipes connecting to the calipers depends on whether the calipers are imperial or metric threaded; it is therefore important to establish which calipers are fitted to your car before ordering a brake pipe set. Brake pipe sets do not include flexible hoses.

1	BRAKE PIPE SET; with imperial threaded calipers	1	RR1429RHD
	with metric threaded calipers	1	RR1430RHD
2	BRAKE HOSE SET, includes four flexible hoses; rubber hoses	1	RR1428
	stainless steel braided hoses (Upgraded)	1	RR1428GR
3	HOSE, flexible; front, rubber	2	GBH203
	front, stainless steel braided	2	GBH203GR
4	NUT, half, hose ends to brackets	4	NT606041
5	WASHER, shakeproof	4	GHF323
6	HOSE, flexible, rear; LH, rubber	1	GBH178
	LH, stainless steel braided	1	GBH178GR
7	NUT, half, hose end to trailing arm	1	NT606041
8	WASHER, shakeproof	1	GHF323
9	WASHER, copper, hose to 3 way connector	1	233220A
10	HOSE, flexible, rear; RH, rubber	1	GBH177
	RH, stainless steel braided	1	GBH177GR
11	NUT, half, securing front hose ends	2	NT606041
12	WASHER, shakeproof	2	GHF323

**BRAKE PIPE SET -
RR1429RHD**



Servo Hose & Fittings - RH steering

34	HOSE, servo to manifold 25" long	1	159230
35	CLIP, 'Corbin', servo hose clamping	2	CC5011
36	VALVE & ADAPTOR, non return, screwed into inlet manifold	1	ADU1402
37	WASHER, fibre	1	WF513

Clutch Pipes - RH steering

38	PIPE, cylinder to flexible hose	1	308362
39	CONNECTOR, pipe to hose	1	598693
40	HOSE, flexible, connector to slave cylinder, rubber	1	140420
41	HOSE, flexible, connector to slave cylinder, stainless steel braided	1	140420GR



Brake Pipes - LH steering

Whilst your TR5 or TR250 would originally have been fitted with imperial threaded calipers, this may no longer be the case (please see 'Brakes - Front & Rear' section for explanation). The type of brake pipes connecting to the calipers depends on whether the calipers are imperial or metric threaded; it is therefore important to establish which calipers are fitted to your car before ordering a brake pipe set. Brake pipe sets do not include flexible hoses.

42	BRAKE PIPE SET; with imperial threaded calipers	1	RR1429LHD
	with metric threaded calipers	1	RR1430LHD
43	BRAKE HOSE SET; includes four flexible rubber hoses	1	RR1428
	includes four flexible stainless steel braided hoses	1	RR1428GR
44	HOSE, flexible; front, rubber	2	GBH203
	front, stainless steel braided	2	GBH203GR
45	NUT, half, hose ends to brackets	4	NT606041
46	WASHER, shakeproof	4	GHF323
47	HOSE, flexible, rear; LH, rubber	1	GBH178
	LH, stainless steel braided	1	GBH178GR
48	NUT, half, hose end to trailing arm	1	NT606041
49	WASHER, shakeproof	1	GHF323
50	WASHER, copper, hose to 3 way connector	1	233220A
51	HOSE, flexible, rear; RH, rubber	1	GBH177
	RH, stainless steel braided	1	GBH177GR
52	NUT, half, securing front hose ends	2	NT606041
53	WASHER, shakeproof	2	GHF323

**STAINLESS STEEL
BRAIDED BRAKE
HOSE SET -
RR1428GR**



HARDWARE & FITTINGS FOR BRAKE PIPES; LH Steering

54	CONNECTOR, 3 way, front	1	BTB657
55	BOLT, connector to chassis	1	BH604101
56	WASHER, plain	1	WC701121
57	NUT, nyloc	1	GHF271
58	CLIP, spring, RH pipe to cross member	1	59191
59	CLIP, pipe to turret support	1	137048
60	CLIP, spring, pipe to centre chassis member	1	59191
61	UNION, double ended, intermediate to rear pipe connecting	1	ACB5559
62	CONNECTOR, 3 way rear	1	BTB657
63	BOLT, connector to chassis	1	BH604101
64	WASHER, plain	1	WC701121
65	NUT, nyloc	1	GHF271
66	CLIP, pipe to rear chassis crossmember	1	618386
67	CLIP, pipe to trailing arm	2	615836
68	CLIP, brake & fuel pipe to chassis	A/R	149765
69	RIVET, 'Pop' type, clip to chassis	A/R	560772

PDWA VALVE, ORIGINAL FITMENT; LH Steering

70	PDWA VALVE & SWITCH, brass	1	149972
71	SWITCH, pressure warning	1	149971
72	REPAIR KIT, PDWA valve	1	155071RK

PDWA VALVE, REPLACEMENT; LH Steering

70	PDWA VALVE & SWITCH, cast iron	1	RTC2525
71	SWITCH, pressure warning	1	AAU1700A
73	REPAIR KIT, PDWA valve	1	BAU1775

As assemblies, the cast iron and brass valves are interchangeable; however the actuator switches screwed into the bodies are not. The switch to fit the brass valve, 149971, has a coarse pitch thread of approximately 9mm diameter, whereas the switch for the cast iron valve, AAU1700A, has a fine pitch thread of approximately 15mm diameter.

The pressure differential warning valve in the LHD brake system will cause the brake warning light to be lit after almost any work on the brake system. Usually the light will not go out even after the brakes are bled and the brake system is in perfect working order. Recentralise the shuttle as per the workshop manual instructions.

74	BOLT, PDWA valve to body	1	SH604091
75	WASHER, locking	1	GHF331
76	NUT, nyloc	1	GHF271

Servo Hose & Fittings - LH steering

77	HOSE, servo to manifold 30" long	1	149330
78	CLIP, 'Corbin', servo hose clamping	2	CC5011
79	VALVE & ADAPTOR, non return, screwed into inlet manifold	1	ADU1402
80	WASHER, fibre	1	WF513
81	CLIP, servo hose to rocker cover	1	PCR1011

Clutch Pipes - LH steering

82	PIPE, cylinder to flexible hose	1	148816
83	CONNECTOR, pipe to hose	1	598693
84	HOSE, flexible, connector to slave cylinder, rubber	1	140420
85	HOSE, flexible, connector to slave cylinder, stainless steel braided	1	140420GR
86	CLIP, clutch pipe to bulkhead	1	149766
87	SCREW, self tapping, pipe clip to bulkhead	1	AB606039

CLUTCH PIPE - 148816



**PDWA VALVE
REPAIR KIT -
155071RK**

RH STEERING



LH STEERING



No.	DESCRIPTION	QTY REQ.	PART No.	No.	DESCRIPTION	QTY REQ.	PART No.	No.	DESCRIPTION	QTY REQ.	PART No.
-----	-------------	----------	----------	-----	-------------	----------	----------	-----	-------------	----------	----------

ALL MODELS


Hand Brake -
TR2, TR3, TR3A, TR4

HAND BRAKE LEVER

- 1 HAND BRAKE LEVER ASSEMBLY;
The hand brake lever assembly includes items 2-17.
- | | | |
|-----------------------------|---|--------|
| TR2, TR3, TR3A | 1 | 201942 |
| TR4, with screw fitted grip | 1 | 208821 |
| TR4; with push fitted grip | 1 | 208455 |

PUSH-ON HAND BRAKE GRIP -
131312

- 2 GRIP;
screw-on
TR2, TR3, TR3A, TR4 as fitted 1 108457
push-on, TR4 as fitted 1 131312
The push-on grip can also be fitted to levers originally intended for the screw-on type.
- 3 LEVER;
for screw-on grip 1 107637
for push-on grip 1 131321
- 4 BUSH, lever pivot to chassis
Included in lever. 1 107742
- 5 PIN, mills, pawl stop 1 501026
- 6 ROD, push, pawl release 1 107633
- 7 SPRING, pawl release 1 104740
- 8 WASHER, plain 1 GHF301
- 9 BUTTON 1 107636
- 10 PAWL 1 107632
- 11 PIN, pawl to lever 1 108326
- 12 SPLIT PIN 1 GHF500
- 13 WASHER 1 GHF301
- 14 RATCHET 1 107631
- 15 PLATE, hand brake attachment 1 107630
- 16 BOLT, ratchet to attachment plate 1 SH605071
- 17 NUT, nyloc 1 GHF272
- 18 SCREW, attachment plate to chassis 2 SH605051
- 19 TAB WASHER
TR2, TR3, TR3A, TR4 to CT424 1 107953
- 20 WASHER, locking, TR4 from CT425 2 GHF332
- 21 BOLT, pivot 1 107634
- 22 NUT, pivot bolt securing 1 GHF275



MAIN CABLE ASSEMBLY - 202069


MAIN CABLE

- 23 CABLE ASSEMBLY,
lever to compensator 1 202069
Includes grease nipple.
- 24 GREASE NIPPLE, brake cable 1 234532
If nipple is removable from cable.

AXLE CABLES

- 25 CABLE ASS'Y, compensator to RH brake;
TR2 to TS5442 1 105810
TR2 from TS 5443, TR3, TR3A 1 112469
TR4 1 129284
- 26 CABLE ASS'Y, compensator to LH brake;
TR2 to TS5442 1 105811
TR2 from TS 5443, TR3, TR3A 1 112470
TR4 1 129283

AXLE CABLE ASSEMBLY - 129283



MAIN CABLE ATTACHMENTS

- 27 CLEVIS FORK END, cable to lever 1 101247
- 28 JAM NUT, cable to fork end 1 GHF201
- 29 CLEVIS PIN, fork to lever 1 PJ8811
- 30 WASHER, plain 1 GHF301
- 31 SPLIT PIN 1 GHF500
- 32 SPRING, main cable to tunnel 1 60274
Failure to fit this spring means the cable will drop below the chassis or rub on the hydraulic brake hose.
- 33 BOLT, securing main cable abutments 2 BH604111
- 34 NUT 2 GHF200
- 35 WASHER, locking 2 GHF331
- 36 CLEVIS PIN, main cable to compensator 1 PJ8708
- 37 WASHER, plain 1 WC701121
- 38 SPLIT PIN 1 PS103121
- 39 COMPENSATOR ASSEMBLY;
includes items 40, 41.
- TR2, TR3 to TS12414 1 501924
- TR3 from TS12415, TR3A, TR4 1 504866
- 40 COMPENSATOR BAR 1 100569
- 41 COMPENSATOR LEVER;
TR2, TR3 to TS12414 1 100571
- TR3 from TS12415, TR3A, TR4 1 114647
- 42 GREASE NIPPLE, compensator 1 LN30041
- 43 FELT SEAL 2 100572
- 44 WASHER, plain 2 WB600071A
- 45 GREASE NIPPLE, compensator
mounting boss on axle 1 234532

AXLE CABLE ATTACHMENTS

- 46 CLEVIS ASSEMBLY,
compensator end of axle cable
Includes items 47-49. 2 57190
- 47 CLEVIS PIN 2 57192
- 48 SPRING, on clevis pin 2 57239
- 49 CLEVIS FORK END 2 57191
- 50 SPLIT PIN 2 PS103121
- 51 JAM NUT, cable to fork end 2 GHF200
- 52 CLEVIS PIN, brake end of axle cable 2 PJ8808
- 53 WASHER, plain 2 GHF301
- 54 SPLIT PIN 2 PC9

HAND BRAKE
GAITER -
700922

HAND BRAKE GAITER; TR2, TR3, TR3A

- 55 HAND BRAKE GAITER 1 700922
- 56 PLATE, gaiter to tunnel 1 602138
- 57 SCREW, securing plate 2 AB610043
- 58 SPIRE NUT 2 GHF713
- 59 PLATE, gaiter to floor 1 602137
- 60 SCREW, securing plate 3 AB604051
- 61 WASHER, plain 3 WP4

HAND BRAKE GAITER; TR4

- 62 HAND BRAKE GAITER 1 705042
- 63 PLATE, gaiter to floor 1 610942
- 64 SCREW, securing plate 3 AB604051
- 65 WASHER, plain 3 WP4

Hand Brake -
TR4A, TR5, TR250

HAND BRAKE LEVER

- 66 HAND BRAKE ASSEMBLY 1 148078
- 67 LEVER BODY, hand brake;
original 1 148080
alternative 1 UKC6206
- 68 GRIP, lever 1 131312
- 69 ROD ASSEMBLY, pawl release 1 148082
- 70 SPRING, pawl release 1 104740
- 71 PAWL, hand brake 1 104737
- 72 PIN, fulcrum, pawl to lever 1 104738
- 73 RATCHET PLATE, segment 1 148083
- 74 BOLT, fulcrum,
lever to mounting bracket 1 142755
- 75 BUSH, lever to mounting bracket 2 142754
- 76 NUT, nyloc 1 TN3209

COMPENSATOR

- 77 COMPENSATOR LINK 1 140374
- 78 PIN, clevis, link to hand brake 1 104750
- 79 WASHER, plain 1 GHF300
- 80 SPLIT PIN 1 GHF500
- 81 COMPENSATOR SECTOR 1 140375
- 82 PIN, clevis, compensator sector to link 1 CLZ314
- 83 WASHER, plain 1 WC701121
- 84 SPLIT PIN 1 PS103121

HAND BRAKE CABLE

- 85 BRAKE CABLE ASS'Y;
metal sheathed 2 140373
plastic sheathed 2 TKC248
Alternative.

CABLE ATTACHMENTS

- 86 GROMMET, cable to body 2 600396
- 87 NUT, plain, brake cable to trailing arm 2 GHF200
- 88 WASHER, locking 2 GHF331
- 89 FORK END, cable 2 138247
- 90 NUT, square 2 NQ2707
- 91 NUT, half, locking fork end 2 NT604041
- 92 PIN, clevis, fork end to cylinder lever 2 PJ8807
- 93 WASHER, plain 2 GHF301
- 94 SPLIT PIN 2 PC10
- 95 LEVER ASSEMBLY, hand brake 2 157672

HAND BRAKE GAITER; TR4A, TR5, TR250

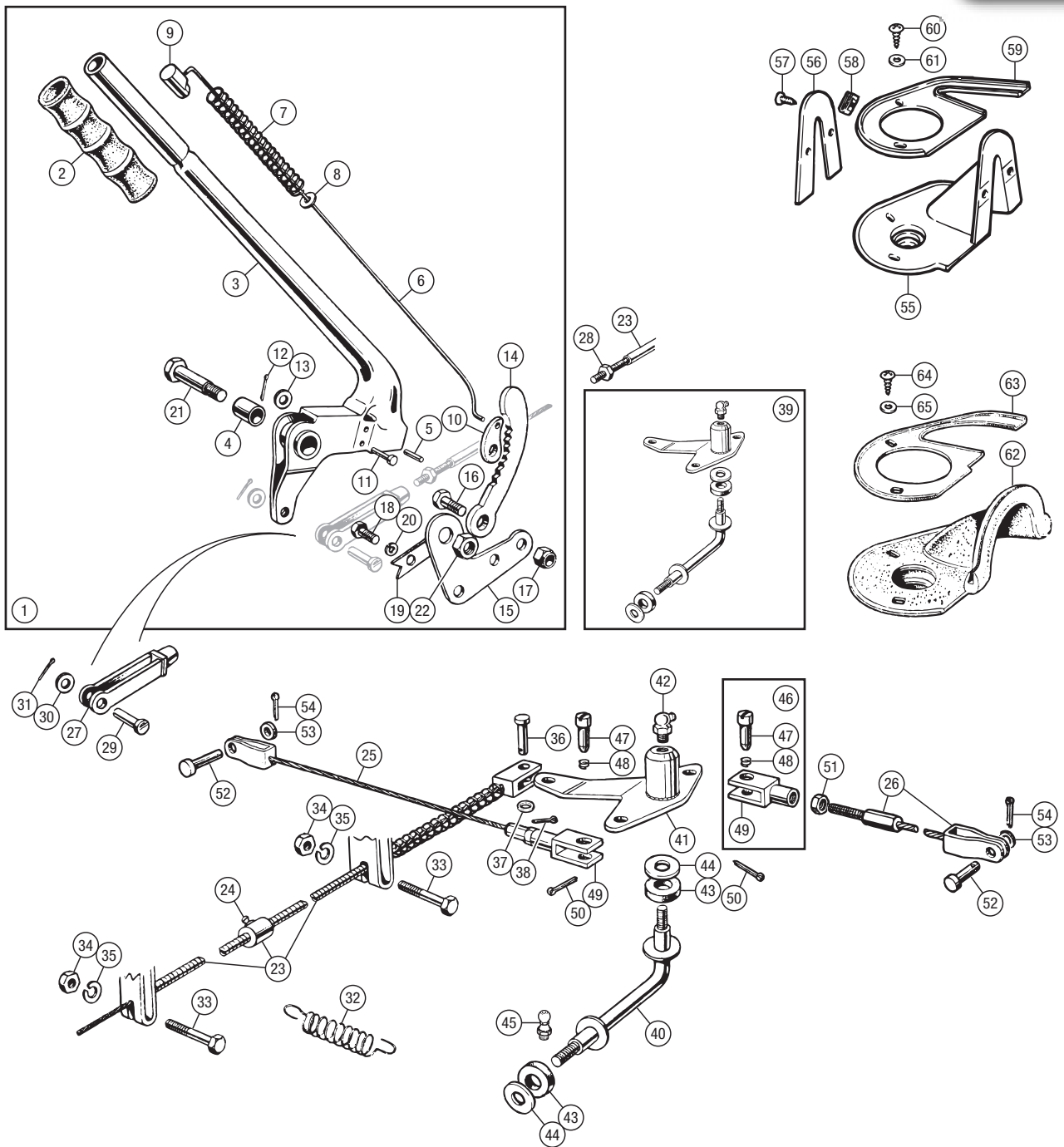
Please see 'Interior - Carpet and Boot Trim' section.



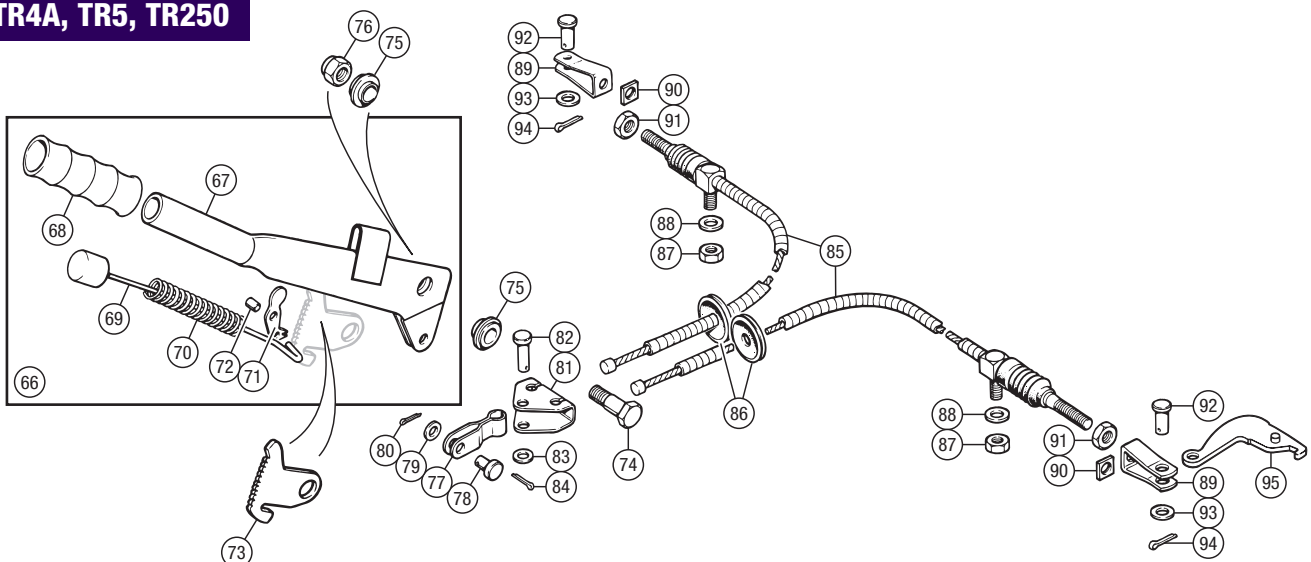
TR2, TR3, TR3A, TR4

ALL MODELS

BRAKES - HAND BRAKE - ALL MODELS



TR4A, TR5, TR250



ORDER BY PHONE: 01522 568000 / ON LINE: www.rimmerbros.co.uk / E-MAIL: sales@rimmerbros.co.uk

Steering Wheels

No.	DESCRIPTION	QTY REQ.	PART No.
1	STEERING WHEEL, non-adjustable <i>Standard fitment.</i>	1	300389
2	STEERING WHEEL, adjustable <i>Optional.</i>	1	301359
3	SCREW, retaining horn push control	3	59107
4	CUP, retainer <i>Adjustable wheel.</i>	1	108611
5	SHROUD, spring, chromed <i>Adjustable wheel.</i>	1	108612
6	WASHER, spigoted <i>Adjustable wheel.</i>	1	108613
7	CIRCLIP, retaining steering wheel <i>Adjustable wheel.</i>	1	502161
8	NUT, steering wheel <i>Non-adjustable wheel.</i>	1	60372
9	MOTO-LITA STEERING WHEEL, wood rim (flat); <i>Includes boss & fittings.</i>		
	14" diameter, suitable for non-adjustable column with Moto-lita horn push•	1	RW3193
	with facility for original horn push+1		RW3220
	14" diameter, suitable for adjustable column with Moto-lita horn push•	1	RW3192
	with facility for original horn push+1		RW3219
	15" diameter, suitable for non-adjustable column with Moto-lita horn push•	1	RW3216
	with facility for original horn push+1		RW3197
	15" diameter, suitable for adjustable column with Moto-lita horn push•	1	RW3215
	with facility for original horn push+1		RW3196
	•Requires separate remote horn control & indicator switch. •Re-use existing hornpush, or replace with 201872 (fixed wheel) or 201872ADJ (adjustable wheel).		
10	MOTO-LITA STEERING WHEEL, leather rim (flat); <i>Includes boss & fittings.</i>		
	14" diameter, suitable for non-adjustable column with Moto-lita horn push•	1	RW3195
	with facility for original horn push+1		RW3222
	14" diameter, suitable for adjustable column with Moto-lita horn push•	1	RW3194
	with facility for original horn push+1		RW3221
	15" diameter, suitable for non-adjustable column with Moto-lita horn push•	1	RW3218
	with facility for original horn push+1		RW3199
	15" diameter, suitable for adjustable column with Moto-lita horn push•	1	RW3217
	with facility for original horn push+1		RW3198
	•Requires separate remote horn control & indicator switch. •Re-use existing hornpush, or replace with 201872 (fixed wheel) or 201872ADJ (adjustable wheel).		

Steering Column & Box

STEERING BOX ASSEMBLY, reconditioned, exchange; <i>See also Overhaul Kits (69) & Steering Rack Conversion Kit (69).</i>			
long column, non-adjustable wheel			
	RH steering	1	503670
	LH steering	1	503671
long column, adjustable wheel			
	RH steering	1	301357
	LH steering	1	301358
short column			
	RH steering	1	506961
	LH steering	1	506962
11	STEERING BOX, housing only <i>RH steering. Do not attempt to fit this housing at home! Fitting and reassembly requires considerable skill and specialist equipment, and should therefore only be entrusted to an experienced, reputable engineering facility.</i>	1	508188X
11A	STEERING BOX GEAR OIL, 1 litre	1	XPG041L
12	BUSH, top of steering column; felt <i>Long column; soak in oil before fitting.</i> polyurethane <i>Alternative to felt bush.</i>	1	43314
	BUSH, either side of centre coupling; rubber/nylon <i>Short column.</i> uprated <i>Short column; alternative to rubber/nylon bush.</i>	2	209423
		2	209423UR
13	RING, anti-rattle, on inner column	2	60586
14	PLUG, oil filler point & level	1	14A7031
15	RACE, outer	2	60373
16	BALL & CAGE ASSEMBLY	2	60371

No.	DESCRIPTION	QTY REQ.	PART No.
17	COLUMN & CAM, <i>non-adjustable wheel, long column;</i> RH steering	1	501581
	LH steering	1	501590
18	LOWER COLUMN & CAM, <i>non-adjustable wheel, short column;</i> RH steering	1	508189
	LH steering	1	508191
19	COLUMN, upper inner <i>Non-adjustable wheel; short column.</i>	1	205221
20	ADAPTOR, coupling <i>Non-adjustable wheel; short column.</i>	1	121090
21	COLUMN & CAM, <i>adjustable wheel, long column;</i> RH steering	1	502399
	LH steering	1	502400
22	WORM ONLY; RH steering	1	508189X
	LH steering	1	508191X
<i>Fitting this worm and subsequent reassembly requires considerable skill and specialist equipment, and should therefore only be entrusted to an experienced, reputable engineering facility.</i>			
23	SHIM, column end float; 0.0025"	A/R	60367
	0.005"	A/R	60368
	0.010"	A/R	60369
24	GASKET, end cover plate	1	60370
25	END PLATE ASSEMBLY	1	501587
26	OLIVE, sealing stator tube	1	501575
27	NUT, stator tube gland	1	103611
28	WASHER, locking	7	GHF332
29	SCREW, hexagon headed	7	SH605051
30	TOP COVER PLATE ASS'Y; LH steering	1	501591
	RH steering	1	501584
31	SCREW, cover to steering box	3	SH605051
32	WASHER, locking	3	GHF332
33	PLUG, in cover plate	1	SP68B
34	WASHER, fibre for plug	1	WF511A
35	SCREW, adjusting rocker shaft thrust	1	500279
36	LOCK NUT, on adjusting screw	1	60360
37	GASKET, on cover plate	1	501571
38	ROCKER SHAFT ASSEMBLY <i>Includes peg.</i>	1	501583
39	PEG, in rocker shaft	1	501568
40	BUSH, in housing <i>Quantity may occasionally be 2.</i>	1	501562
41	OIL SEAL, on rocker shaft	1	501563
42	BOLT, steering unit to trunnion bracket	2	BH605141
43	WASHER, locking	2	GHF332

DROP ARM LEVER

44	DROP ARM LEVER; LH steering	1	108153
	RH steering	1	107418
45	WASHER, locking	1	501577
46	NUT, drop arm lever to rocker shaft	1	FNZ510
47	BOLT, steering bracket to trunnion bracket	2	BH606261
48	WASHER, locking	2	GHF333

TIE ROD & IDLER LEVER

49	TIE ROD END SET <i>Inner and outer tie rod ends for one side.</i>	2	110466-8
49A	TIE ROD END, inner, RH thread	2	110466
49B	TIE ROD END, outer, LH thread	2	110468
50	GAITER, tie rod end	4	17H3501
51	NUT, nyloc, tie rod ends	4	TN3209
52	GREASE NIPPLE <i>As fitted.</i>	4	LN30041
53	WASHER, plain	4	GHF302
54	TIE ROD	2	106650
55	NUT, locking inner tie rod adjustment, RH thread	2	101668
56	NUT, locking outer tie rod adjustment, LH thread	2	101669
57	BUSH, silentbloc and pin	2	105063
58	WASHER, plain	2	GHF302
59	NUT, nyloc	2	TN3209
60	IDLER LEVER	1	105728
61	SEAL, on idler lever shank	1	58615
62	BRACKET, idler lever housing	1	501958
63	GREASE NIPPLE	1	UHN405
64	BOLT, idler bracket to chassis	2	BH606261
65	WASHER, locking	2	GHF333
66	GROMMET, bulkhead	1	701106
67	WIRE CLIP, grommet to column	1	CS4025

Steering Column Steady Bracket

From TR2 TS5777 on: for cars with long steering boxes, a steady bracket for the steering column was fitted between the upper cross tube where it attaches to the suspension turret and the steering column.

STEADY BRACKET, lower half	1	111600
STEADY BRACKET, upper half <i>(not illustrated);</i> RH steering	1	111602
LH steering	1	111601
SCREW, steady clamping	3	GHF120
WASHER, locking	3	GHF332
NUT, plain	3	GHF201

Steering Box Overhaul Kits

68	STEERING BOX OVERHAUL KIT <i>Non-adjustable or adjustable wheel; long column.</i>	1	RW3097
The following parts are included:			
12	BUSH, felt, top of steering column	1	43314
14	PLUG, oil filler level	1	14A7031
15	RACE, outer	2	60373
16	BALL & CAGE ASSEMBLY	2	60371
23	SHIM, column end float; 0.0025"	2	60367
	0.005"	2	60368
	0.010"	2	60369
24	GASKET, end cover plate	1	60370
26	OLIVE, sealing stator tube	1	501575
34	WASHER, fibre, plug in cover plate	1	WF511A
37	GASKET, on cover plate	1	501571
39	PEG, in rocker shaft	1	501568
40	BUSH, in housing	1	501562
41	OIL SEAL, on rocker shaft	1	501563
11A	STEERING BOX GEAR OIL, 1 litre	1	XPG041L
45	WASHER, locking, nut to drop arm lever	1	501577

68	STEERING BOX OVERHAUL KIT <i>Non-adjustable or adjustable wheel; short column.</i>	1	RW3098
The following parts are included:			
12	BUSH; felt, top of steering column rubber/nylon, either side of centre coupling	1	43314
		2	209423
14	PLUG, oil filler level	1	14A7031
15	RACE, outer	2	60373
16	BALL & CAGE ASSEMBLY	2	60371
23	SHIM, column end float; 0.0025"	2	60367
	0.005"	2	60368
	0.010"	2	60369
24	GASKET, end cover plate	1	60370
26	OLIVE, sealing stator tube	1	501575
34	WASHER, fibre, plug in cover plate	1	WF511A
37	GASKET, on cover plate	1	501571
39	PEG, in rocker shaft	1	501568
40	BUSH, in housing	1	501562
41	OIL SEAL, on rocker shaft	1	501563
11A	STEERING BOX GEAR OIL, 1 litre	1	XPG041L
45	WASHER, locking, nut to drop arm lever	1	501577

Steering Rack Conversion Kit

The biggest and most significant improvement to the steering of the TR2, TR3, TR3A models is the fitment of a steering rack.

This bolt-on kit gives instant improvement with lighter steering for easier parking and driving control. Due to clearance, the kits should be only be used with the 4 blade fan or Kenlowe Cooling Fan Kit.

69	STEERING RACK CONVERSION KIT; RH Steering	1	RW3085
	LH Steering	1	RW3085LHD

The kit includes item 70:

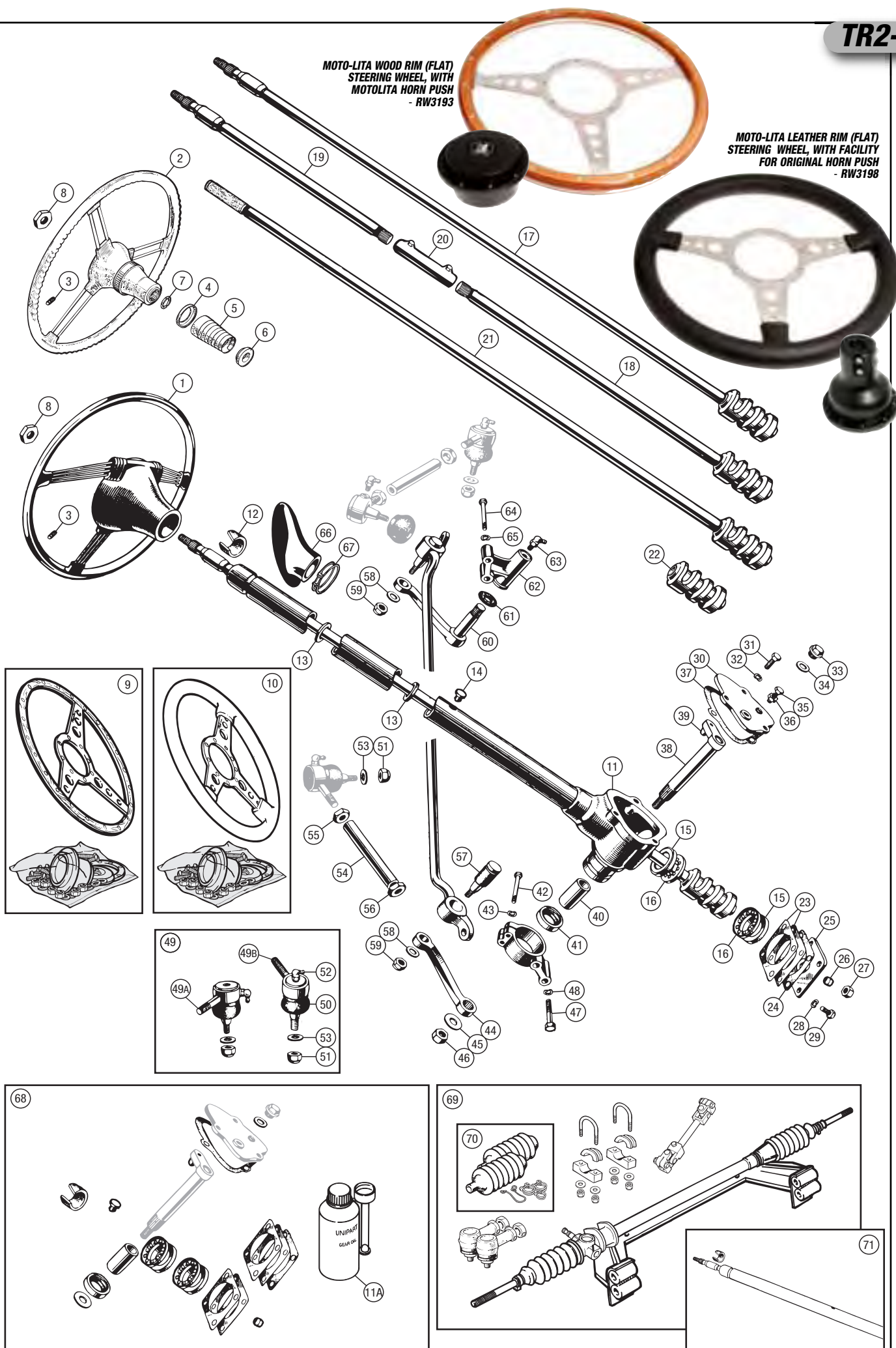
70	GAITER SET	1	RW3086
----	------------	---	--------

An upper steering column assembly will also be required for TR2 and TR3 cars originally fitted with a steering box with a long column.

71	UPPER STEERING COLUMN ASS'Y; RH Steering	1	121154R
	LH Steering	1	121154L

MOTO-LITA WOOD RIM (FLAT)
STEERING WHEEL, WITH
MOTOLITA HORN PUSH
- RW3193

MOTO-LITA LEATHER RIM (FLAT)
STEERING WHEEL, WITH FACILITY
FOR ORIGINAL HORN PUSH
- RW3198



TR4-4A-5-250

**RECONDITIONED
STEERING RACK
ASSEMBLY -
305930R**

Steering Rack

**TR4 to CT20265 (RH Steering),
CT20263 (LH Steering)**

1	STEERING RACK ASSEMBLY;		
	RH steering		
	new	1	305648
	reconditioned exchange	1	305648R
	LH steering		
	new	1	305647
	reconditioned exchange	1	305647R
2	BODY, rack and pinion, not serviced separately;		
	RH steering	1	-
	LH steering	1	-

**TR4 from CT20266 (RH Steering),
CT20264 (LH Steering)**

1	STEERING RACK ASSEMBLY;		
	RH steering		
	new	1	305930
	reconditioned exchange	1	305930R
	LH steering		
	new	1	305929
	reconditioned exchange	1	305929R
2	BODY, rack and pinion;		
	RH steering	1	305773
	LH steering	1	305774

TR4A, TR5, TR250

1	STEERING RACK ASSEMBLY;		
	See also 'Quick Racks' below.		
	RH steering		
	new	1	306829
	reconditioned exchange	1	306829R
	LH steering		
	new	1	306830
	reconditioned exchange	1	306830R
2	BODY, rack and pinion;		
	RH steering	1	305773
	LH steering	1	305774

3	BUSH, rack tube, passenger side	1	128002
4	COVER, blanking, pinion housing	1	128020
5	RACK BAR	1	208375
6	PLUG, nylon, rack damping	1	145108
	Held in place by passenger side rubber rack mounting bush.		
7	INNER TIE ROD & BALL PIN ASS'Y;		
	TR4; length 200mm	2	129961
	TR4A, TR5, TR250; length 190mm	2	142687
8	HOUSING, ball pin	2	128024
9	PIN AND BALL;		
	TR4	2	128023
	TR4A, TR5, TR250	2	139860
10	SOCKET, ball, ball pin to rack	2	158732
11	SHIM;		
	0.002", adjusting	A/R	130031
	0.004", adjusting	A/R	153516
	0.010", adjusting	A/R	130032
12	WASHER, tab, sleeve to housing	2	120957
13	SLEEVE, adaptor	2	129963
14	SPRING, ball pin to rack	2	120953
15	NUT, half, locking ball pin to rack	2	145364
16	STEERING RACK GAITER KIT	1	RTC2218/9
17	BELLOWS, pinion end, driver's side	1	RTC2219
18	BELLOWS, passenger's side	1	RTC2218
19	CLIP, bellows to ball pin shaft	2	CS4009
20	CLIP, bellows to rack body	1	CS4020
21	WIRE, binding, bellows to housing	1	512781
22	TRACK ROD END ASSEMBLY	2	GSJ156
23	GAITER, grease, ball joint	2	EAW2270
24	CLIP, gaiter, OE track rod ends only	2	138869
25	NUT, nyloc track rod to tie rod lever	2	GHF224

26	WASHER, PLAIN	2	WD600071
27	NUT, half, track rod end adjustment	2	128022
28	GREASE NIPPLE	2	LN30041
	For original (greaseable) track rod ends.		
29	BUSH, pinion, lower	1	127997
30	WASHER, thrust, lower	1	128000
31	PINION;		
	RH steering	1	134689
	LH steering	1	134688
32	WASHER, thrust, upper	1	UKC4873
33	BUSH, pinion, upper	1	127998
34	SHIM, pinion;		
	0.005"	A/R	120941
	0.010"	A/R	130902
35	PLUG, end, retaining 'O' ring seal	1	128001
36	'O' RING	1	128021
37	PIN, locating plug	1	128008
38	CIRCLIP, retaining end plug in body	1	509537
39	PLUNGER, loading, rack to pinion	1	120946
40	SPRING, loading plunger	1	126765
41	SHIM;		
	0.002", adjusting plunger	A/R	120959
	0.004", adjusting plunger	A/R	120949
	0.010", adjusting plunger	A/R	132055
42	CAP, screwed	1	132053
43	GREASE PLUG	1	133103
44	GREASE NIPPLE	1	56935

The grease nipple listed above should be fitted in place of the grease plug when lubricating the rack and pinion assembly.

Steering Rack Mountings

**TR4 to CT20265 (RH Steering),
CT20263 (LH Steering)**

45	MOUNTING BLOCK	2	131630
46	RING CLAMP	2	122553
47	'U' BOLT	2	122554
48	DOWEL	2	122623
49	WASHER, plain	4	GHF301
50	NUT, nyloc	4	GHF222

**TR4 from CT20266 (RH Steering),
CT20264 (LH Steering), TR4A, TR5, TR250**

51	CLAMP ASSEMBLY;		
	rack body to chassis	2	136885
	rack body to chassis	2	156024
	Later TR6 alternative.		
52	MOUNTING;		
	rubber	2	139386
	polyurethane	2	139386POLY
	As an alternative to solid rack mountings these polyurethane mountings offer increased strength and more responsive feel than original rubber.		
53	PLATE, reinforcing	2	133875
54	WASHER, plain	4	GHF301
55	NUT, nyloc	4	GHF282



56 SOLID MOUNTING KIT, uprated 1 **RR1370**
A kit to replace the original late TR4, TR4A, TR5, TR250 rubber mountings and clamps is available. It consists of solid aluminium blocks clamping the rack body to the chassis frame by 'U' bolts. This system does eliminate rack float caused by oil soaked or worn rubber mounting bushes. The design of the solid mounting kit will transmit road noise, vibration and shocks up the steering column. The standard rubber mounting system of course insulates the steering from such things, as do polyurethane bushes. Suitable for cars with original steering racks (not suitable for 'quick racks').

57	CABLE CONDUCTOR, rack to 'U' bolt	1	134301
	As fitted.		

Inner Steering Columns

58 STEERING COLUMN ASS'Y UPPER;

	TR4, TR4A;		
	outer, non steering lock type	1	141627
	outer, steering lock type	1	141629
	TR5, TR250		
	outer, non steering lock type	1	149864
	outer, steering lock type	1	149869
59	CLIP, turn signal cancelling	1	140549
60	STEERING COLUMN UPPER, inner	1	149862
61	CLAMP, steering column	1	122669
62	PLATE, locating	1	125782
63	SCREW, locating	1	125781
64	NUT, half	1	JN2110
65	BOLT,		
	clamp & plate to steering column	2	BH604101
66	WASHER, locking	2	GHF331
67	STEERING COLUMN, lower	1	128838
	TR4, TR4A; uses two flexible couplings		
68	STEERING COLUMN, lower	1	213308
	TR5, TR250; uses one flexible coupling, one universal joint.		
69	COUPLING, flexible	2/1*	150696
70	BOLT, hexagon headed, coupling	8/4*	150697



**FLEXIBLE
COUPLING -
150696**

ORIGINAL FLEXIBLE COUPLING ADAPTOR

71	ADAPTOR, coupling to column	4/1*	150699
72	BOLT, adaptor clamping	4/1*	140349
73	NUT, self locking	4/1*	GHF272
74	WASHER, plain	4/1*	GHF301

**ALTERNATIVE REPLACEMENT FLEXIBLE
COUPLING ADAPTOR**

71	ADAPTOR, coupling to column	4/1*	156270
72	BOLT, adaptor clamping	4/1*	BH605131
73	NUT, self locking	4/1*	GHF272
74	WASHER, plain	4/1*	GHF301

75	CABLE CONDUCTOR, flexible coupling	2/1*	130581
-----------	------------------------------------	------	--------

*Note: quantities decrease for TR5, TR250.

76	WIRE, locking bolts	A/R	512781
77	UNIVERSAL JOINT, column to rack		
	TR5, TR250	1	145377
78	BOLT, joint clamping	2	GHF104
79	NUT, self locking	2	GHF222
80	WASHER, plain	2	GHF301

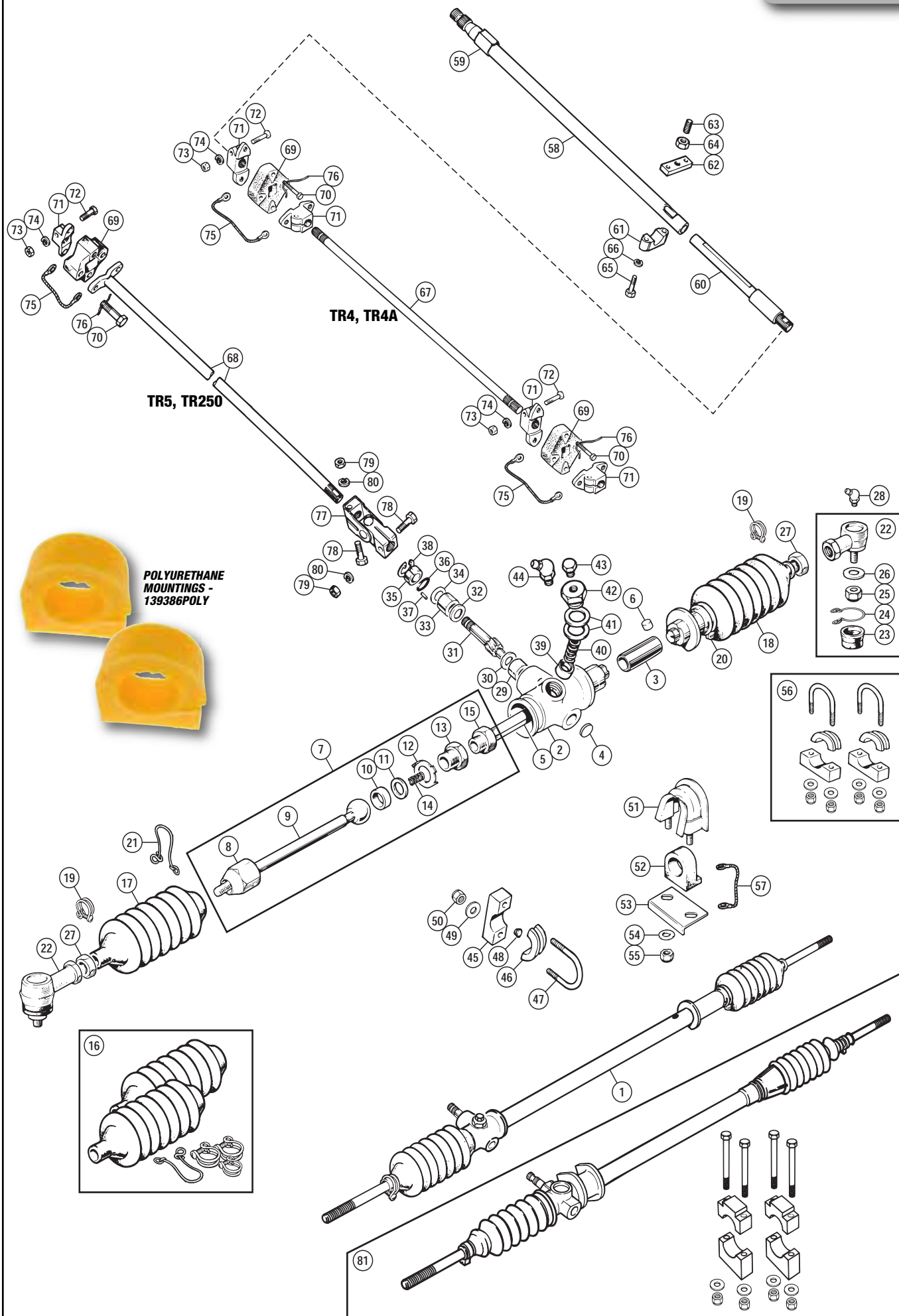


**UNIVERSAL JOINT -
145377**

Quick Racks

A Quick Rack has a high ratio pinion giving you lock to lock in only 2.5 turns, compared to the standard 3.5 turns. Made for competition use, with stronger outer casing and a higher grade of steel rack for increased durability. Track rod ends not included. This rack is designed to be used with special solid rack mounts (included in fitting kit).

81	QUICK RACK ASS'Y, inc, Fitting Kit;		
	RH steering	1	306829HR
	LH steering	1	306830HR



TR4-4A-5-250

STEERING - TR4-4A-5-250



13" WOOD RIM MOTO-LITA
FLAT STEERING WHEEL - RR117013



13" LEATHER RIM MOTO-LITA
FLAT STEERING WHEEL - RR117313



13" WOOD RIM,
POLISHED SPOKES,
MOUNTNEY, SEMI DISHED,
STEERING WHEEL - RL1466



14" VINYL RIM,
BLACK SPOKES,
MOUNTNEY, DISHED,
STEERING WHEEL - RH5358



14" VINYL RIM,
POLISHED SPOKES,
MOUNTNEY, DISHED,
STEERING WHEEL - RH5357

Steering Wheels & Horn Pushes

1	STEERING WHEEL, TR4, TR4A	1	304988
2	STEERING WHEEL, TR5, TR250	1	812651
3	CENTRE PAD, replacement, TR5, TR250	1	1812651PAD
4	NUT, steering wheel attachment	1	105438
5	WASHER, plain (As fitted)	1	WP12
6	MOTO-LITA STEERING WHEEL, wood rim (flat); <i>Includes boss and fittings.</i>		
	13" diameter	1	RR117013
	14" diameter	1	RR117014
7	MOTO-LITA STEERING WHEEL, leather rim (flat); <i>Includes boss and fittings.</i>		
	13" diameter	1	RR117313
	14" diameter	1	RR117314
8	MOUNTNEY STEERING WHEEL; <i>Includes boss and fittings.</i>		
	wood rim, polished spokes (semi-dished)	1	RL1466
	13" diameter.		
	vinyl rim, black spokes (dished)	1	RH5358
	14" diameter.		
	vinyl rim, polished spokes (dished)	1	RH5357
	14" diameter.		
9	HORN PUSH ASS'Y, Triumph medallion	1	150277
10	CLIP, 3 pronged, horn push retaining	1	204741
11	BRUSH, horn contact;		
	2.6" (As fitted, check length)	1	142534
	3.4"	1	142534X

Different length brushes are fitted according to different types of steering wheels.
Please measure the brush length before ordering.

Steering Column

12	STEERING COLUMN COWL ASS'Y;		
	models without steering lock	1	611618
	models with steering lock	1	612072
	alternative Triumph item	1	154177
	<i>The alternative column cowl 154177 will fit TR4, TR4A, TR5 and TR250 models but may require slight alteration depending on the specification of the car.</i>		
	CHANNEL, mounting column switches	1	608136
13	SLIP RING, CABLE & INSULATOR ASS'Y	1	608462
14	CABLE ASSEMBLY, slip ring	1	608356
15	INSULATOR	1	608139
16	BEARING ASSEMBLY, steering column;		
	standard	2	209423
	uprated	2	209423UR
17	END CAP, aluminium	1	122718
18	WASHER, bearing, nylon	1	122719
19	GROMMET, rubber, steering column	1	610608
20	COVER, column harness	1	611369
21	SCREW, clamping cover	1	PX505
22	WASHER, plain	1	WP5
23	WASHER, locking	1	WL105001
24	NUT, plain	1	HN2005
25	BRACKET, clamp, forward	1	608185
26	STRIP, felt, forward bracket, long	1	608223
27	STRIP, felt, forward bracket, short	1	608222
28	ROD, tie, between column brackets		
	RHD; models without steering lock	1	611834
29	ROD, tie, between column brackets		
	LHD; models without steering lock	1	611531
	ANTI-TORQUE STRAP, models with steering lock;		
	LH	1	147892
	RH	1	147893
30	SCREW, tie rod and clamp to bulkhead;		
	models without steering lock	2	GHF117
	models with steering lock	2	SH604101
31	WASHER, plain	2	GHF300
32	WASHER, locking	2	GHF331
33	NUT, plain	2	GHF200
34	COLUMN CLAMP, rearward, lower half	1	611529
35	STRIP, felt, rearward bracket lower	1	608188
36	COLUMN CLAMP, rearward, upper half	1	611530
37	SPRING, rearward clamp upper half	1	609639
38	NUT, tie rod and bracket to dash	2	GHF200
39	NUT, half, locking	2	NT604041
40	SCREW, clamping brackets	2	GHF103
	<i>Models without steering lock.</i>		
41	WASHER, locking	2	GHF332
	<i>Models without steering lock.</i>		
42	NUT, plain	2	GHF201
	<i>Models without steering lock.</i>		
	SCREW, brackets & anti-torque tie rod	2	SH605091L
	<i>Models with steering lock.</i>		
	WASHER, plain	2	GHF301
	<i>Models with steering lock.</i>		
	NUT, nyloc	2	GHF222
	<i>Models with steering lock.</i>		
43	COVER, nut head	2	154172

Models Without Steering Lock

44	TIE ROD, upper;		
	TR4, TR4A	1	611532
	TR5, TR250	1	622137
45	SCREW,		
	tie rod to rearward upper clamp	1	GHF117
46	WASHER, plain	1	GHF300
47	WASHER, locking	1	GHF331
48	NUT, plain	1	GHF200
49	SCREW, tie rod to bulkhead	1	SH604051
50	WASHER, locking	1	GHF331
51	WASHER, plain	1	WB600071A

Escutcheons, Decals & Switches


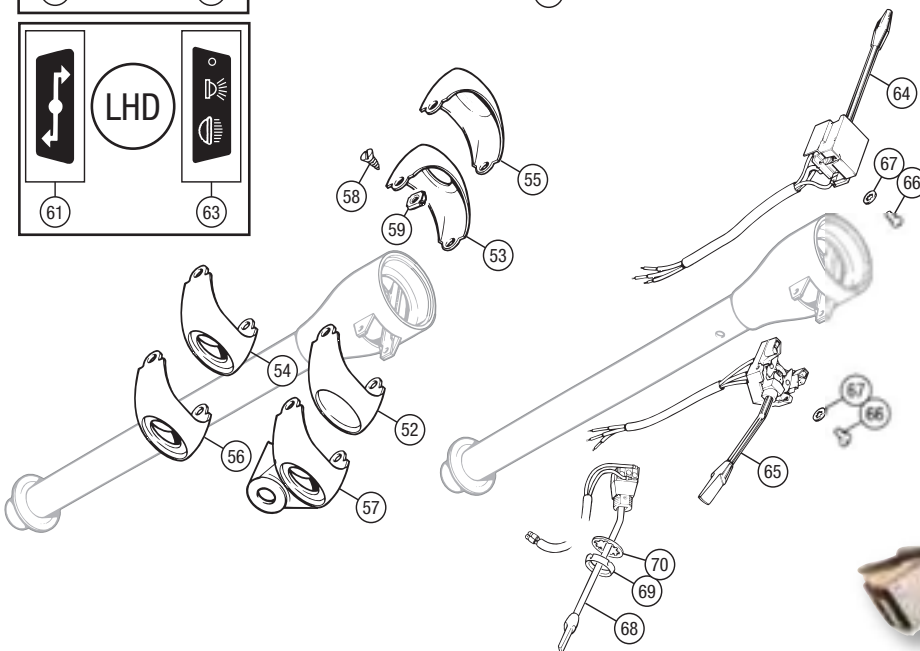
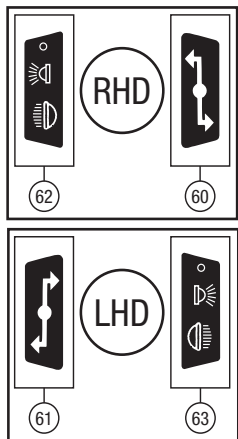
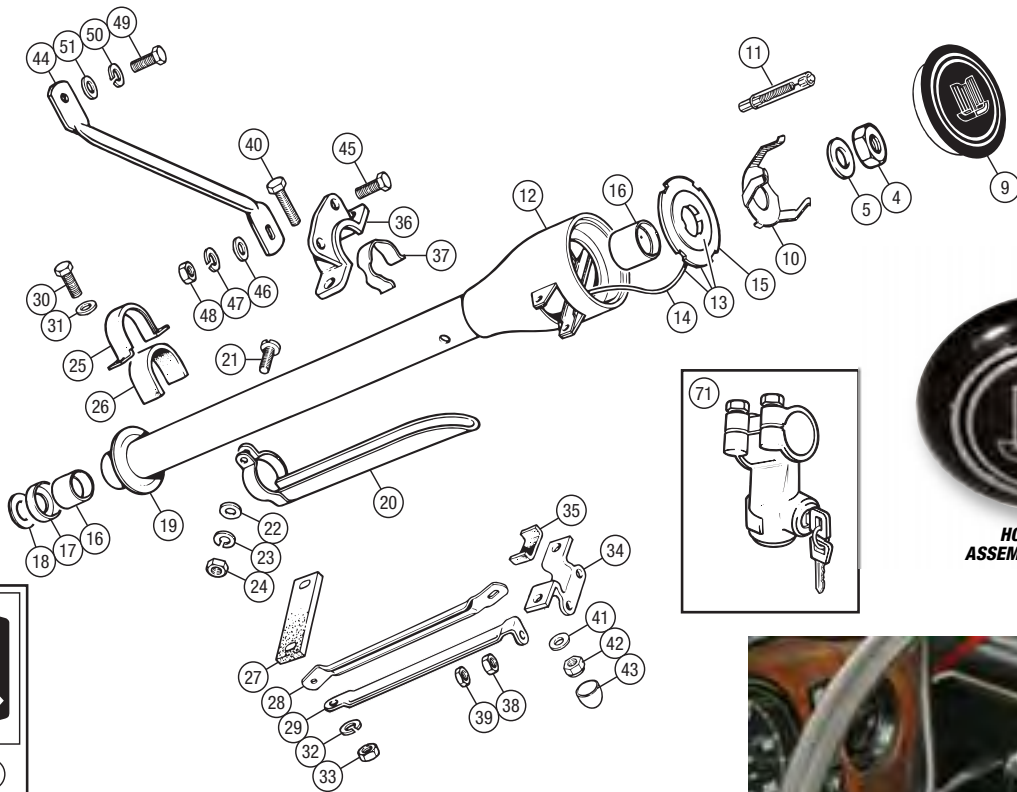
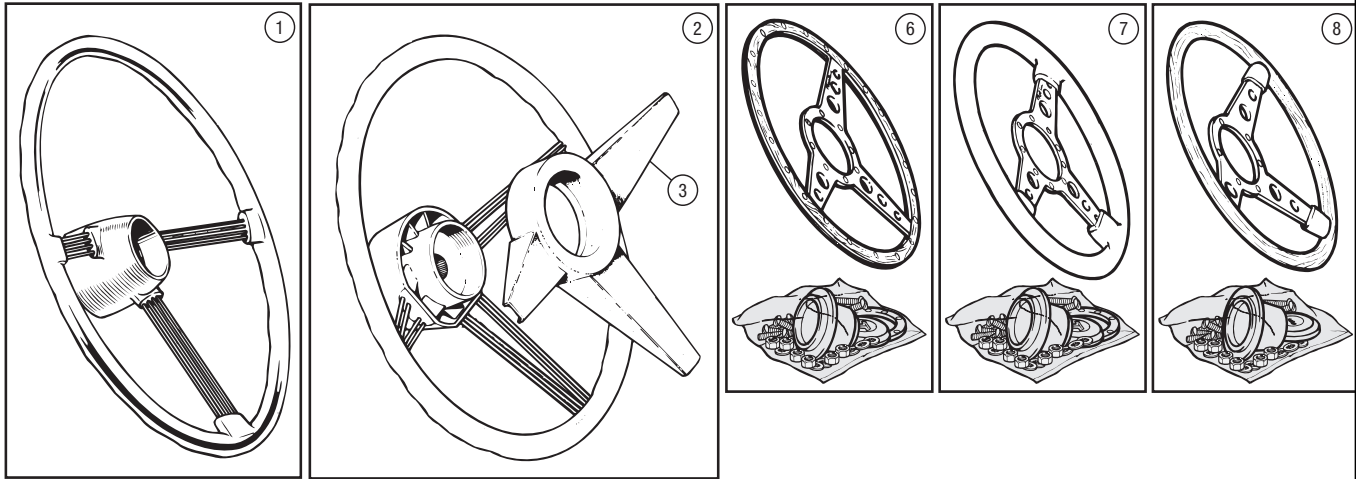
52	ESCUTCHEON, blank		
	TR4 without overdrive	1	611835
53	ESCUTCHEON, indicator switch, TR4	1	611366
54	ESCUTCHEON, overdrive switch		
	TR4 with overdrive	1	611982
55	ESCUTCHEON, light switch, TR4A	1	708479
56	ESCUTCHEON, indicator switch		
	TR4A without overdrive	1	708479
57	ESCUTCHEON;		
	indicator & overdrive switch		
	TR4A with overdrive	1	611974
	light switch		
	TR5, TR250	1	622265
	indicator switch		
	TR5, TR250 without overdrive	1	622265
	indicator & overdrive switch		
	TR5, TR250 with overdrive	1	611974
58	SCREW, escutcheon to cowl	2	510273
59	NUT, fix	2	FC2803
60	DECAL, indicator switch,		
	RH side of column - RH steering	1	611012
61	DECAL, indicator switch,		
	LH side of column - LH steering	1	611011
62	DECAL, lighting switch,		
	LH side of column - RH steering	1	611014
63	DECAL, lighting switch,		
	RH side of column - LH steering	1	611013
64	SWITCH ASSEMBLY, lighting;		
	RH steering, TR4A, TR5	1	142579
	LH steering, TR4A, TR5, TR250	1	141858
	LH steering, alternative	1	159358
65	SWITCH ASSEMBLY, indicator;		
	TR4, TR4A	1	141628
	TR5, TR250	1	147277
	alternative, TR4, TR4A, TR5, TR250	1	158966
66	SCREW, switch attaching	4	TP402
67	WASHER, shakeproof	4	WE604
68	SWITCH, overdrive;		
	RH steering, chrome TR4	1	132424
	LH steering, chrome TR4	1	132423
	RH steering, chrome TR4A	1	139793
	LH steering, chrome TR4A	1	139794
	RH steering, black TR5	1	147280
	LH steering, black TR5, TR250	1	147281
69	BEZEL, nut, overdrive switch	1	609792
70	WASHER, shakeproof, internal	1	WN715

Steering Lock & Switch

71	STEERING LOCK & IGNITION SWITCH;		
	Neiman manufacture	1	132135
	Waso manufacture	1	2190611
	<i>Attached with a circular clamp which meant you had to remove the steering column assembly to fit it!</i>		



WASO STEERING LOCK
& IGNITION SWITCH -
2190611



No.	DESCRIPTION	QTY REQ.	PART No.
-----	-------------	----------	----------

No.	DESCRIPTION	QTY REQ.	PART No.
-----	-------------	----------	----------

No.	DESCRIPTION	QTY REQ.	PART No.
-----	-------------	----------	----------

TR2-4A

Dynamo Mountings

1	BRACKET, dynamo mounting	1	58912
2	PEDESTAL, dynamo mounting	1	59015
3	LINK, dynamo adjusting	1	58914
4	SCREW, bracket to block	3	SH505061
5	SCREW, adjusting link to dynamo	1	SH505091
6	BOLT, link to water pump body	1	GHF163
7	BOLT, dynamo to pedestal	1	129361
8	BOLT, dynamo to bracket	1	BH605101
9	WASHER, locking	4	GHF332
10	WASHER, plain	1	WP19
11	WASHER, plain	1	RTC610A
12	WASHER, plain	1	GHF304
13	WASHER, plain <i>Use to position alignment of belt and pulleys.</i>	A/R	WP125
14	WASHER, plain <i>Use to position alignment of belt and pulleys.</i>	A/R	GHF301
15	LOCK TAB	1	106706
16	NUT, locking, adjusting link	1	NT605041
17	NUT, nyloc	1	GHF275
18	NUT, nyloc	1	GHF272

Dynamo

A new dynamo must be polarised when fitted to the car, before connecting the wiring harness. This may be achieved by connecting a length of wire from the non-earth terminal of the battery to the small (field coil) terminal on the dynamo for five seconds.
Original fitment dynamo specifications for 4 cylinder TRs are as follows:

DYNAMO, with screw terminals;
cover band over brush gear 1 (200657)
Lucas 22258D unit; TR2, TR3 to TS9842.
without cover band over brush gear
(solid case) 1 (203252)
Lucas 22258E or F; TR3 from TS9843, TR3A to TS60000.

DYNAMO, with Lucar (spade) terminals;
without cover band over brush gear
(solid case) 1 (205939)
Lucas 22700 or 22704; TR3A from TS60001, TR4.
without cover band over brush gear
(solid case) 1 (211941)
Lucas 22715; TR4A.

Currently one exchange specification is offered, encompassing the above into a unit without the extra cover band and fitted with Lucar terminals. To fit this to a pre-TS60000 car with screw connections on the wiring harness, items 20 and 21 will be required along with your new dynamo.

19	DYNAMO, exchange <i>Fitted with Lucar connections.</i>	1	GXE3101
20	CONNECTOR, Lucar, 1/4"	1	RTC220A
21	CONNECTOR, Lucar, 3/8"	1	47H5419
22	END BRACKET, commutator; Lucas 22258 units	1	501449
	Except Lucas 22258 units	1	47H5395
23	BUSH, in commutator end bracket; Lucas 22258 units	1	500971
	Except Lucas 22258 units	1	7H5390
	OILER ASS'Y, brass screw in type Lucas 22258 units	1	59746
24	OILER, felt pad and plate Except Lucas 22258 units	1	47H5394
25	SPRING, for brushes	2	RTC466A



BRUSH SET - GGB102

26	BRUSH SET; Lucas 22258 units	1	GGB105
	Except Lucas 22258 units	1	GGB102
27	FIELD COIL SET; Lucas 22258 units	1	59752
	Except Lucas 22258 units	1	607141A
28	ARMATURE	1	509311A
29	WOODRUFF KEY, for pulley	1	WKN404
30	DRIVE END BRACKET; Lucas 22258 units	1	500972
	Except Lucas 22258 units	1	509308
31	BEARING, drive end	1	529221A
32	PULLEY, dynamo	1	102266
33	FAN, dynamo	1	147333
34	NUT, pulley and fan retaining	1	NT607041
35	WASHER, locking	1	WL600071
36	COVER BAND, brush access Lucas 22258 units	1	57579
37	SCREW, cover band clamping Lucas 22258 units	1	PT508
38	NUT, cover band clamping Lucas 22258 units	1	HN2005

Dynamo Overhaul Kit

A dynamo overhaul kit is available for all dynamos except the earliest unit, Lucas no. 22258D, originally fitted to TR2s and TR3s to TS9842. The kit includes the basic repair parts used most commonly in dynamo overhaul.

39	OVERHAUL KIT, dynamo <i>Except Lucas 22258 units</i>	1	RW3099
The following parts are included:			
23	BUSH, in commutator end bracket	1	7H5390
26	BRUSH SET	1	GGB102
31	BEARING, drive end	1	529221A
34	NUT, pulley and fan retaining	1	NT607041
35	WASHER, locking	1	WL600071

Alternator Conversion

Fitting an alternator is of course a very worthwhile upgrade for a 4 cylinder TR; however there are some important points to consider before embarking on such a project. The first is that the car must be converted to negative earth for an alternator - aside from the obvious items like battery leads, several other tweaks also have to take place - such as changing the ignition coil leads, for example. If you don't feel confident about catching everything that has to be done, the best advice is to leave this aspect of your alternator conversion to a competent auto-electrician.

Because of the nature of the TR, it's likely that modifications have been wrought over the years by enthusiastic owners, making it impossible to offer a 'one-kit-fits-all' conversion. Choose carefully from the menu below to ensure you get the correct components for your particular TR. Probably the most common - and highly recommended, for reasons shown further down this page - modification alluded to above is a narrow fan belt conversion. If your car hasn't already been converted to accept a narrow fan belt, the best time to do so is while fitting an alternator. This is not to say that an alternator won't run with an original TR wide fan belt - it will do so quite successfully, utilising the original wide belt dynamo pulley.

Lastly, before fitting your new alternator, ensure that the dynamo mounting components to be retained (the pedestal, engine block bracket and associated hardware) are in serviceable condition and attached correctly to the engine.

17 ACR AND 18 ACR ALTERNATORS

40	ALTERNATOR ASS'Y, reconditioned;		
	17 ACR type, 36 amp	1	GXE8211
	18 ACR type, 45 amp	1	GXE8206
<i>Please note that these alternators are usually exchange items, so if an old or 'core' unit is not offered by the customer at the time of purchase, a surcharge will be levied. Alternators are supplied without fan and pulley.</i>			
41	FAN, alternator	1	C37222A

ALTERNATOR MOUNTINGS

42	MOUNTING KIT, alternator	1	RW3100
The following parts are included:			
43	BOLT, mounting alternator	1	BH605221
44	WASHER, plain	4	GHF301
45	SPACER, mounting	1	147472
46	NUT, nyloc	1	GHF272
47	LINK, alternator adjusting	1	142134
48	BOLT, water pump housing	1	GHF163
49	WASHER, locking	2	GHF332
50	BOLT, alternator to pedestal	1	129361
51	SCREW, adjusting link to alternator	1	GHF103
52	NUT, locking screw to link	1	GHF201

ALTERNATOR WIRING HARNESSSES

53	HARNESS, alternator conversion;		
	TR3, TR3A, TR4 to CT14913	1	RW3211
	TR4 from CT14914, TR4A	1	RW3212

Narrow Fan Belt Conversion

As with the alternator conversion detailed above, fitting your 4 cylinder TR with a narrow fan belt is a case of choosing from the parts and kits listed here that are appropriate for your car.

There are several reasons why you should change from the original, wide belt to a narrow one; one is that of course you are always going to have more luck finding and buying a narrow belt (3/8" belts have been the standard for automotive use for many years) when you need one for servicing and repairs. There's also the fact that being what the industry almost always specified, the narrow belt benefits from years of development to make it more efficient and reliable.

If you're feeling particularly protective towards your engine, the damped narrow belt option gives you the opportunity to protect the crankshaft by significantly reducing harmonic shock waves. This does entail the elimination of the mechanical cooling fan and fan extension and the substitution of an electric cooling fan when the original crank pulley is replaced by the new damped pulley. However, you do end up with a 'win-win' situation here because not only do you get a far better and more easily serviced fan belt on your car, but you also vastly improve the efficiency of the cooling system (the Achilles Heel of a 4 cylinder TR), too. For electric fan conversions, see 'Cooling Systems'. For owners who want a narrow belt system but don't want to go as far as losing their friendly old mechanical cooling fan, an undamped narrow belt system can be chosen instead.

54	NARROW BELT KIT;		
	undamped	1	RW3102
<i>Fitment allows retention of mechanical cooling fan. Includes undamped alloy crankshaft pulley (using original fan extension), replacement alloy water pump pulley, alternator pulley, fan belt and fitting instructions.</i>			
	damped	1	RW3101
<i>Fitment involves deletion of mechanical cooling fan. Includes damped alloy crankshaft pulley with spacer, washer and bolt, replacement alloy water pump pulley, alternator pulley, fan belt and fitting instructions.</i>			

The following items are also serviced separately:

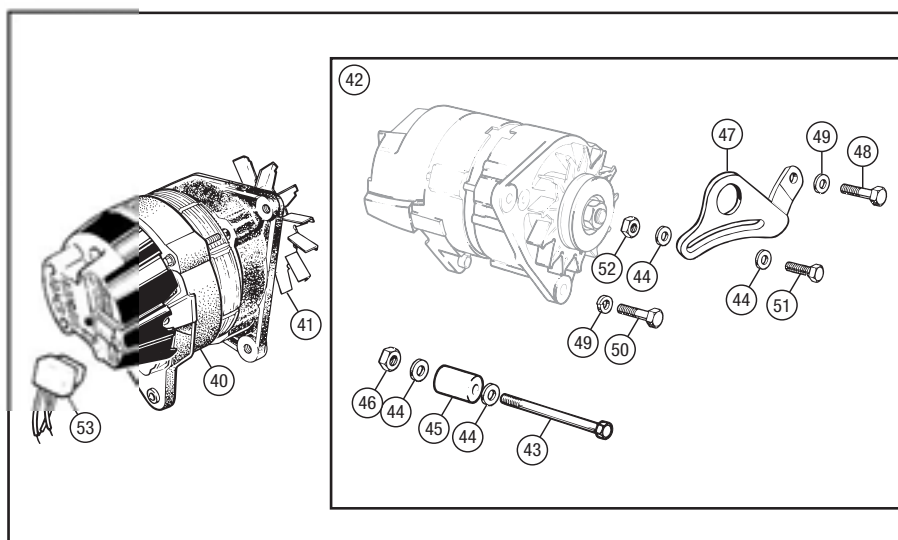
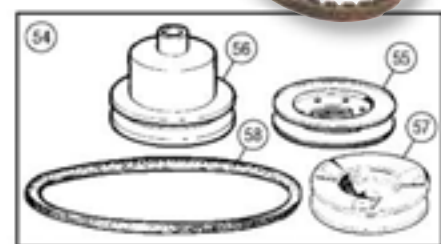
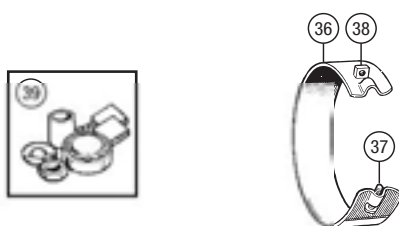
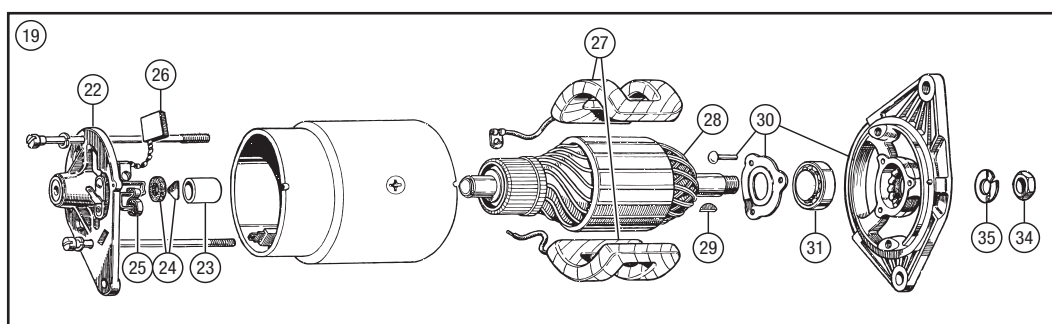
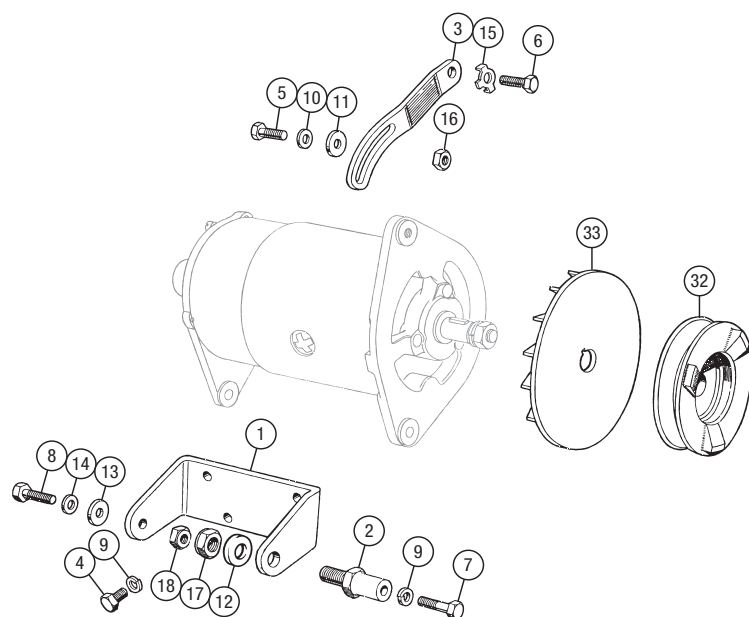
55	PULLEY, crank, narrow belt, undamped	1	107252ALLOY
<i>Fitment allows retention of mechanical cooling fan.</i>			
56	PULLEY, water pump, narrow belt	1	105537ALLOY
57	PULLEY, alternator, narrow belt;		
	2 1/2" dia. (For standard road use)	1	AEU1238
	2 3/4" dia. (For fast road use)	1	12G1054
58	FAN BELT, narrow	1	GCB10975



DYNAMO - GXE3101



CONVERSION ALTERNATOR ASSEMBLY - GXE8211



TR5-250

Alternator Mountings

1	MOUNTING BLOCK, alternator	1	147899
2	SCREW, mounting block to crankcase	2	GHF103
3	WASHER, locking	2	GHF332
4	BOLT, mounting alternator	1	BH605401A
5	WASHER, plain	1	517263
6	SPACER, front, mounting block	1	147472
7	SPACER, rear, mounting block	1	147902
8	NUT, self locking, mounting bolt	1	GHF222
9	LINK, alternator adjusting	1	UKC646
10	SCREW, adjusting link to alternator	1	HU857
11	WASHER, plain	2	RTC610A
12	NUT, half, locking screw to link	1	NT605041
13	BOLT, water pump housing, 2 1/4"	1	BH605181
14	WASHER, locking	1	GHF332

Lucas 15 AC Alternator

TR5, TR250 Original Equipment

15	ALTERNATOR ASS'Y, 15 AC type, 28 amp; Lucas no. 23544A/D; new	1	37H2245
	reconditioned, exchange	1	37H2245R
16	BRACKET, driving end	1	517221
17	CIRCLIP	1	515592
18	'O' RING, oil seal	1	515593
19	WASHER, retaining felt	1	517222
20	FELT, oil	1	517223
21	BEARING, front	1	529221A
22	ROTOR ASSEMBLY	1	517224
23	SLIP RING	1	517225
24	BEARING, rear	1	517226
25	STATOR ASSEMBLY	1	517236
26	RECTIFIER ASSEMBLY	1	517231
27	BRACKET, slip ring end	1	517229
28	'O' RING, oil seal	1	515593
29	SLEEVE, bracket adjustment	1	517227
30	BRUSH BOX ASSEMBLY	1	517233
	CONNECTOR, Lucas, female	1	517234
	SLEEVE, Lucar, output	1	517235
31	BRUSH SET	1	GGB503
32	BOLT, through brackets	3	606835A
33	COVER	1	517228
34	SUNDRY PARTS KIT	1	517237
35	NUT, shaft	1	517190
36	WASHER, shaft	1	517191
37	PULLEY, 3/8" groove; 2 3/4" diameter	1	147530
	2 1/2" diameter (Alternative)	1	AEU1238
38	FAN	1	AAU3956A



BRUSH SET - GGB503

EXTERNAL REGULATOR, FOR 15 AC TYPE ALTERNATOR

39	REGULATOR, external, 4 terminals	1	BHA4789
40	REGULATOR, external, 3 terminals Alternative.	1	GEU6609
41	SCREW, control box to valance	2	PX505
42	WASHER, locking	2	WL105001
43	WASHER, plain	2	WP5



EXTERNAL REGULATOR - BHA4789

Alternator Conversion

FROM 15 AC TO 17 ACR OR 18 ACR ALTERNATOR

The Triumph TR5 and TR250 was fitted with a Lucas alternator and charging equipment as standard. The original specified alternator was a 15AC type with an external regulator. This was replaced on the TR6 by alternator types with internal regulators. The low power output (28 amp) 15AC alternator can be replaced by the later higher output internally regulated type if some minor electrical wiring modifications are carried out (see Alternator Terminal Conversion).

17 ACR AND 18 ACR ALTERNATOR REPLACEMENTS

44	ALTERNATOR ASS'Y, reconditioned, exchange;		
	17 ACR type, 36 amp	1	GXE8211
	18 ACR type, 45 amp	1	GXE8206
45	BRACKET, driving end	1	UKC1666
46	BEARING KIT, drive end	1	517655
47	ROTOR ASSEMBLY	1	UKC1664
48	SLIP RING	1	517225
49	BEARING KIT, slip ring end	1	517226
50	STATOR ASSEMBLY	1	UKC1659
51	RECTIFIER ASSEMBLY;		
	17ACR (23635A/B & 23642A/B)	1	517231
	17ACR (23745A & 23748)	1	AEU4152A
	18ACR (23739A, 23740A & 23860)	1	LU83166
52	BRACKET, slip ring end	1	UKC1658
53	BRUSH BOX ASSEMBLY	1	517650
54	BRUSH SET	1	GGB504
55	BOLT, through brackets	3	606835A
56	REGULATOR	1	BAU5264
57	SURGE PROTECTOR;		
	17ACR (23635A/B)	1	LU60210096
	17ACR (23642A/B)	1	LU54048364
	17/18ACR (23745A & 23748 & 23739A & 23740A & 23860)	1	LU54486144
58	SUPPRESSION CAPACITOR	1	UKC1665
59	COVER	1	NKC484A
60	SUNDRY PARTS KIT	1	517237
61	NUT, shaft	1	517190
62	WASHER, shaft	1	517191
63	PULLEY, 3/8" groove; 2 3/4" diameter	1	147530
	2 1/2" diameter (Alternative)	1	AEU1238
64	FAN	1	C37222A

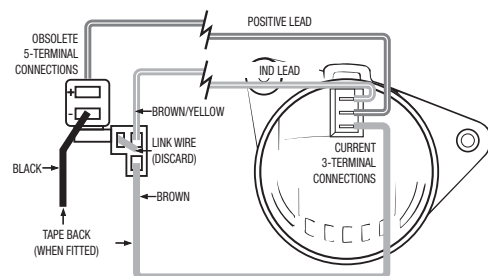


Alternator Terminal Conversion

Converting your alternator connection wiring from the 5 terminals required for a 15 AC alternator to 3 terminals will allow fitment of the later, more powerful (and easier to service) 17 ACR or 18 ACR alternators. The following wiring instructions, provided by Lucas, outline the conversion procedure from the '5 terminal' to '3 terminal' type.

- Disconnect battery.
- Cut off wiring terminal plugs from alternator wiring.
- Remove and discard link wire (see illus. below).
- Remove wiring harness tape approximately 1 inch.
- Slide small insulator over remaining IND wire (brown/yellow), and solder to the small terminal.
- Slide large insulator over positive lead wire (brown/white), and solder to the large terminal.
- Separately tape back onto harness, the brown and black wires not used as they are no longer required.
- Connect the small brown/yellow IND wire to the small terminal on the alternator.
- Connect the large brown/white positive lead to either of the two large terminals on the alternator.
- Re-Connect the battery.

65 PLUG KIT, for ACR alternator conversion1 GEU250




PLUG KIT - GEU250

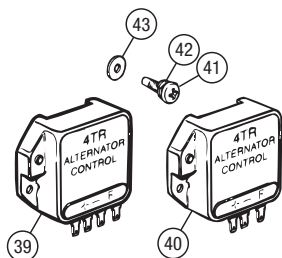
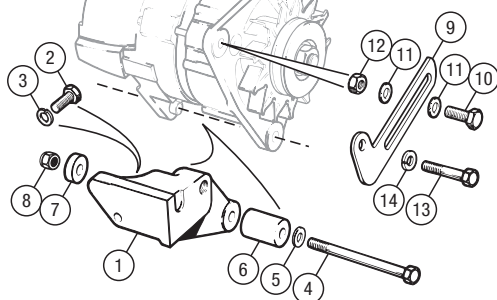


TR5-250


ELECTRICAL - ALTERNATOR - 6 Cylinder - TR5-250



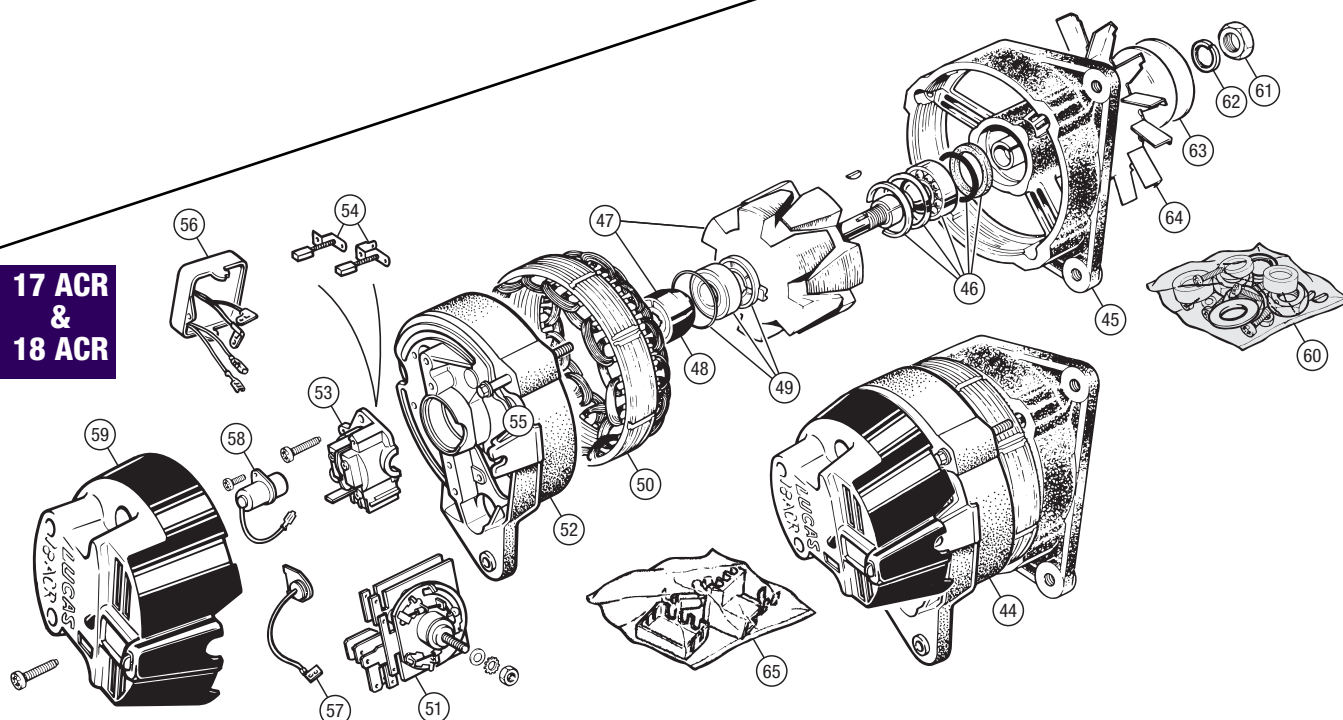
**18ACR ALTERNATOR
- GXE8206**



15 AC



**17 ACR
&
18 ACR**



TR2-4A

Starter Motor Mountings

GEARBOXES WITH 11MM FLANGE

1	BOLT	2	BH606161
2	NUT	2	GHF202
3	WASHER, locking	2	GHF333

GEARBOXES WITH 14MM FLANGE

4	BOLT	2	BH606191
5	NUT	2	GHF202
6	WASHER, locking	2	GHF333

Starter Motor

TYPE A 'BOMB' STARTER WITH SHROUDED BENDIX GEAR TR2, TR3, TR3A up to TS50000

7	STARTER MOTOR, rebuilt	1	201906R
8	ARMATURE	1	501779
9	BRUSH SET	2	GSB103
10	END PLATE, commutator <i>Includes brush set.</i>	1	7H5498
11	SPRING, brush tension	4	517458
12	BUSH, commutator end plate	1	242958A
13	FIELD COIL ASSEMBLY	1	59764
14	BOLT, assembly retaining	2	59765
15	END CAP, commutator end plate	1	59754
16	COVER BAND	1	57579
17	SCREW, cover band clamping	1	PT508
18	NUT, cover band clamping	1	HN2005
19	SLEEVE & DRIVE COUPLING	1	501217
20	SPRING	1	58491
21	PINION GEAR AND SLEEVE ASS'Y, Bendix	1	501030
22	BUSH, drive end	1	59762
23	SUNDRY PARTS KIT	1	70391

TYPE B 'LONG' STARTER WITH EXPOSED BENDIX GEAR TR3A from TS50001; TR4, TR4A

24	STARTER MOTOR	1	GEU4412R
25	ARMATURE original Lucas M418G starter motor	1	57580
26	BRUSH SET; original Lucas M418G starter motor	2	GSB103
	replacement Lucas 2M100 starter motor	2	GSB108
27	END PLATE, commutator end original Lucas M418G starter motor	1	7H5498
28	SPRING, brush tension	4	517458
29	BUSH, commutator end plate	1	242958A
30	FIELD COILS ASSEMBLY	1	59764
31	BOLT, assembly retaining	2	7H5339
32	END CAP, commutator end plate	1	59754
33	COVER BAND	1	517454
34	SCREW, cover band clamping	1	PT508
35	NUT, cover band clamping	1	HN2005
36	PINION GEAR AND SLEEVE ASS'Y, Bendix	1	503529
37	SPRING KIT	1	70062
38	MAIN SPRING	1	7H5007
39	NUT, bendix spring retaining <i>Alternative to item 41.</i>	A/R	503527
40	SPLIT PIN, locking nut	A/R	PC10
41	SPRING RING & CUP, bendix spring retaining <i>Alternative to item 39. The spring ring and cup method of spring retention must be used in preference to the nut (no. 39) on an original M418G type armature.</i>	A/R	LUTLB192
42	BUSH, drive end	1	244714A
43	SUNDRY PARTS KIT	1	70391
44	SHIM, mounting adjustment	A/R	104549



BRUSH SET - GSB103

Starter Solenoid

45	SOLENOID, round type	1	BCA4501
46	RUBBER CAP, push button <i>For round solenoid.</i>	1	27H5576
47	SOLENOID, square type <i>Alternative to round solenoid.</i>	1	134174
48	RUBBER TERMINAL CAP, solenoid and starter cable ends	3	115706

Up-rated Starter Motors

These lightweight pre-engaged starter motors replace the original types without needing other parts to be fitted. Being high torque, their armatures will not suffer the same fate as the originals, especially on high compression engines. More reliable by design, they are half the weight of original TR starters, and are sold on an outright basis.

49	STARTER MOTOR ASSEMBLY; replaces Type A starter with shrouded bendix gear	1	201906UR
	replaces Type B starter with exposed bendix gear	1	GEU4412UR
50	SHIM, starter bendix position	A/R	104549



'BOMB' STARTER MOTOR -
201906R



LONG STARTER MOTOR -
GUE4412R



UP-DATED STARTER MOTOR -
201906UR

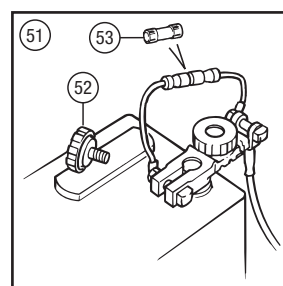
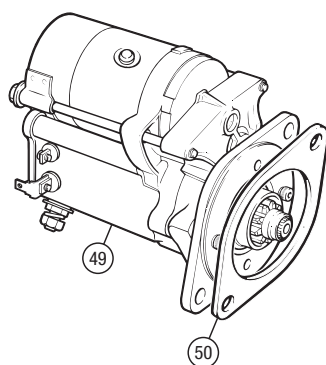
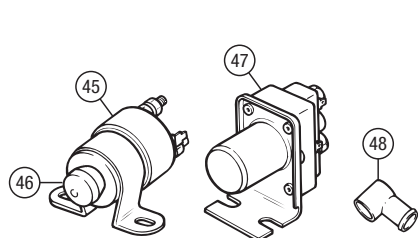
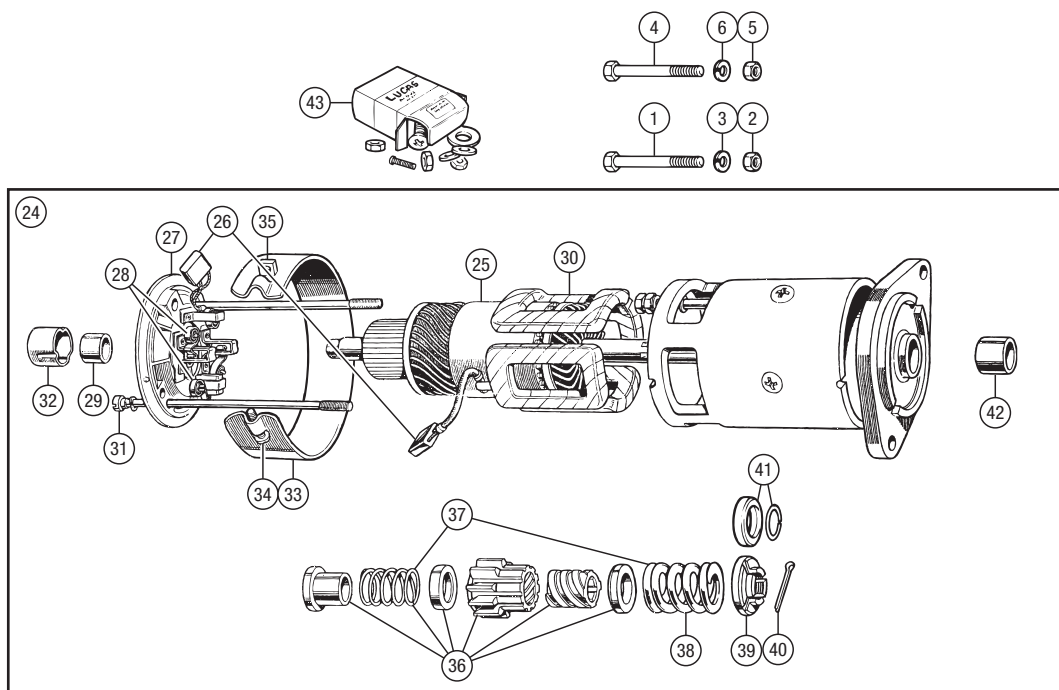
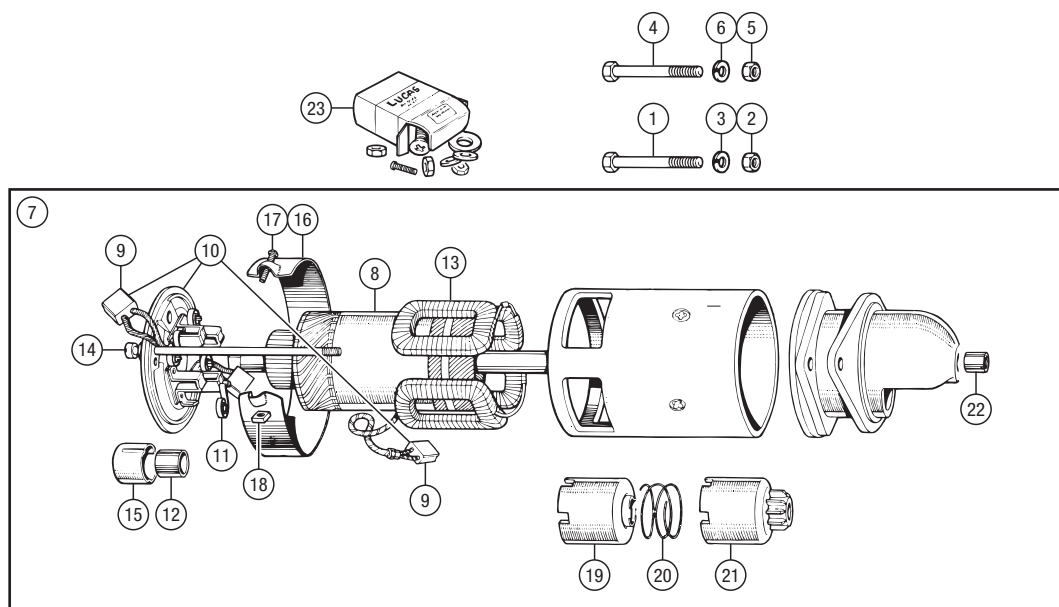
Starter Motor Immobiliser Kit

51	DIS-CAR-NECT IMMOBILISER KIT	1	RX1356
52	SCREW KNOB, replacement	1	RX1356Knob
53	FUSE, replacement	1	RX1356Fuse



How Does 'Dis-Car-Nect' Work?

When leaving your car, simply remove the knob to isolate the starter circuit. The 16amp by-pass fuse will maintain current to all other electrical circuits - stereo memories, alarm etc. Because the starter motor draws over 150amps, any attempt to connect (hot-wire) the starter motor will instantly cause the by-pass fuse to blow, this immobilises the car until the knob is replaced. If this should happen, simply replace the 16amp fuse at your convenience. As an added advantage, the 'Dis-Car-Nect' will also prevent battery drain if you intend to store your car, simply unscrew the knob and remove the fuse. For extra security you can unscrew and remove the immobiliser knob completely.



TR5-250

Starter Motors - TR5

TR5 and TR6 PI cars were always fitted with a pre-engaged type Lucas starter motor of either the M418G or 2M100 model type.

Due to further improvement by Lucas the later type 2M100 model starter is supplied for all replacement purposes.

The M418G starter is identified by the Lucas part number 25626 stamped on the main casing.

The 2M100 model is identified by the part number 25647 stamped on the main casing.

M418G starter motors have the electrical carbon brushes bearing on the sides of the armature's commutator in a radial manner.

The carbon brushes of the 2M100 bear against an end facing commutator in an axial manner.

The components of the two design starters are not interchangeable, the complete starter motor assemblies are.

If you intend to carry out repairs to your own starter motor you must establish which model starter is fitted by obtaining the information of model type and part number from the starter motor main casing. Without this information there is a good chance that the wrong spares are purchased to service your particular starter motor.

- | | | | |
|---|--|---|----------|
| 1 | STARTER MOTOR ASS'Y, TR5 (all) exchange,
Also see 'Upgraded Starter Motor'.
(includes solenoid), reconditioned | 1 | GXE4439R |
| This unit is a replacement for both types that were originally fitted. The original Lucas numbers and the models that they were fitted to are: TR5 (original equipment), Lucas model and part number M418G and 25626; later TR6 PI unit (may be used or found on TR5), Lucas model and part number 2M100 and 25647. | | | |

If you wish to repair your own starter motor, you must identify which type is fitted prior to ordering spares for it. The following is a parts breakdown by Lucas model type.

Starter Motors - TR250

TR250s were fitted with Lucas model M35G-1 starter motors. The factory replaced the early design (which had radial brushes contacting a 'side' commutator) by an all-variants-encompassing starter motor of the later design (with axial brushes contacting a face commutator). The nett result was two starter motors of clearly different construction which were, in fact, interchangeable. They may be identified by the following: Lucas Type M35G (original Triumph part no. 200535): Stamped with Lucas no. 25022 or 25079, plus suffix between A and H.

Lucas Type M35J: Stamped with Lucas no. 25149.

- | | | | |
|----|--|---|----------|
| 54 | STARTER MOTOR ASS'Y, TR250 (all);
Also see 'Upgraded Starter Motor'.
reconditioned, exchange (replacement) | 1 | GEU9405 |
| | new, outright | 1 | GEU9405N |

If you wish to repair your own starter motor, you must identify which type is fitted prior to ordering spares for it. The following is a parts breakdown by Lucas model type.

Early TR250 Original Equipment (Lucas nos. 25022 and 25079)

- | | | | |
|----|--|---|---------|
| 55 | STARTER MOTOR, exchange, reconditioned
Lucas nos. 25022 and 25079 | 1 | 200535R |
| 56 | NUT, retaining mechanism on shaft
Alternative to clip; as fitted. | 1 | 501709 |
| 57 | CLIP, retaining mechanism on shaft
Alternative to nut; as fitted. | 1 | 519813 |
| 58 | SPRING | 1 | 7H5045 |
| 59 | PINION & SLEEVE ASSEMBLY, 9 tooth
Lucas no. 25022 | 1 | 500892 |
| 60 | PINION & BARREL, 9 tooth
Lucas no. 25079 | 1 | 511290 |

Upgraded Starter Motors

These brand new starters are high torque, meaning their armatures will not suffer the same fate as the originals, especially on high compression engines. More reliable by design, they are half the weight of the original TR5 and TR250 starters... bringing TRs (literally) into the new millennium. No other parts are required and these are sold on an outright basis.

TR5 Original Equipment (Lucas no. 25626)

- | | | | |
|----|--|---|------------|
| 2 | STARTER MOTOR ASS'Y, reconditioned, exchange
Lucas nos. 25626A/B. | 1 | 214914R |
| 3 | BRACKET, drive end | 1 | 517466 |
| 4 | BUSH, drive end bracket | 1 | 517467 |
| 5 | DRIVE PINION ASSEMBLY | 1 | 517462 |
| 6 | BUSH, drive pinion | 1 | TCB116 |
| 7 | RING, retaining bush | 1 | 517463 |
| 8 | PLATE, operating lever | 1 | 517464 |
| 9 | WASHER, thrust, drive end | 1 | 517468 |
| 10 | DRIVE RETENTION KIT | 1 | LU54245339 |
| 11 | COLLAR, thrust | 1 | 517469 |
| 12 | RING, spring, retaining drive | 1 | 517470 |
| 13 | LEVER, pinion engaging | 1 | 517461 |
| 14 | BOLT, lever pivot | 1 | 517459 |
| 15 | NUT, locking pivot bolt | 1 | 517460 |
| 16 | ARMATURE | 1 | 517473 |
| 17 | FIELD COIL SET | 1 | 517475 |
| 18 | COVER BAND, brush gear | 1 | 517454 |
| 19 | SCREW, cover securing | 1 | 517455 |
| 20 | NUT, cover securing | 1 | 517456 |
| 21 | WASHER, thrust, fabric, commutator end | 1 | 517472 |
| 22 | WASHER, thrust, commutator end | 1 | 519539 |
| 23 | END PLATE, commutator, includes one pair
of brushes and armature bush | 1 | 517457 |
| 24 | BRUSH SET, carbon
Sold as pair. | 1 | GSB103 |
| 25 | BUSH, commutator end plate | 1 | 47H5340 |
| 26 | SPRING SET, brush tension | 1 | 517458K |
| 27 | SPRING, brush tension | 4 | 517458 |
| 28 | BOLT, through, fixing | 2 | 511596 |
| 29 | SOLENOID ASSEMBLY
Attached by studs. | 1 | AEU1649 |
| 30 | SUNDRY PARTS KIT | 1 | 503721 |
| 31 | BOLT, starter motor attachment | 2 | BH606161 |
| 32 | WASHER, shakeproof | 2 | WE600061 |
| 33 | WASHER, locking | 2 | GHF333 |
| 34 | NUT, starter attachment bolt | 2 | GHF202 |

- | | | | |
|----|--|-----|----------|
| 61 | SLEEVE, screwed, Lucas no. 25079 | 1 | 514023 |
| | PINION & SLEEVE ASSEMBLY, 9 tooth
Alternative. Replaces above as matched pair only. | 1 | 67H5010 |
| 62 | SPRING | 1 | 501711 |
| 63 | BRACKET ASSEMBLY, drive end | 1 | 501712 |
| 64 | BUSH, driving end, Lucas no. 25022 | 1 | 7H5049 |
| 65 | BUSHING & BEARING, driving end
Lucas no. 25079 | 1 | 47H5346 |
| 66 | ARMATURE ASSEMBLY;
Lucas no. 25022 | 1 | 501714 |
| | Lucas no. 25079 | 1 | 514026 |
| 67 | FIELD COIL SET | 1 | 501715 |
| 68 | BAND, cover | 1 | 57458 |
| 69 | END PLATE, commutator end
Pressed. | 1 | 509817 |
| 70 | END PLATE, commutator end
Die cast. | 1 | 501706 |
| 71 | SPRING SET;
for pressed end plate | 1 | 509819 |
| | for die cast end plate | 1 | 501708 |
| 72 | BRUSH SET | 1 | GSB102 |
| 73 | BUSH, commutator end
for pressed end plate | 1 | 47H5340 |
| 74 | BUSH, commutator end
for die cast end plate | 1 | 511141 |
| 75 | CAP, shaft, Lucas no. 25022 | 1 | 501704 |
| 76 | BOLT, through end brackets | 2 | 502210 |
| 77 | SUNDRY PARTS KIT | 1 | 70391 |
| 78 | BOLT, starter and gearbox to engine | 2 | BH606181 |
| 79 | WASHER, locking | 2 | GHF333 |
| 80 | WASHER, shakeproof | 2 | WE600061 |
| 81 | NUT | 2 | GHF202 |
| 82 | SHIM, starter bendix position | A/R | 104549 |
| 83 | MOUNTING SPACER | 1 | 131570 |

Later TR6 PI Replacement (Lucas no. 25647, 25714)

- | | | | |
|----|---|---|------------|
| 35 | STARTER MOTOR ASS'Y, reconditioned, exchange;
Lucas no. 25647A/E/F/J | 1 | 218053R |
| | Lucas no. 25714A | 1 | TKC3010R |
| 36 | BRACKET, drive end;
Lucas no. 25647A/E/F/J | 1 | 520458 |
| | Lucas no. 25714A | 1 | LU54249562 |
| 37 | BUSH SET, drive end and commutator
end brackets | 1 | TCB116 |
| 38 | PINION LEVER ENGAGING KIT,
includes pivot pin kit | 1 | 520456 |
| 39 | PIVOT PIN KIT | 1 | 520455 |
| 40 | DRIVE PINION ASSEMBLY;
Lucas no. 25647A/E/F/J | 1 | 520457 |
| | Lucas no. 25714A | 1 | RTC713 |
| 41 | RETENTION KIT, drive end | 1 | 519558 |
| 42 | ARMATURE | 1 | 520460 |
| 43 | FIELD COIL SET | 1 | 517475 |
| 44 | END PLATE, commutator, includes one pair
of brushes and armature bush | 1 | 520454 |
| 45 | BRUSH SET, carbon, pair | 1 | GSB108 |
| 46 | SEALING KIT, includes solenoid end cap;
bellows and brass cap and grommet
for drive end bracket | 1 | 520459 |
| 47 | BOLT KIT, through fixing | 1 | 520464 |
| 48 | SOLENOID ASSEMBLY;
Lucas no. 25647A/E/F/J | 1 | 520462 |
| | Lucas no. 25714A | 1 | 520473 |
| 49 | SUNDRY PARTS KIT | 1 | 520466 |
| 50 | BOLT, starter motor attachment | 2 | BH606161 |
| 51 | WASHER, shakeproof | 2 | WE600061 |
| 52 | WASHER, locking | 2 | GHF333 |
| 53 | NUT, starter attachment bolt | 2 | GHF202 |


Starter Motor Immobiliser Kit

- | | | | |
|-----|------------------------------|---|------------|
| 108 | DIS-CAR-NECT IMMOBILISER KIT | 1 | RX1356 |
| 109 | SCREW KNOB, replacement | 1 | RX1356Knob |
| 110 | FUSE, replacement | 1 | RX1356Fuse |

See page 165 for more information.

Later TR250 Original Equipment (Lucas no. 25149)

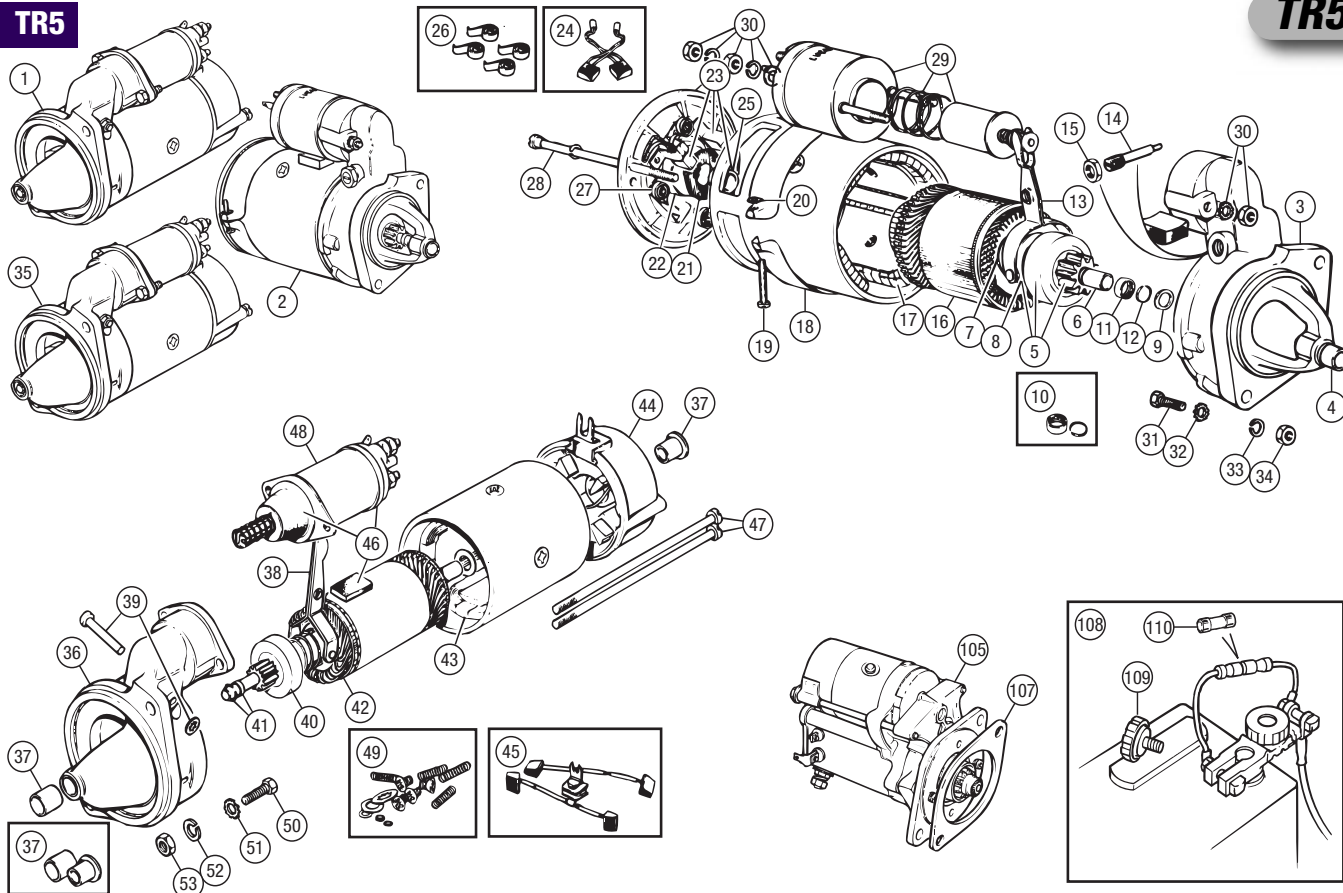
- | | | | |
|-----|---|-----|---------|
| 84 | CLIP, retaining mechanism on shaft | 1 | 519813 |
| 85 | SPRING | 1 | 501710 |
| 86 | PINION & SLEEVE ASSEMBLY;
9 tooth | 1 | 67H5010 |
| | 10 tooth | 1 | BAU5781 |
| 87 | BUSH SET, front and rear | 1 | 519812 |
| 88 | BRACKET ASSEMBLY, drive end | 1 | 37H4675 |
| 89 | ARMATURE ASSEMBLY | 1 | 501714 |
| 90 | FIELD COIL SET | 1 | 37H4670 |
| 91 | BAND, cover | 1 | 57458 |
| 92 | END PLATE | 1 | 37H4672 |
| 93 | BRUSH SET | 1 | GSB105 |
| 94 | SUNDRY PARTS KIT | 1 | 70391 |
| 95 | BOLT, starter and gearbox to engine | 2 | HB917 |
| 96 | WASHER, locking | 2 | WL209 |
| 97 | WASHER, shakeproof | 1 | WE609 |
| 98 | NUT | 2 | HN2009 |
| 99 | SHIM, starter bendix position | A/R | 104549 |
| 100 | MOUNTING SPACER | 1 | 131570 |
| 101 | SOLENOID, round type | 1 | BCA4501 |
| 102 | RUBBER CAP, push button
For round solenoid. | 1 | 27H5576 |
| 103 | SOLENOID, square type
Alternative to round solenoid. | 1 | BMK1727 |
| 104 | RUBBER TERMINAL CAP,
solenoid and starter cable ends | 1 | 8G548 |



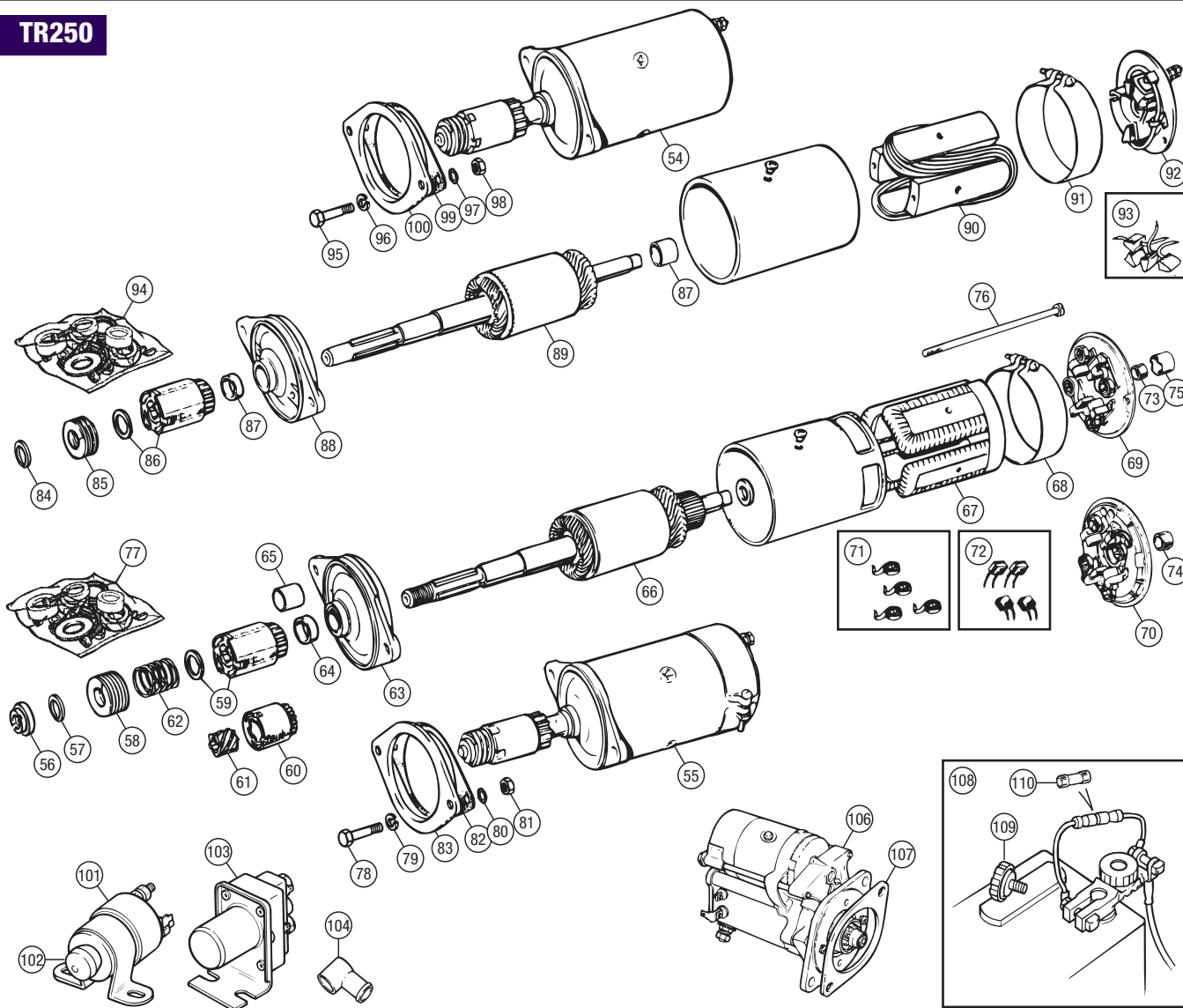
UPGRADED
STARTER
MOTOR -
GEU9405UR

TR5

TR5-250



TR250



ELECTRICAL - STARTER - 6 Cylinder - TR5-250

No.	DESCRIPTION	QTY REQ.	PART No.
-----	-------------	----------	----------

TR2-TR4A

For uprated ignition please see the 'Electrical - Uprated Ignition' section.

Distributors

LUCAS DM2P4 DISTRIBUTORS

1	DISTRIBUTOR ASS'Y;		
	TR2 to TS 8212; 83mm bore engine (Lucas no. 40403)		
	new	1	201871
	reconditioned, exchange	1	201871R
	TR2 from TS8213, TR3, TR3A with screw-on L.T. lead;		
	83 mm bore engine (Lucas no. 40480)		
	new	1	203108
	reconditioned, exchange	1	203108R
	TR3A with Lucas L.T. lead; 83 mm bore engine		
	(Lucas no. 40698)		
	new	1	206751
	reconditioned, exchange	1	206751R
	TR3A, TR4 to CT17953; 86 mm bore engine		
	(Lucas no. 40735)		
	new	1	208095
	reconditioned, exchange	1	208095R

LUCAS 25D4 DISTRIBUTORS

1	DISTRIBUTOR ASS'Y;		
	TR4, TR4A; 83mm bore engines.		
	Can be used on TR2, TR3, TR3A. (Lucas no. 40783 or 40850)		
	new	1	208643
	reconditioned, exchange,	1	208643R
	TR4 from CT17954, TR4A; 86mm bore engines.		
	Can be used on TR2, TR3, TR3A. (Lucas no. 40795)		
	new	1	208972
	reconditioned, exchange	1	208972R
	TR4A; 86 mm bore engine, USA only. (Lucas no. 40777)		
	new	1	214805
	reconditioned, exchange	1	214805R
	TR4, TR4A; 86 mm bore low compression engine.		
	(Lucas no. 40842)		
	new	1	209092
	reconditioned, exchange	1	209092R

2	ROTOR ARM ASSEMBLY;		
	black	1	GRA101
	red (as original)	1	GRA101RED
3	CONTACT SET, 'points';		
	standard	1	501466
	For Lucas distributor no. 40403.		
	standard	1	GCS101
	Except Lucas distributor no. 40403.		
	competition	1	GCS111
	Except Lucas distributor no. 40403.		
4	LOW TENSION WIRE AND INSULATOR BLOCK;		
	for Lucas distributor nos. 40403, 40480,		
	40698, 40735; screw terminal	1	502283
	for Lucas distributor nos. 40403, 40480,		
	40698, 40735; Lucas terminal	1	510632
	for Lucas distributor nos. 40777, 40783,		
	40795, 40842, 40850; Lucas terminal	1	600329A
	alternative; Lucas terminal.	1	37H2981
5	CONDENSER AND LEAD ASSEMBLY	1	GSC111
6	DISTRIBUTOR CAP, side entry.		
	for screw-in cable	1	GDC114
7	DISTRIBUTOR CAP, top entry.		
	for push-in cable	1	GDC103
8	CARBON BRUSH AND SPRING	1	262703A
	Included in cap.		
9	BASE PLATE	1	503684
	Except Lucas distributor no. 40403.		
10	SCREW, for points	1	511842
11	SCREW, for condenser	1	GSC1001S
12	ADVANCE/RETARD SPRING KIT	1	RW3103
	Contains selection of 5 springs.		
13	VACUUM UNIT;		
	for Lucas distributor no. 40403	1	502346
	for Lucas distributor no. 40480	1	503697
14	VACUUM UNIT;		
	for Lucas distributor nos. 40735,		
	40777, 40795	1	510890
	for Lucas distributor nos. 40698,		
	40783, 40842, 40850	1	517251
15	BUSH, supporting shaft	1	606895
16	DRIVING DOG	1	513679A
17	PIN, driving dog retaining	1	57992
18	SUNDRIES KIT	1	245015
19	SEAL, distributor to engine	1	NKC101A
	If required.		
20	CLAMP PLATE	1	3H2138

No.	DESCRIPTION	QTY REQ.	PART No.
-----	-------------	----------	----------

Vacuum Pipes

21	VACUUM PIPE, two female nuts	1	201875
	H4 carburetters.		
22	ADAPTOR, pipe to carburetter	1	AUC4490
	H4 carburetters.		
23	VACUUM PIPE, one female nut,	1	509167
	one male nut		
	H6 carburetters.		
24	VACUUM PIPE, one male nut,	1	305997
	one push fitting		
	H6 carburetters.		
25	VACUUM PIPE, two push fittings	1	307724
	Stromberg and HS6 carburetters.		
26	NYLON VACUUM PIPE, per metre	1	37H4229M
	Alternative.		
27	RUBBER COUPLING, straight	A/R	12B2095
	Stromberg carburetters.		
28	RUBBER COUPLING, right angled	1	128262
	HS6 carburetters.		
29	NYLON COUPLING, right angled	1	512328
	Stromberg carburetters.		
30	OLIVE	A/R	6K649
31	NUT, female, distributor end	A/R	6K650
32	NUT, male, carburetter end	A/R	2A459

The vacuum pipes listed here are replacement items originally from other applications. They differ from the TR originals in that they are both fitted with vapour traps.

33	VACUUM PIPE, one female nut,	1	1H919
	one male nut, replacement		
	H4, H6 carburetters.		
34	VACUUM PIPE, one female nut,	1	12H733
	one push fitting, replacement		
	Stromberg and HS6 carburetters.		



Ignition Lead Sets

35	H.T. CABLE SET & DISTRIBUTOR CAP,		
	side entry (includes 36, 37)	1	RW3104
36	DISTRIBUTOR CAP, side entry	1	GDC114
	For screw-in cables.		
37	HIGH TENSION CABLE SET, side entry,		
	screw-in cables	1	HMP221001
38	H.T. CABLE SET & DISTRIBUTOR CAP,		
	top entry (includes 39, 40)	1	RW3105
39	DISTRIBUTOR CAP, top entry	1	GDC103
	For push-in cables.		
40	HIGH TENSION CABLE SET, top entry	1	RF4099
	Push-in cables.		

Ignition Leads

41	HIGH TENSION CABLE, copper;		
	Sold per metre; 2 metres required.		
	black PVC with stripe	A/R	AAA5981M
	black and yellow PVC	A/R	RW3106
42	SPARK PLUG CAP, suppressed		
	60 degree angle	A/R	NYB5
43	SPARK PLUG CAP, suppressed		
	90 degree angle	A/R	NLB5
44	SPARK PLUG CAP, suppressed		
	Straight	A/R	NSB5
45	ACORN NUT, coil connection	1	105036
	For screw-in coil.		
46	SPLIT WASHER, coil	1	214279A
	For screw-in coil.		
47	COVER, acorn nut	1	LUCYB306
	For screw-in coil.		
48	END KIT, coil lead	1	GCL1110
	For push-in coil; includes 49, 50.		
49	COVER, coil lead end	1	12G1040
	For push-in coil.		
50	TERMINAL, coil lead end	1	12G1476
	For push-in coil.		
51	LABEL SET, H.T. leads	1	CRST255
52	TIE, H.T. leads	1	240431A
53	LOW TENSION WIRE ASSEMBLY		
	for screw-on terminals	1	509347
54	LOW TENSION WIRE ASSEMBLY		
	for Lucas terminals	1	125957

No.	DESCRIPTION	QTY REQ.	PART No.
-----	-------------	----------	----------



Ignition Coils

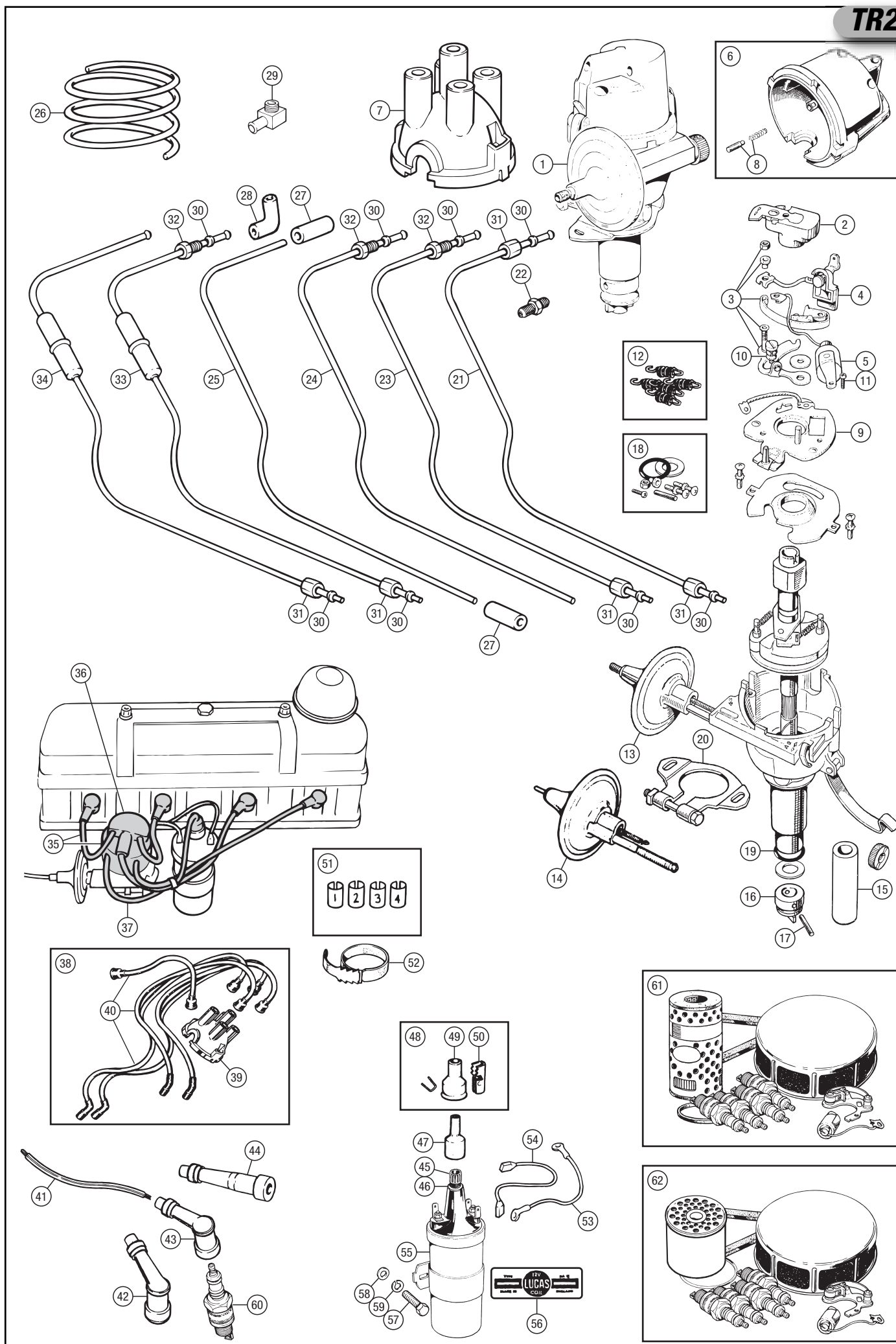
55	COIL;		
	screw-in H.T. cable	1	GCL110B
	Accepts screw-on or Lucas low tension wire.		
	push-in H.T. cable	1	GCL110
	Accepts Lucas low tension wire.		
	push-in H.T. cable	1	GCL110LUCAS
	Genuine Lucas item.		
	sports, push-in H.T. cable	1	GCL110HP
	Accepts Lucas low tension wire.		
56	DECAL, 'Lucas', for coil	1	CRST156
57	SCREW, coil to cylinder block	2	SH504051
58	WASHER, plain	2	WM57
59	WASHER, locking	2	GHF331

Spark Plugs

60	SPARK PLUG;		
	original specification	4	GSP4366
	high performance	4	GSP4366HP
	Alternative.		

Service Kits

61	SERVICE KIT, includes contact set, plugs, condenser,		
	oil filter, air filters and fan belt		
	TR2 to TS8212, with H4 carbs and standard		
	(canister type) oil filter	1	RW3107
62	SERVICE KIT, includes contact set, plugs, condenser,		
	oil filter, air filters and fan belt;		
	TR2 to TS8212, with H4 carbs and spin-on		
	oil filter conversion	1	RW3108
	TR2 from TS8213, with H4 carbs and		
	standard (canister type) oil filter	1	RW3213
	TR2 from TS8213, with H4 carbs and		
	spin-on oil filter conversion	1	RW3214
	TR3, TR3A, TR4, with H6 carbs,		
	open circuit breathing and standard		
	(canister type) oil filter	1	RW3109
	TR3, TR3A, TR4, with H6 carbs,		
	open circuit breathing and spin-on		
	oil filter conversion	1	RW3110
	TR4 with closed circuit breathing through		
	separate round air cleaners and standard		
	(canister type) oil filter	1	RF4148
	TR4 with closed circuit breathing through		
	separate round air cleaner and		
	spin-on oil filter conversion	1	RF4149
	TR4 with closed circuit breathing through		
	air box, TR4A, with standard		
	(canister type) oil filter	1	RF4150
	TR4 with closed circuit breathing through		
	air box, TR4A, with spin-on oil		
	filter conversion.	1	RF4151



TR5-250

For uprated ignition please see the 'Electrical - Uprated Ignition' section.

Distributor

LUCAS TYPE 22D6

1	DISTRIBUTOR ASS'Y;		
	TR5 (Lucas no. 41219)		
	new	1	214459
	reconditioned, exchange	1	214459R
	TR250 (Lucas no. 41202A/B)		
	reconditioned, exchange	1	308460R
<i>Distributors are available on a one for one reconditioned exchange basis. If you have any queries as to the distributor you have fitted, or should have fitted, please contact us for help. Carburettor specification distributors as fitted to the Triumph TR250 are curious in the fact that they have both a vacuum retard and advance unit fitted. These distributors are otherwise externally similar to the TR5 item. The internal mechanical advance specification is far from similar between the TR5 and TR250 distributors. It is not beyond specialist capabilities to convert the advance curve of the TR250 mechanism to match the TR5.</i>			
2	CAP, distributor	1	GDC115
3	BRUSH AND SPRING, high tension	1	262703A
4	ROTOR ARM ASSEMBLY;		
	black	1	GRA102
	red (as original)	1	GRA102RED
5	CONTACT SET ('points');		
	standard	1	GCS101
	fast road/competition	1	GCS111
6	SCREW, for points	1	GCS1001S
7	CONDENSER ASSEMBLY	1	GSC111
8	SCREW, for condenser	1	GSC1001S
9	LOW TENSION LEAD & INSULATOR		
	BLOCK	1	600329A
10	EARTH LEAD	1	503690
11	BASE PLATE SCREW KIT	1	GCS1001FK
<i>Includes screws and washers for base plate, points and condenser.</i>			
12	BASE PLATE, contact breaker;		
	TR5, TR250	1	503684
	fitted to dist. nos. 41219, 41202A		
	alternative for TR250	1	520152
	fitted to dist. no. 41202B		
13	BEARING PLATE, contact breaker	1	511010
14	FELT PAD, cam spindle lubrication	1	511851
15	CAM;		
	TR5 - fitted to dist. no. 41219	1	517424
	TR250 - fitted to dist. no. 41202	1	517176
16	SPRING SET, auto advance;		
	TR5 - fitted to dist. no. 41219	1	LU54413186
	TR250 - fitted to dist. no. 41202	1	513861
	Selective fitment kit	1	517833
17	WEIGHT, automatic advance;		
	TR5 - fitted to dist. no. 41219	2	LU54413922
	TR250 - fitted to dist. no. 41202	2	517177
18	PLATE, SHAFT & ACTION;		
	TR5	1	LU54415784
	TR250	1	515862
19	ADJUSTER, micrometer - TR5	1	517426
20	VACUUM ADVANCE UNIT - TR250	1	515859
21	VACUUM RETARD UNIT - TR250	1	517178
22	SPRING, micrometer adjustment	1	511014
23	NUT, knurled, micrometer adjustment	1	511013
24	TACHOMETER DRIVING KIT	1	520940
25	GEAR, tachometer driving	1	515864
26	GASKET	1	515866
27	BUSH, tacho drive gear	1	511859
28	'O' RING, sealing distributor to engine	1	NKC101A
29	DOG, driving distributor	1	513679
30	PIN, roll, drive dog to shaft	1	57992
31	BUSH, distributor shaft	1	606895
<i>Cut to fit.</i>			
32	SUNDRY PARTS KIT	1	245015
33	CLAMPING PLATE ASSEMBLY;		
	TR5	1	508534
	TR250	1	59766
34	BOLT, distributor clamping	1	519935
35	NUT	1	CN6
36	SCREW, distributor to pedestal - TR5	1	SH605051
37	WASHER, locking - TR5	1	GHF332
38	SHIELD, suppression - TR5	1	149992

Vacuum Pipes

TR250

39	PIPE ASSEMBLY,		
	manifold to rear carburettor	1	149312
40	BANJO CONNECTOR, manifold	1	149362
41	PIPE ASSEMBLY, manifold to front carburettor		
	and vacuum valve	1	149311
42	CONNECTOR, angled	2	149381
43	CONNECTOR, elbow	4	128262
44	VACUUM PIPE, retard	1	151100
45	VACUUM PIPE, advance	1	305452
46	CLIP, vacuum pipe to fuel pipe	1	138892
47	CONNECTOR, elbow	1	149380
48	VALVE, vacuum control	1	148400
49	SCREW, valve attaching	2	HU503
50	WASHER, plain	2	WP5
51	WASHER, locking	2	WL105001
52	NUT	2	HN2005

GHT142

H.T. CABLE SETS

GHT142S

GHT142P

Ignition Leads

53	LOW TENSION LEAD, coil to distributor,		
	2 female Lucar end terminals - TR5	1	125957
54	HIGH TENSION CABLE SET;		
	green with straight connectors		
	into cap	1	GHT142
	silicone (Alternative);		
	high performance	1	GHT142S
	Lumenition performance	1	GHT142P



SPORTS COIL - GCL110HP

Ignition Coils

55	IGNITION COIL;		
	12 volt	1	GCL110
	12 volt, genuine Lucas item	1	GCL110LUCAS
	sports, 12 volt	1	GCL110HP
56	DECAL, 'Lucas', for coil	1	CRST156
57	SCREW, coil to cylinder block	2	SH605041
58	WASHER, locking	2	GHF332
59	WASHER, plain	2	GHF301



SPARK PLUGS

GSP4362

GSP6462

Spark Plugs

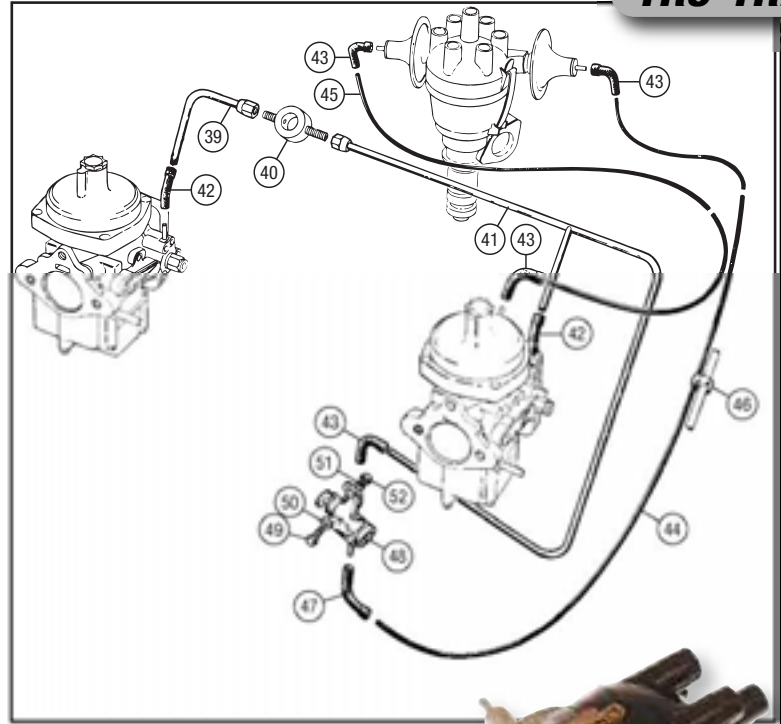
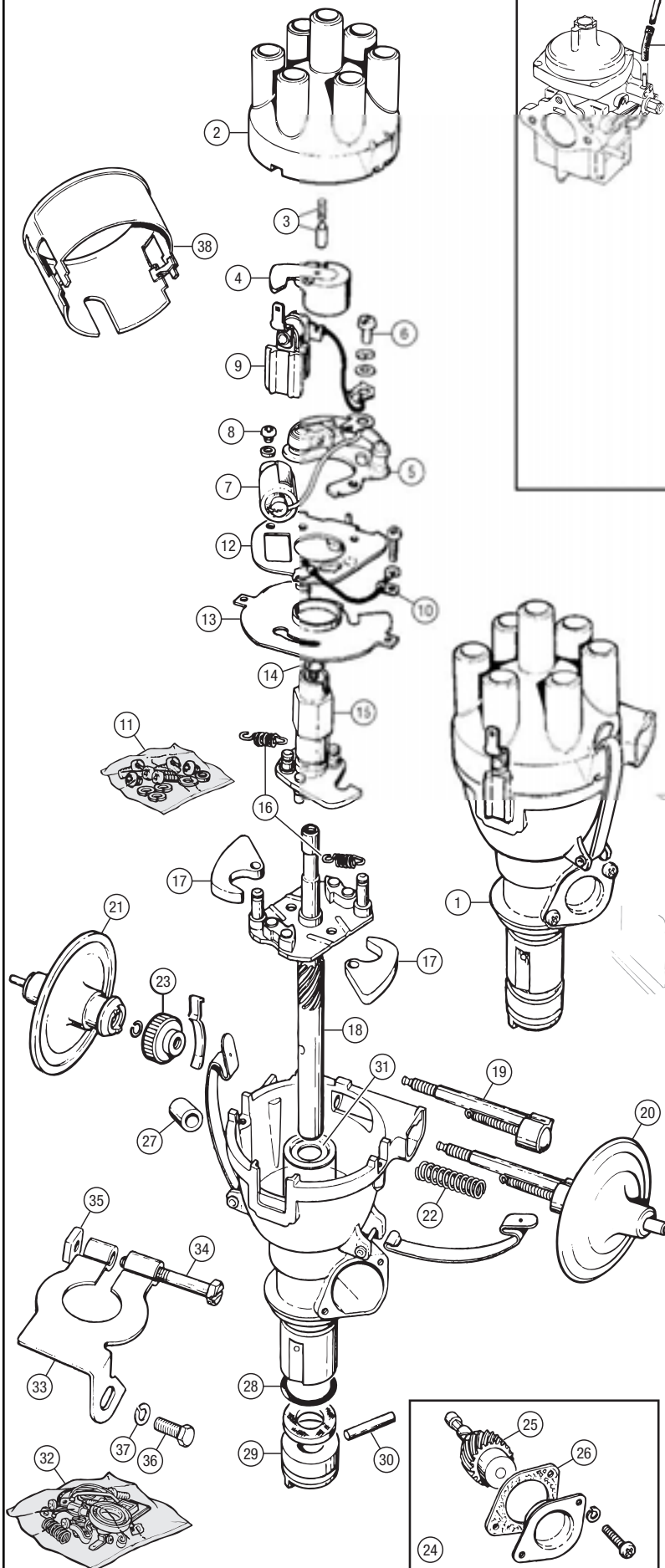
60	SPARK PLUG;		
	original spec	6	GSP4362
	high performance	6	GSP6462

Service Kits

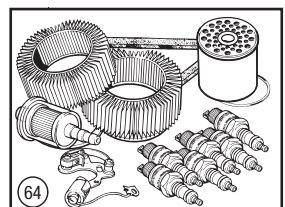
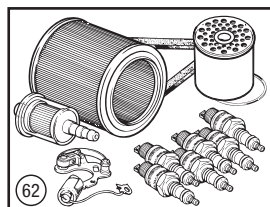
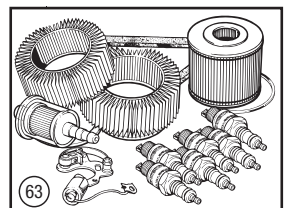
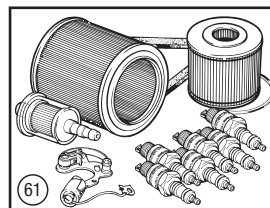
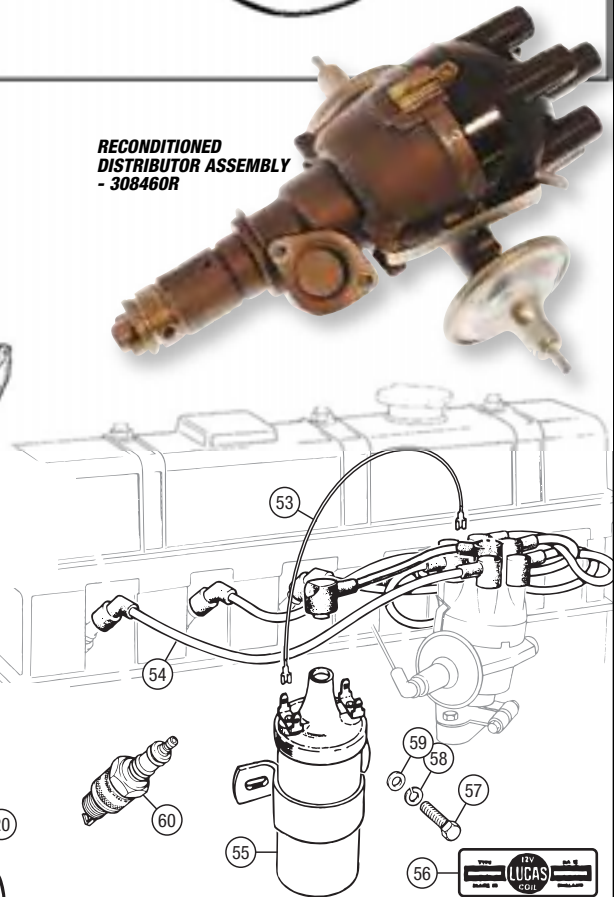
61	SERVICE KIT,		
	TR5 with standard oil filter	1	RR1019
	includes contact set, plugs, condenser, oil filter (canister type),		
	air filter, fuel filter and fan belt.		
62	SERVICE KIT,		
	TR5 with spin-on oil filter conversion	1	RR1233
	includes contact set, plugs, condenser, oil filter (spin-on type),		
	air filter, fuel filter and fan belt		
63	SERVICE KIT,		
	TR250 with standard oil filter	1	RR1293
	includes contact set, plugs, condenser, oil filter (canister type),		
	air filter, fuel filter and fan belt.		
64	SERVICE KIT,		
	TR250 with spin-on oil filter conversion	1	RR1295
	includes contact set, plugs, condenser, oil filter (spin-on type),		
	air filter, fuel filter and fan belt.		



SERVICE KIT - RR1019



RECONDITIONED
DISTRIBUTOR ASSEMBLY
- 308460R



ALL MODELS

ELECTRICAL - UPDATED IGNITION - ALL MODELS



UPGRADED CONTACT SET - GCS111

Upgraded Contact Set

Fitted with an uprated 32oz. spring, this contact set is most suitable for fast road or competition use. It will fit all 4 or 6 cylinder distributors covered by this catalogue, with the exception of the original early TR2 distributor (Lucas no. 40403).

- | | | | |
|---|---|---|-----------------|
| 1 | CONTACT SET ('points'), fast road/competition | 1 | GCS111 |
| 2 | SCREW, for points; 4 cylinder models | 1 | 511842 |
| | 6 cylinder models | 1 | GCS1001S |

Spark Plugs

Spark Plugs should be replaced at regular service intervals. Our high performance spark plugs are of a high quality, giving good performance over a wide operating temperature range, a strong spark and long life.

- | | | | |
|---|--|---|------------------|
| 8 | SPARK PLUG, high performance TR2, TR3, TR3A, TR4, TR4A | 4 | GSP4366HP |
| 9 | SPARK PLUG, high performance TR5, TR250 | 6 | GSP6462 |

Silicone High Tension Lead Set

Changing High Tension Leads is often overlooked during routine servicing. The core of an H.T. Lead can break down after prolonged use, leading to less than satisfactory performance. Changing the H.T. leads will ensure the spark plugs are receiving the maximum energy possible, providing that the rest of the ignition system is in good condition, creating the strongest spark.

We stock standard lead sets as listed in the previous section or Silicone High Performance Leads listed here. The Silicone Leads transmit greater energy to the spark plugs creating a stronger spark. Also, the silicone insulation is able to withstand higher temperatures and damp ingress, improving reliability. These leads are recommended for any application.



HT LEAD SET & DISTRIBUTOR CAP, WITH SILICONE LEADS - RW3105


TR2, TR3, TR3A, TR4, TR4A

- | | | | |
|---|--|---|----------------|
| 3 | HT LEAD SET & DISTRIBUTOR CAP, with silicone leads | 1 | RW3105 |
| 4 | SILICONE HIGH TENSION LEAD SET | 1 | RF4099S |
| 5 | DISTRIBUTOR CAP, for push-in HT leads | 1 | GDC103 |

Fitment of a silicone lead set to your 4 cylinder TR will require changing the distributor cap from the screw-in lead type to the later push-in lead cap (assuming you haven't done so already). The coil will have to change, too, for the same reason - why not fit a GCL110HP sports coil while you're at it?

TR5, TR250

- | | | | |
|---|--|---|----------------|
| 6 | SILICONE HIGH TENSION LEAD SET; high performance | 1 | GHT142S |
| | Lumenition performance | 1 | GHT142P |



LUMENITION PERFORMANCE HT LEAD SET - GHT142P

Lumenition Optronic Ignition Systems

Lumenition Optronic Ignition Kits are well known as being among the finest after-market electronic ignition systems available. Installation requires a distributor adaptor kit, comprising a chopper and hardware, and a power module with optical switch: the optical switch and chopper fit into the distributor replacing points and condenser, the power module is an electronic device which receives a pulse from the optical trigger and switches the coil. The optical trigger eliminates contact bounce, arcing mechanical wear and spark splatter, reducing maintenance and increasing reliability. With minimal wiring and modifications this kit is very discreet. The performance kit includes the coil and power module. Please check your distributor type before ordering, as a non-original distributor may be already fitted.

- | | | | |
|----|---|---|----------------|
| 10 | LUMENITION OPTRONIC ELECTRONIC IGNITION KIT; See also 'Mega Spark Sports Coil'. | | |
| | TR2, TR3, TR4 (DM2P4) | 1 | RW3223 |
| | TR3A, TR4, TR4A (25D4) | 1 | RR1113 |
| | TR5, TR250 (22D) | 1 | RR1113 |
| 11 | LUMENITION PERFORMANCE OPTRONIC ELECTRONIC IGNITION KIT; Includes coil, power module & fitting kit. | | |
| | TR3A, TR4, TR4A (25D4) | 1 | RR1113P |
| | TR5, TR250 (22D) | 1 | RR1113P |
| - | MOUNTING BRACKET, power module | 1 | MK006 |

Lumenition Magnetric Ignition Systems

Designed as a budget electronic conversion for owners requiring the original look. All parts are neatly contained within the distributor unit. The system utilises the proven 'Hall Effect' magnetic pick-up and a unique triggering device. There are no touching or wearing components, ensuring timing will remain accurate once installed. Fits TR4A, TR5 and TR250 models, plus earlier TR2-4 types if the DM2P4 distributor is replaced with a 25D4 distributor. See also Mega Spark 3 Sports Coil.



OPTRONIC IGNITION SYSTEM - RR1113



OPTRONIC IGNITION SYSTEM - RW3223



PERFORMANCE OPTRONIC IGNITION SYSTEM - RR1113P



MAGNETRIC IGNITION SYSTEM - RF4138

- | | | | |
|----|--|---|---------------|
| 12 | MAGNETRIC IGNITION KIT; See also Mega Spark 3 Sports Coil. | | |
| | TR4A | 1 | RF4138 |
| | TR5, TR250 | 1 | RR1432 |

Sports Coils

If you want improved ignition performance, the sports coil is for you. 40,000 volt output gives more reliable starting power, and greater performance at high rpm. The sports coil is suitable for all 4 cylinder and 6 cylinder TRs covered by this catalogue. The Lumenition coils are designed for use with the appropriate electronic ignition system.

- | | | | |
|---|---------------------------------------|---|-----------------|
| 7 | IGNITION COIL; sports, 12 volt | 1 | GCL110HP |
| | Lumenition optronic megaspark | 1 | GCL132MS |
| | Lumenition magnetric megaspark 3 coil | 1 | MS3 |



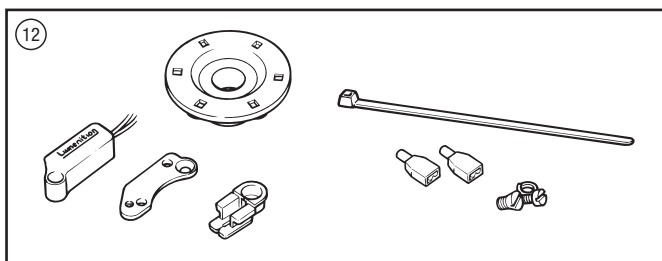
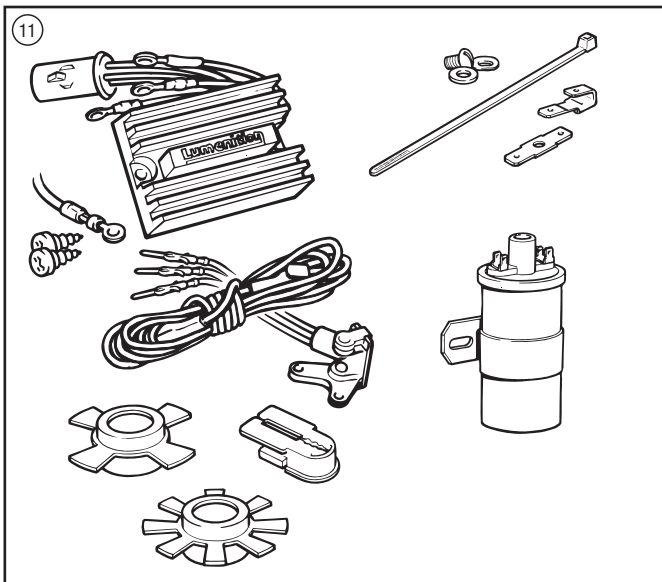
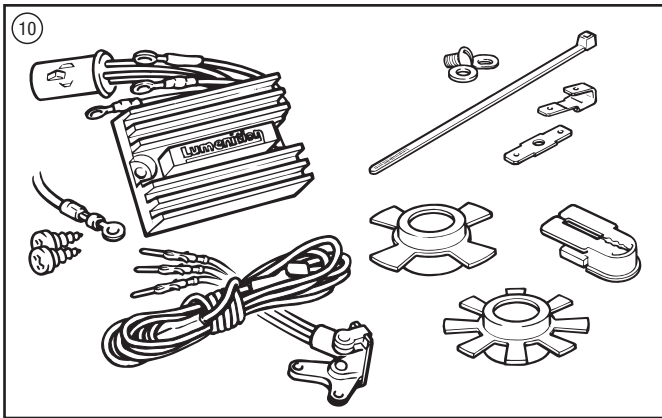
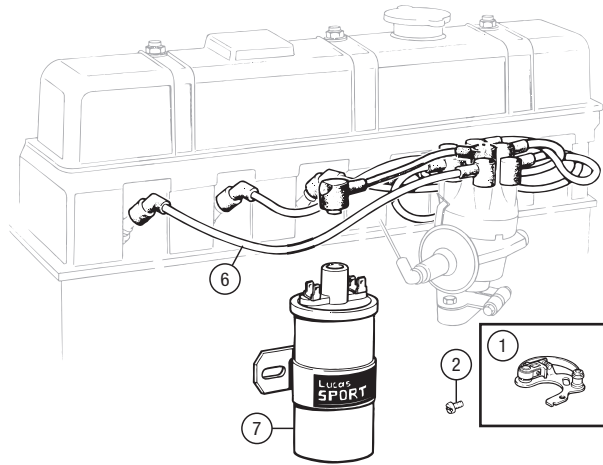

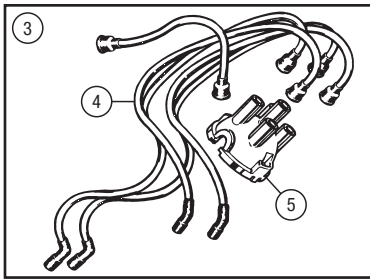
12 VOLT SPORTS IGNITION COIL - GCL110HP



LUMENITION OPTRONIC MEGASPARK IGNITION COIL - GCL132MS



LUMENITION MAGNETRIC MEGASPARK 3 IGNITION COIL - MS3



ALL MODELS**Wiper Motors****SINGLE SPEED WIPER MOTOR****TR2, TR3 to TS12567**

1	WIPER MOTOR ASS'Y, CRT type, reconditioned, exchange	1	501684R
2	MOTOR	1	501684RMOTOR
3	CARBON BRUSH SET	1	508170
4	MOUNTING KIT <i>Includes studs, nuts, washers, ferrules and pad.</i>	1	501684FK

SINGLE SPEED WIPER MOTOR**TR3 from TS12568, TR3A, TR4 to CT7783 (RHD) and to CT30 (LHD)**

5	WIPER MOTOR ASS'Y, DR2 type, reconditioned, exchange	1	505124R
6	ARMATURE	1	17H5255
	BRUSH GEAR ASSEMBLY <i>Includes brushes, brush holders, spring insulators and spring.</i>	1	508169
7	CARBON BRUSH SET	1	508170
8	GEAR & SHAFT	1	520939
9	CONNECTING LINK	1	503601
10	MOUNTING BOBBIN ASS'Y <i>Includes stud, nut, washers and grommet.</i>	3	17H5431
	MOUNTING GROMMET ONLY	3	17H5431X

**MOUNTING BOBBIN ASSEMBLY - 17H5431****SINGLE SPEED WIPER MOTOR****TR4 from CT7784 (RHD) and from CT31 (LHD)**

11	WIPER MOTOR ASS'Y, DR3A type; new exchange	1	GXE7714
	reconditioned, exchange	1	GXE7714R
12	ARMATURE	1	511003
	BRUSH GEAR ASSEMBLY <i>Includes brushes, brush holders, spring insulators and spring.</i>	1	508169
13	CARBON BRUSH SET	1	508170
14	GEAR & SHAFT	1	511078
15	CONNECTING LINK	1	511096
16	MOUNTING BOBBIN ASS'Y <i>Includes stud, nut, washers and grommet.</i>	3	17H5431
	MOUNTING GROMMET ONLY	3	17H5431X

TWO SPEED WIPER MOTOR**Optional Equipment for TR3 from TS12568, TR3A, TR4****Standard Equipment for TR4A, TR5, TR250**

17	WIPER MOTOR ASS'Y, DR3 type, reconditioned, exchange	1	514821R
18	ARMATURE	1	511003
	BRUSH GEAR ASSEMBLY <i>Includes brushes, brush holders, spring insulators and spring.</i>	1	508169
19	CARBON BRUSH SET	1	508170
20	GEAR & SHAFT	1	511078
21	CONNECTING LINK	1	511096
22	MOUNTING BOBBIN ASS'Y <i>Includes stud, nut, washers and grommet.</i>	3	17H5431
	MOUNTING GROMMET ONLY	3	17H5431X

**WHEELBOX - 37H6316****Wiper Racks & Wheelboxes****TR2, TR3 to TS12567**

23	RACK, wheel box driving <i>Cut to length. Lengths required: TR2 to TS996, use 31 15/16"; TR2 from TS997, TR3 to TS12567, use 34 15/16".</i>	1	501730
24	RACK TUBING, motor to wheelbox	1	502254
25	RACK TUBING, between wheelboxes	1	502255
26	GROMMET, rack tube in bulkhead	1	RFN305
27	WHEELBOX	2	502005
28	NUT, 6 sided	2	502005NT
29	CHROME BEZEL	2	502005CB

TR3 from TS12568, TR3A

30	RACK, wheel box driving <i>Cut to 38 29/32" long.</i>	1	RTC202A
31	RACK TUBING, motor to wheelbox	1	114483
32	RACK TUBING, between wheelboxes	1	203473
33	RACK TUBING, outer end	1	575047A
34	FERRULE, rack outer tube to motor	1	503951
35	GROMMET, rack tube in bulkhead	1	C5574A
36	WHEELBOX	2	37H6316
37	NUT, 6 sided	2	RF4100
38	BEZEL KIT	2	37H6316FK
39	CHROME BEZEL	2	ADB826
40	RUBBER SPACER	2	AHH5414
41	RUBBER GASKET	2	ADC560X
	RACK TUBING AND NUT <i>Cut to length and flare ends.</i>	A/R	AAU1909A

TR4, TR4A, TR5, TR250

42	RACK, wheel box driving <i>Cut to 28 11/32" long.</i>	1	RTC202A
43	RACK TUBING, motor to wheelbox	1	625614
44	RACK TUBING, between wheelboxes	1	131151
45	RACK TUBING, outer end	1	575047A
46	FERRULE, rack outer tube to motor	1	503951
47	GROMMET, rack tube in bulkhead	1	600395
48	WHEELBOX	2	37H6316
49	NUT, 6 sided	2	RF4100
50	JET & BUSH KIT, pair	1	519919
51	BUSHES ONLY, pair	1	511070-1
52	JET ONLY	2	112740
	RACK TUBING AND NUT <i>Cut to length and flare ends.</i>	A/R	AAU1909A

**BUSHES - 511070-1****Wiper Arms & Blades****TR2, TR3, TR3A**

53	WIPER ARM, collet fitting; TR2, TR3 to TS12567		
	RHD	2	107963
	LHD	2	107965

54	WIPER ARM, splined fitting; TR3 from TS12568, TR3A		
	RHD	2	114485
	LHD	2	114488

55	WIPER BLADE, chrome	2	114486
----	---------------------	---	--------

TR4, TR4A, TR5, TR250

56	WIPER ARM; RH, RHD, bright finish TR4, TR4A, TR5	1	131105
----	--	---	--------

	LH, LHD, bright finish TR4, TR4A	1	131108
--	-------------------------------------	---	--------

	LH, LHD, satin finish TR5, TR250	1	148574
--	-------------------------------------	---	--------

57	WIPER ARM; LH, RHD, bright finish TR4, TR4A, TR5	1	131106
----	--	---	--------

	RH, LHD, bright finish TR4, TR4A	1	131107
--	-------------------------------------	---	--------

	RH, LHD, satin finish TR5, TR250	1	148573
--	-------------------------------------	---	--------

58	WIPER BLADE; bright finish TR4, TR4A, TR5 RHD	2	GWB219
----	---	---	--------

	satin finish TR5 LHD, TR250	2	148572
--	--------------------------------	---	--------

	REFILL, wiper blade	2	GWR102
--	---------------------	---	--------

**2H4841****WIPER & WASHER SWITCHES****158452****Wiper & Washer Switches**

59	SWITCH, wiper motor TR2, TR3, TR3A	1	2H4841
----	---------------------------------------	---	--------

60	KNOB, wiper switch TR2, TR3, TR3A	1	106689
----	--------------------------------------	---	--------

61	SWITCH, wiper motor TR4 single speed	1	BHA4280
----	---	---	---------

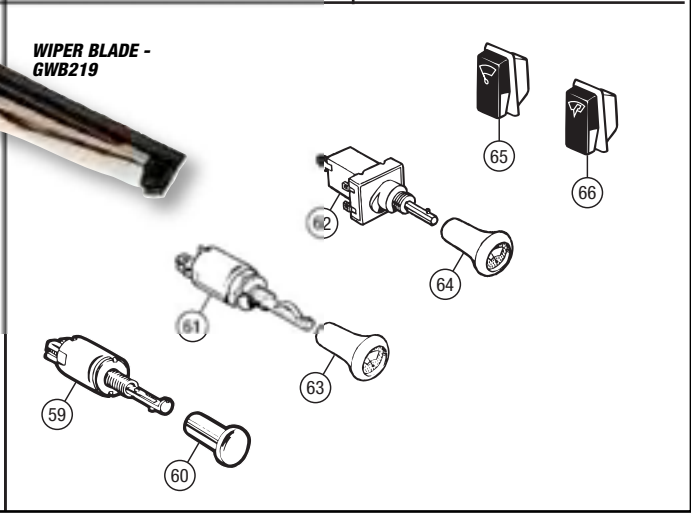
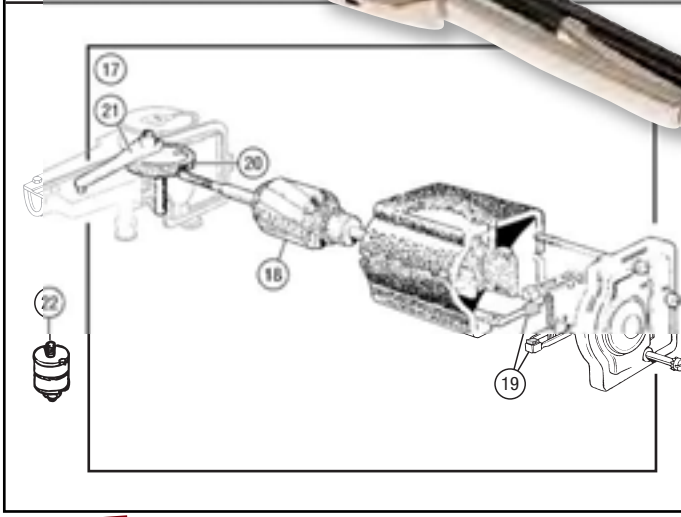
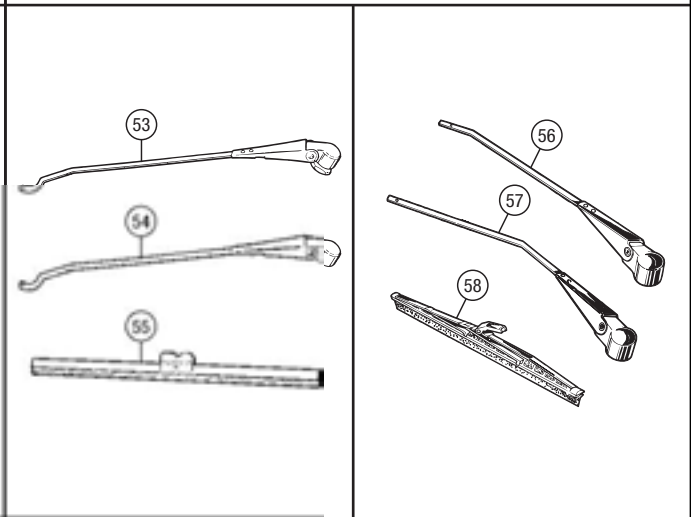
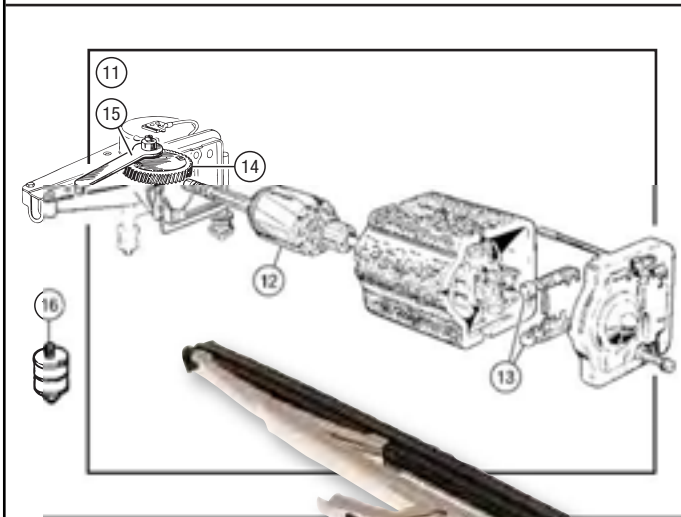
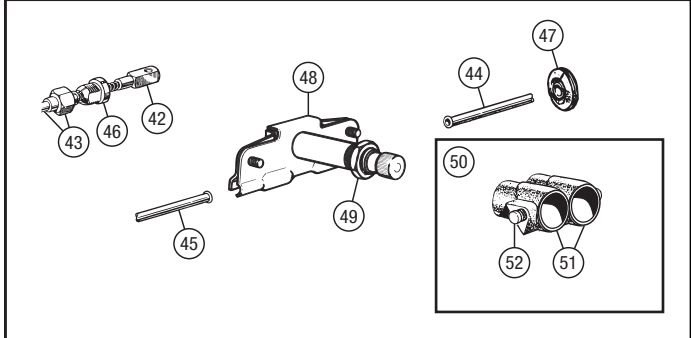
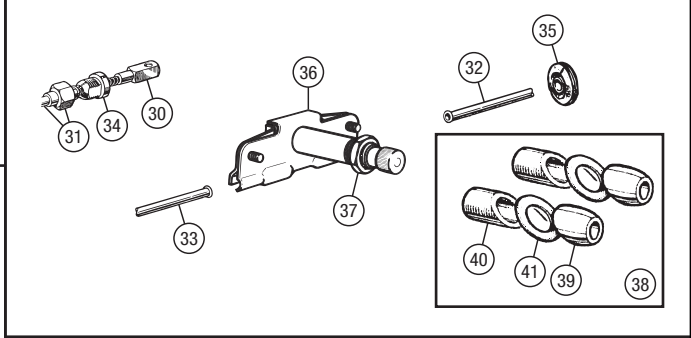
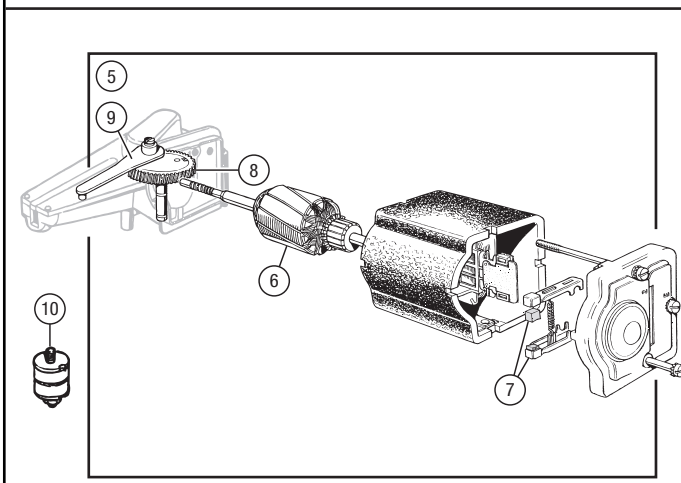
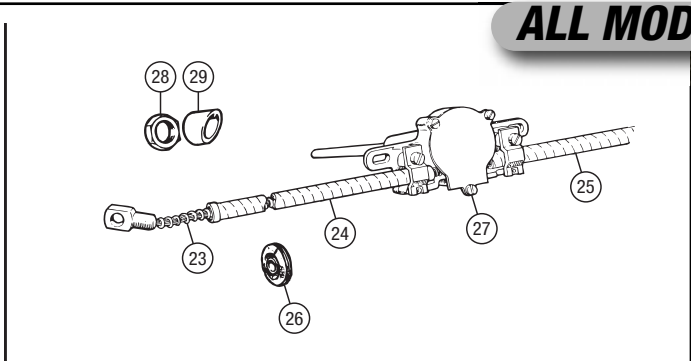
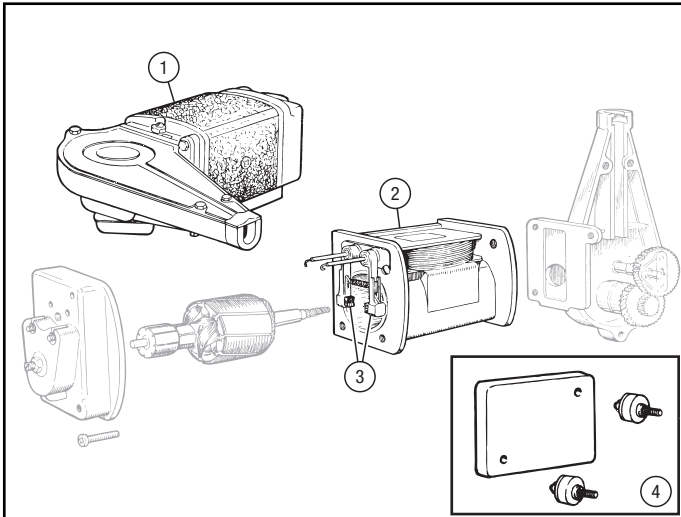
62	SWITCH, wiper motor TR4, TR4A two speed	1	BCA4294
----	--	---	---------

63	KNOB, wiper switch TR4 single speed	1	704875
----	--	---	--------

64	KNOB, wiper switch TR4, TR4A two speed	1	704887
----	---	---	--------

65	SWITCH, wiper motor TR5, TR250	1	148410
----	-----------------------------------	---	--------

66	SWITCH, screen washer TR5, TR250	1	158452
----	-------------------------------------	---	--------



**WIPER BLADE -
GWB219**

No.	DESCRIPTION	QTY REQ.	PART No.
-----	-------------	----------	----------

ALL MODELS

Windscreen Washers

TR2, TR3, TR3A, TR4, TR4A

MANUAL WINDSCREEN WASHERS

TR2, TR3, TR3A (optional), TR4, TR4A (standard)

1	WASHER BOTTLE ASSEMBLY, replacement <i>Includes cap, pipe.</i>	1	609172
2	NON-RETURN VALVE	1	GW506
3	DECAL, TUDOR	3	CRST124
4	BRACKET, painted stainless steel	1	13H232
		2	13H232SS
5	SCREW, bracket to inner wing	2	AB606051
6	SPIRE NUT	2	FC2803
7	PUMP, original assembly	1	609173
8	HOUSING	1	609526
9	BEZEL	1	609919
10	KNOB, original pump	1	609946
11	PUMP, replacement <i>Plunger type.</i>	1	GW102
12	JET, single outlet, chrome TR2, TR3, TR3A	2	RW3111
13	JET, single outlet, chrome, Lucas TR2, TR3, TR3A; alternative 2		GW802CHROME
14	JET, twin outlet, chrome, Lucas TR2, TR3, TR3A; alternative	2	GW801
15	JET & BUSH KIT, TR4, TR4A <i>Includes two upper and lower bushes and two jets.</i>	1	519919
16	BUSH ONLY, pair, TR4, TR4A	1	511070-1
17	JET ONLY, TR4, TR4A	2	112740
18	'T' PIECE	1	612601
19	TUBING, 'T' piece to jets <i>3mm internal diameter.</i>	A/R	GW201M
20	TUBING, bottle to pump and pump to 'T' piece <i>4mm internal diameter.</i>	A/R	GW202M
21	GROMMET, around tubing	A/R	61917

ELECTRIC WINDSCREEN WASHERS

TR2, TR3, TR3A, TR4, TR4A (optional)

22	WASHER JAR (GLASS), ELECTRIC PUMP AND BRACKET ASSEMBLY <i>Wiring, tubing, jets and switch not included.</i>	1	RF4095
23	JAR, glass	1	553757
24	PLUG, filler aperture	1	503786
25	BRACKET, jar	1	553758
26	DECAL, LUCAS SCREENJET	1	CRST169

Windscreen Washer Kit

TR2, TR3, TR3A, TR4, TR4A

REPLACEMENT KIT

27	SCREEN WASHER COMPLETE KIT <i>Includes bottle and bracket, jet, plunger pump (manual) and tubing.</i>	1	RF4096
----	--	---	--------

SCREEN WASHER
COMPLETE KIT -
RF4096



Windscreen Washers

TR5, TR250

WASHER BOTTLE; TR5, TR250 Original Fitment

28	WASHER BOTTLE, PUMP, LID & BRACKET ASS'Y, oval bottle	1	211710
29	PUMP MOTOR & LID ASSEMBLY	1	514208
30	PUMP MOTOR ONLY	1	514209
31	BRUSH SET	1	514210
32	ARMATURE	1	514211
33	PUMP & LID ASSEMBLY	1	514212
34	BOTTLE, oval	1	GW914
35	FILLER CAP	1	GW957
36	BRACKET & STRAP ASSEMBLY	1	514223A

WASHER BOTTLE; Original Style Replacement

The replacement washer bottle pump/lid & bracket assembly listed here is supplied with the motor exposed rather than encased as on the original assembly.

37	WASHER BOTTLE, PUMP, LID & BRACKET ASS'Y, oval bottle	1	TKC909
38	PUMP MOTOR & LID ASSEMBLY	1	GW111
39	MOTOR	1	GW125
40	TUBING, pump delivery, per metre	A/R	GW202M
41	NON-RETURN VALVE	1	GW506
42	BOTTLE, oval	1	GW914
43	FILLER CAP	1	GW957
44	BRACKET & STRAP ASSEMBLY	1	514223A

In case you should need to know, all original style washer bottle assemblies (i.e. including the later TR6 square variant) are interchangeable.

ORIGINAL STYLE
REPLACEMENT
WASHER BOTTLE
ASSEMBLY -
TKC909



WASHER BOTTLE; Aftermarket Replacement

45	WASHER BOTTLE, PUMP, LID & BRACKET ASS'Y, rectangular bottle	1	215822ALT
46	PUMP MOTOR ONLY	1	GW125
47	TUBING, pump delivery, per metre	A/R	GW202M
	NON-RETURN VALVE	1	GW506
48	BOTTLE ONLY, rectangular	1	717104AB
49	BRACKET, for rectangular bottle	1	DRC1020



REPLACEMENT
WASHER BOTTLE
ASSEMBLY -
215822ALT

No.	DESCRIPTION	QTY REQ.	PART No.
-----	-------------	----------	----------

WASHER BOTTLE ATTACHMENTS; Original Style

50	FASTENER ASS'Y, 'Rawlnut' and screw 3 <i>Attaches washer bottle bracket to body. 'Rawlnuts' now come with a metric thread and so we supply them with a metric screw.</i>		566293
51	WASHER, plain	3	WP5

WASHER TUBING AND JETS

52	'T' PIECE & TUBING KIT, PVC <i>Includes items 53-56.</i>	1	RW3112
53	TUBING, pump to 'T' piece, PVC <i>Per metre.</i>	1	GW202M
54	'T' PIECE, between pump & nozzle	1	612601
55	TUBING, 'T' piece to jet, PVC <i>Per metre.</i>	1	GW201M
56	GROMMET, tubing into plenum	1	61917
57	JET & BUSH KIT <i>Includes two upper and lower bushes and two jets.</i>	1	519919
58	BUSH ONLY, pair	1	511070-1
59	JET ONLY	2	112740

WASHER SWITCH

60	SWITCH, windscreen washer	1	158452
----	---------------------------	---	--------



WASHER
SWITCH -
158452

GW802CHROME



GW801



WASHER JETS AND BUSHES

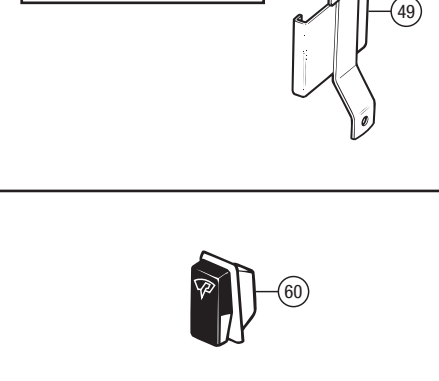
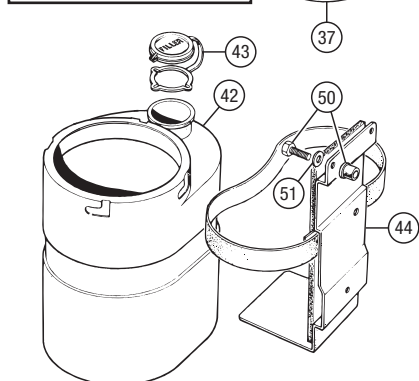
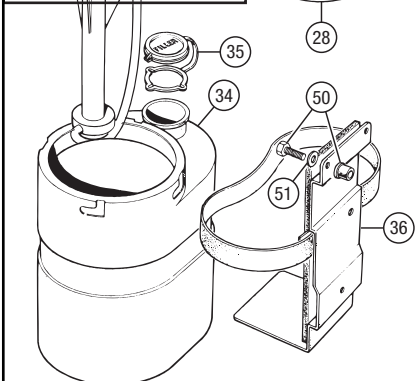
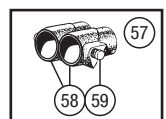
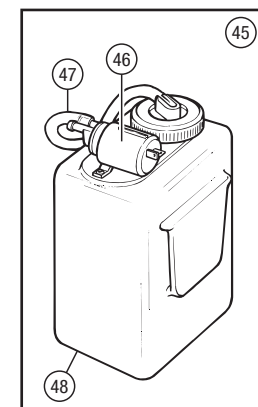
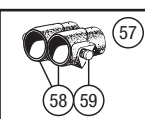
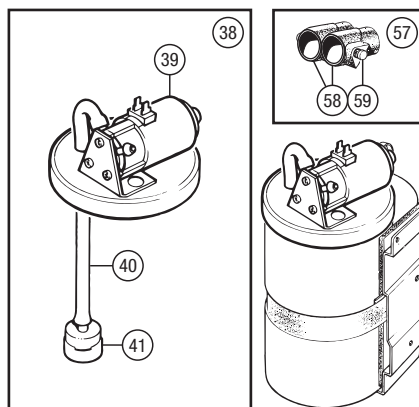
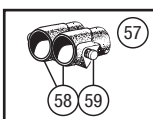
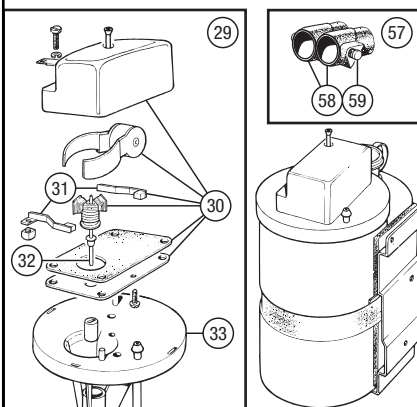
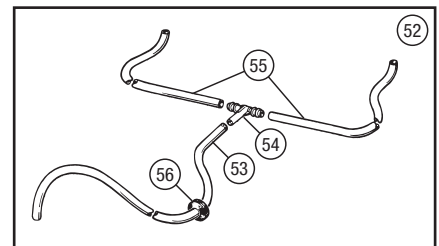
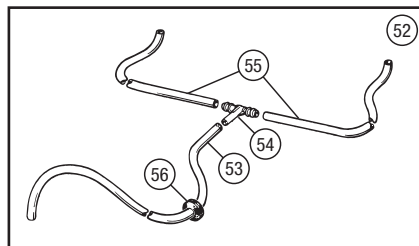
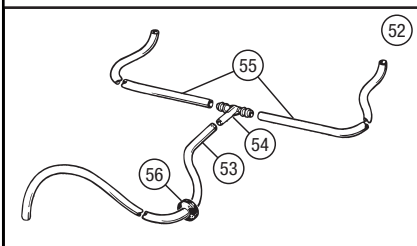
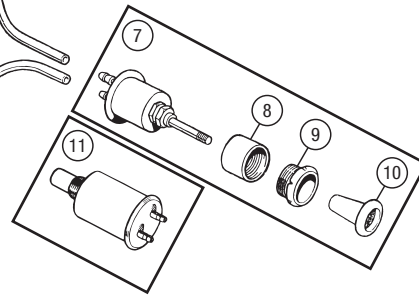
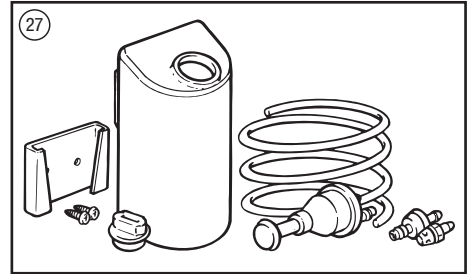
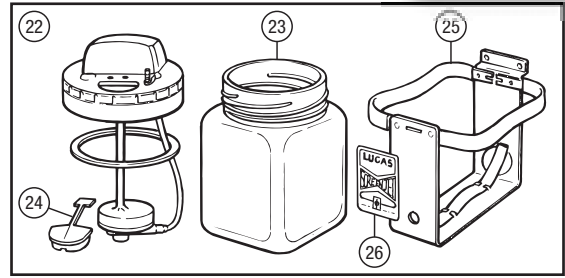
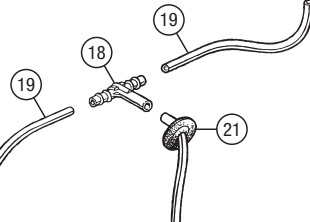

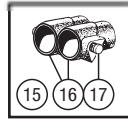



511070-1

112740



WASHER BOTTLE
ASSEMBLY - 609172



No.	DESCRIPTION	QTY REQ.	PART No.
-----	-------------	----------	----------

No.	DESCRIPTION	QTY REQ.	PART No.
-----	-------------	----------	----------

No.	DESCRIPTION	QTY REQ.	PART No.
-----	-------------	----------	----------

ALL MODELS

Headlamps

By general rule of thumb, RH steering TR2s, TR3s, TR3As and some TR4s were originally fitted with BPF (pre-focus) lamp units and bulbs; LH steering models used P45T units and bulbs. Later TR4s, TR4As and TR5s used sealed beam units for RH steering and a choice (depending on local regulations) of sealed beam or P45T units for LH steering. TR250s only ever used sealed beam units. If you wish to upgrade your headlamps to Tripod (for classic 60s style) or Halogen (for modern practicality and safety), they are listed separately after the original fitment lamps. Be sure when you upgrade that you have the correct harnesses and connectors...

Models up to and including early TR4s used headlamp mounting 'buckets' of the 3 adjuster type; subsequent cars used a different design set up with only 2 adjusters.

1	HEADLAMP ASS'Y;		
	RH steering		
	BPF	2	27H8495
	sealed beam	2	512223
	sealed beam with pilot lamp	2	BHM7199
	LH steering		
	sealed beam,	2	514579
	P45T type with clear bulb	2	512224
	P45T type with clear bulb, uprated	2	512224UPRATED
	P45T type with yellow bulb	2	AEU1061A
	P45T type with pilot lamp	2	BAU1177A
	P45T type with pilot lamp, uprated	2	BAU1177AUPRATED
2	LIGHT UNIT, RH steering, BPF	2	GLU501
3	LIGHT UNIT;		
	RH steering		
	sealed beam	2	GLU132
	sealed beam, with pilot window	2	GLU104
	LH steering, sealed beam	2	GLU133
4	LIGHT UNIT, LH steering;		
	P45T type	2	GLU513
	P45T type with pilot hole	2	GLU515
5	BULB, BPF, clear,		
	RH steering; 45/40 watt.	2	GLB414
6	BULB, P45T, 45/40 watt;		
	clear,	2	GLB410
	cadmium yellow	2	GLB411
7	BULB, P45T, clear, 60/55 watt		
	quartz halogen	2	GLB2983
8	HARNESS, for BPF headlamp	2	70361
9	HARNESS, for sealed beam headlamp	2	BAU2110
10	HARNESS, for sealed beam headlamp with pilot	2	BAU2111
11	HARNESS, for P45T type headlamp with pilot	2	27H5976
12	ADAPTOR ONLY, for Lucar terminals	2	600226A
13	CONNECTOR, bullet	6	27H6713
14	BULB, pilot, capless	2	GLB501
	<i>Fits BAU2111.</i>		
15	BULB, pilot, bayonet fitment type	2	GLB233
	<i>Fits 27H5976.</i>		

HEADLAMP BUCKET, BOWL & RIM;

3 Adjuster Type

16	MOUNTING RIM ASS'Y	2	17H5205
17	RIM, unit seating	2	503537
18	SCREW, rim retaining	6	PJZ602
19	ADJUSTER KIT	2	17H5394K
20	HEADLAMP BUCKET, metal	2	7H6838
21	GASKET, rubber, bucket to body	2	3H1031
22	DUST EXCLUDER, rubber	2	3H2962
23	RIM, headlamp, spring clip fitting	2	119072P
	<i>Alternative to item 26.</i>		
24	RIM, headlamp, spring clip fitting, deep profile	2	124020
	<i>Later North American spec. TR3As.</i>		
25	CLIP, spring, rim retaining	2	BAU1460
26	RIM, headlamp, screw fitting	2	500929
	<i>Alternative to item 23.</i>		
27	SCREW, rim retaining	2	RTC465
28	WASHER, rubber	2	625580
29	CLIP, rim screw retaining	2	37H7421A

HEADLAMP BUCKET, BOWL & RIM;

2 Adjuster Type

30	BUCKET, BOWL & RIM ASSEMBLY	2	S5400
31	ADJUSTER KIT	2	BHM7058
32	OUTER MOUNTING RIM, chrome	2	515218A
33	SCREW, retaining outer rim	6	PJZ602
34	INNER MOUNTING RIM	2	S5400INNER
35	HEADLAMP BUCKET, metal, reproduction	2	S5400OUTER
		2	9403
36	GASKET, rubber, bucket to body	2	3H2962
37	DUST EXCLUDER, rubber	2	119072P
38	RIM, headlamp, spring clip fitting	2	
	<i>Alternative to item 40.</i>		
39	CLIP, spring, rim retaining	2	BAU1460
40	RIM, headlamp, screw fitting	2	500929
	<i>Alternative to item 38.</i>		
41	SCREW, rim retaining	2	RTC465
42	WASHER, rubber	2	625580
43	CLIP, rim screw retaining	2	37H7421A

HEADLAMP TO BODY MOUNTING;

TR2, TR3, TR3A

44	SCREW, lamp to body	6	PX506
45	WASHER, locking	6	WL105001
46	NUT AND RETAINER	6	FS2701
	<i>Fits 9/32" sq. hole.</i>		

HEADLAMP TO BODY MOUNTING; TR4, TR4A

47	SCREW, self tapping, lamp to body	6	GHF424
48	WASHER, under screw	6	WP4
49	SPIRE NUT	6	FC2804
	<i>Fits 7/16" sq. hole.</i>		
50	RIVET, 'pop' headlamp to wing	6	556141
	<i>Alternative method of fitting.</i>		

51	SLEEVE, plastic, protecting lamp wiring	2	UKC5424
-----------	--	---	----------------

Tripod Headlamps

52	LIGHT UNIT, 'Tripod';		
	RH steering, BPF type	2	RW3012
	LH steering, BPF type	2	RW3012LHD
53	BULB, BPF;		
	clear, RH steering	2	GLB414
	clear, LH steering	2	GLB415
	cadmium yellow, LH steering	2	GLB409X
54	HARNESS, for BPF headlamp	2	70361



STONEGUARD SET
- RR1175



PAIR OF FRONT
DRIVING LIGHTS -
RX1556



WIPAC H4 -
RB7129PILOT

Halogen Headlamps

For those of you who find the standard headlamps on your TR inadequate for today's high speed night driving, convert your car to modern halogen bulb, asymmetric beam headlamps. The headlamp units are direct replacements for existing sealed beam or tungsten bulb units. We offer Wipac Quadoptic H4 sets for RH and LH drive vehicles - with or without the pilot lamp. We also offer single replacement lamps, should you ever suffer a breakage.

See also 'Electrical - Switches, Relays' (page 187) section for full details of the Headlamp Control Relay Kit (RR1527) - recommended for any vehicle, but especially for halogen conversions (also listed below).

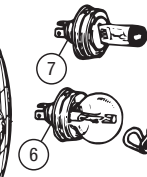
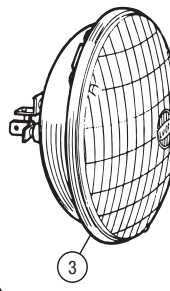
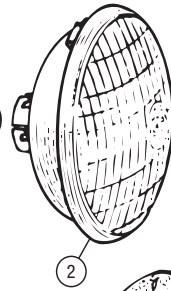

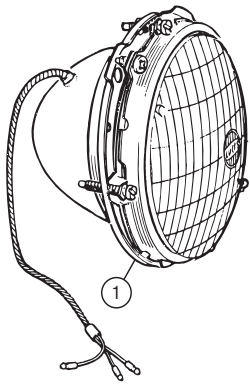
55	WIPAC H4 SET;		
	RH steering		
	inc. bulbs, pair, with pilot,	1	RB7129PILOT
	inc. bulbs, pair, no pilot	1	RB7129
	LH steering		
	inc. bulbs, pair, with pilot	1	RB7082PILOT
	inc. bulbs, pair, no pilot	1	RB7082
	inc. yellow bulbs, pair, with pilot	1	RB7160
56	WIPAC H4 HEADLAMP ONLY, no bulbs;		
	with pilot	2	GLU583PILOT
	<i>Replacement for RB7129PILOT; RH steering.</i>		
	no pilot	2	GLU583
	<i>Replacement for RB7129; RH steering.</i>		
	with pilot	2	RB7409PILOT
	<i>Replacement for RB7082PILOT; LH steering.</i>		
	no pilot	2	RB7409
	<i>Replacement for RB7082; LH steering.</i>		
57	BULB;		
	twin filament H4 halogen,		
	clear, 60/55W	2	GLB472
	clear, 60/55W, vision plus, pair	1	GLB472SILVER
	cadmium yellow, 60/55W	2	GLB476
	clear, 100/80W, uprated	2	GLB484
	'Xenon', twin filament H4 halogen		
	30% brighter; 60/55W	1	GLB472X
	<i>(Supplied as pair)</i>		
58	CONVERTER KIT, for RHD lamps, on LHD roads (halogen lamps only!)	1	XBQ100560
59	HEADLAMP CONTROL RELAY KIT;		
	2 relay set	1	RR1527
	<i>Ideal for uprating standard set-up.</i>		
	4 relay set	1	RR1527-4RELAY
	<i>Recommended when installing uprated headlamps/bulbs.</i>		

Headlamp Stoneguards

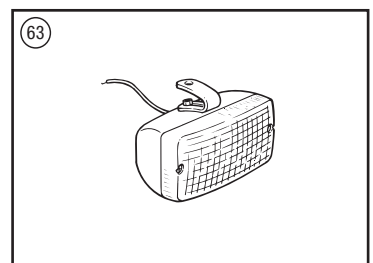
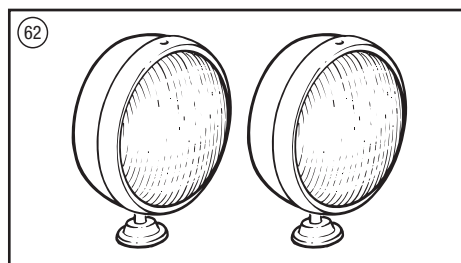
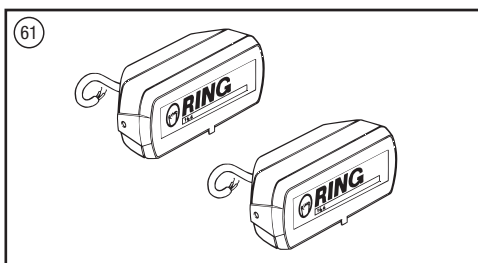
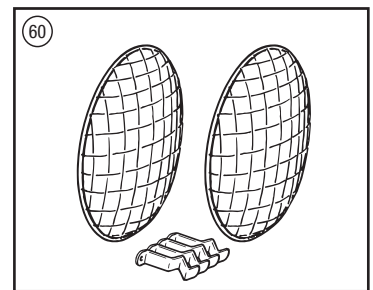
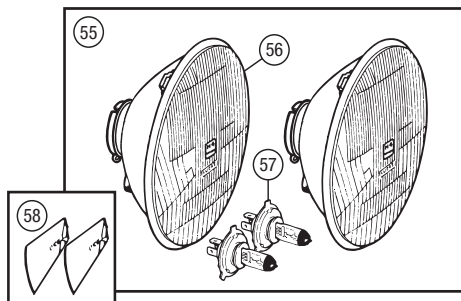
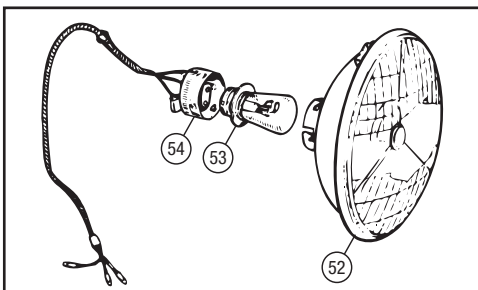
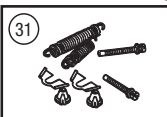
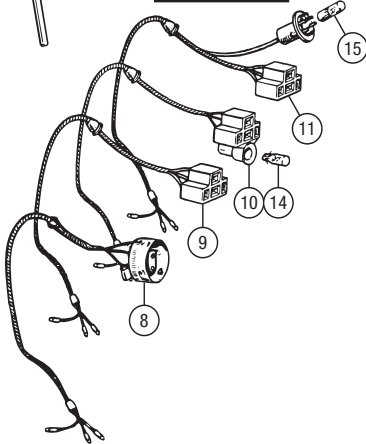

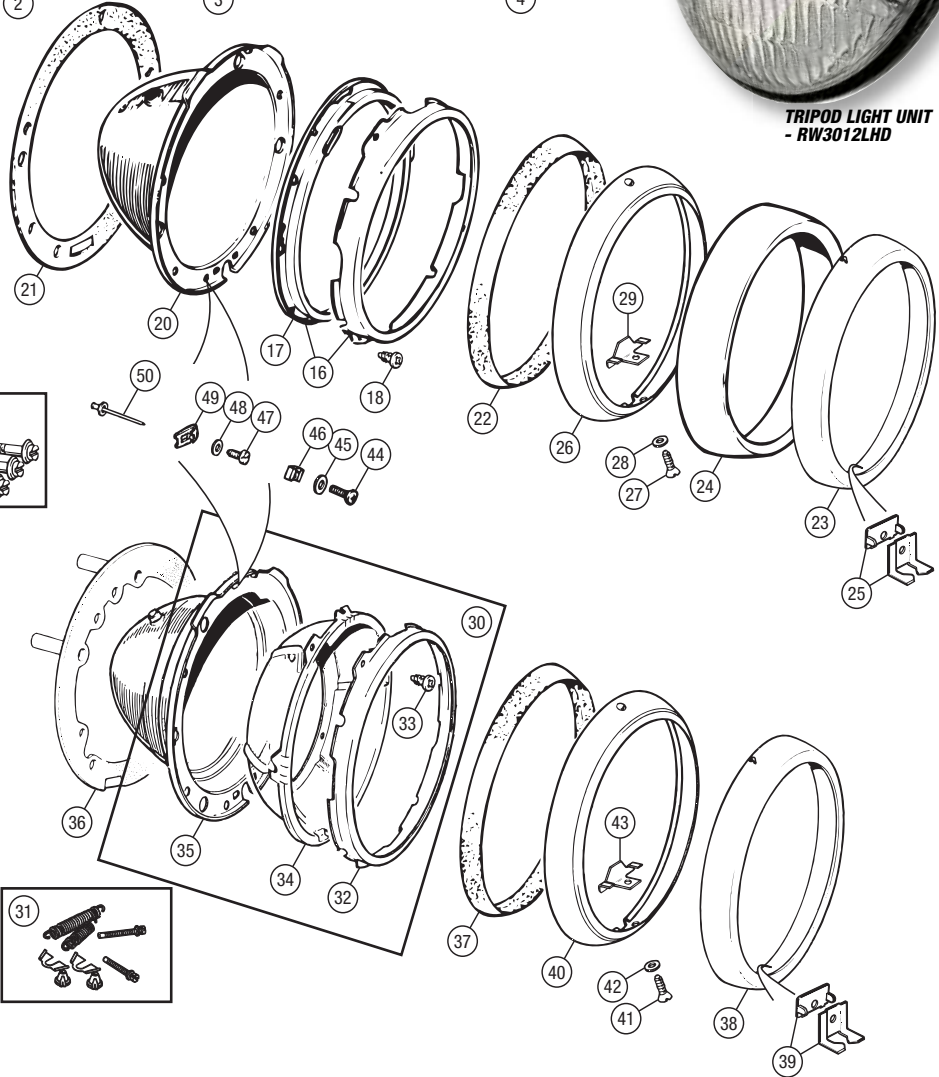

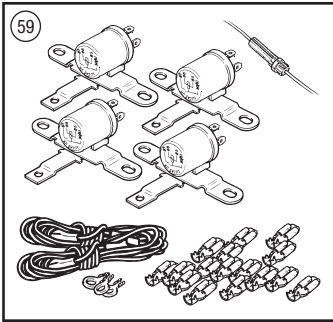
60	STONEGUARD SET, clip-on, pair	1	RR1175
-----------	--------------------------------------	---	---------------

Fog Lamps (Front & Rear)

61	FRONT FOG LIGHT (PAIR)	1	RX1370
62	FRONT DRIVING LIGHT (PAIR), 5";		
	Chrome	1	RX1556
	Stainless Steel	1	RX1556SS
63	REAR FOG LIGHT (EACH)	2	RB7092
	<i>Depending upon availability, we can supply other types of fog lights - please contact us with your requirements.</i>		



TRIPOD LIGHT UNIT
- RW3012LHD



ALL MODELS

Front Side
& Flasher Lamps

SIDE & FLASHER LAMP; TR2, TR3 to TS17340

1	SIDE & FLASHER LAMP ASSEMBLY, white	2	3H3055
2	RIM	2	7H5182
3	LENS, white	2	AJA5076
4	BULB	2	GLB380
5	BULB HOLDER ASSEMBLY	2	508165
6	BODY, rubber	2	37H5481
7	BULLET, push on type connector	A/R	3632
8	CABLE (Cut to length); red, side lamp to main loom	A/R	108647
	green, flasher to main loom	A/R	108648
	black, lamp unit body earth	A/R	108649
9	PVC SLEEVEING, for above cables	A/R	UKC5424
	Cut to length.		
10	SCREW, lamp to front apron	6	GHF421
11	SPIRE NUT	6	FJ2442

SIDE & FLASHER LAMP;

TR3 from TS17341, TR3A

12	SIDE & FLASHER LAMP ASSEMBLY, white	2	121355
13	RIM	2	7H5182
14	LENS, white	2	37H6928
15	BULB	2	GLB380
16	BULB HOLDER	2	508165
17	INTERIOR, bulb holder contacts, dual	2	515126
18	BODY, rubber	2	508162
19	BULLET, push on type connector	A/R	3632
20	CABLE; Cut to length.		
	red, side lamp to main loom	A/R	108647
	green, flasher to main loom	A/R	108648
	black, lamp unit body earth	A/R	108649
21	PVC SLEEVEING, for above cables	A/R	UKC5424
	Cut to length.		
22	SCREW, self tapping, lamp to grille	6	GHF421
23	SPIRE NUT, lamp to grille	6	FJ2442

SIDE LAMP; TR4

24	SIDE LAMP ASSEMBLY; white	2	514805
	amber	2	517274
25	RIM & LENS ASSEMBLY; white	2	510897
	amber	2	510897AMBER
26	RING, plastic, lens sliding	2	510898
27	GASKET, seating lens	2	510899
28	BULB	2	GLB233
29	INTERIOR, contacts	2	244700
30	BULLET, push on type connector	2	3632
31	GASKET, lamp to grille	2	510900
32	SCREW, lamp to grille	4	AT606042
33	SPIRE NUT	4	FJ2442

FLASHER LAMP
ASSEMBLY -
121356FLASHER LAMP; TR4, TR4A - not North America
or Italy from Body No. 30349CT,
not Switzerland; TR5 - not Italy or Switzerland

34	FLASHER LAMP ASSEMBLY; amber	2	121356
	white	2	148639
	North America and Italy to body no. 30348CT.		
35	RIM	2	7H5182
36	LENS; amber	2	37H5520
	white	2	37H6928
	North America and Italy to body no. 30348CT.		
37	BULB	2	GLB382
38	BULB HOLDER	2	508165
39	INTERIOR, bulb holder contacts; single	2	508537
	single	2	508545
	North America and Italy to body no. 30348CT.		
40	BODY, rubber	2	508162
41	BULLET, push on type connector	A/R	3632
42	CABLE; Cut to length.		
	green, flasher to main loom	A/R	108648
	black, lamp unit body earth	A/R	108649
43	PVC SLEEVEING, for above cables	A/R	UKC5424
	Cut to length.		
44	SCREW, self tapping, lamp to grille	6	GHF421
45	SPIRE NUT, lamp to grille	6	FJ2442

SIDE & FLASHER
LAMP ASSEMBLY -
121355SIDE & FLASHER LAMP;
TR4, TR4A, TR5 - Switzerland

46	SIDE & FLASHER LAMP ASSEMBLY, white	2	121355
47	RIM	2	7H5182
48	LENS, white	2	37H6928
49	BULB	2	GLB380
50	BULB HOLDER	2	508165
51	INTERIOR, bulb holder contacts, dual	2	515126
52	BODY, rubber	2	508162
53	BULLET, push on type connector	A/R	3632
54	CABLE (Cut to length); red, side lamp to main loom	A/R	108647
	green, flasher to main loom	A/R	108648
	black, lamp unit body earth	A/R	108649
55	PVC SLEEVEING, for above cables	A/R	UKC5424
	Cut to length.		
56	SCREW, self tapping, lamp to grille	6	GHF421
57	SPIRE NUT, lamp to grille	6	FJ2442

FLASHER LAMP; TR4, TR4A - North America and
Italy from body no. 30349CT; TR5 - Italy; TR250

58	FLASHER LAMP ASSEMBLY; white, not TR250	2	BHA4476
	amber, TR250	2	BHA4477
59	LENS; white, not TR250	2	17H6763
	amber, TR250	2	517266
60	SCREW, securing lens	4	518868
61	WASHER, fibre, lens screw seating	2	625580
62	GASKET, lens seating	2	514065
63	BULBHOLDER & PLATE	2	148637BP
64	INTERIOR, bulb holder contacts	2	508537
65	BULB	2	GLB382
66	GROMMET, cable entry to lamp body	2	513730
67	GASKET, rubber, lamp seating	2	616416
68	SLEEVE, cable	2	UKC5424
69	BULLET, push on type connector	2	3632
70	SCREW, self tapping, lamp to grille	6	AB606051
71	SPIRE NUT, lamp to grille	6	FJ2442

Front/Side Marker Lamp
Assembly

TR4A, TR5, TR250

72	FRONT/SIDE MARKER LAMP ASS'Y; white & amber lenses, TR4A, TR5		
	LH	1	212488
	RH	1	212486
	amber lenses, TR250		
	LH	1	214593
	RH	1	214592
73	HOUSING, side; LH	1	808678
	RH	1	808677
74	SEAL, rubber, side lens	2	616628
75	BULB, marker lamp, 5w	2	GLB501
76	LENS, marker lamp, amber	2	616648
77	SCREW, lens securing	2	PM2208
78	LAMP ASS'Y, parking; white, TR5	2	514805
	amber, TR250	2	517274
79	RIM & LENS ASS'Y; white, TR5	2	510897
	amber, TR250	2	510897AMBER
80	BULB, 5w	2	GLB233
81	RING, plastic, lens sliding	2	510898
82	GASKET, seating lens	2	510899

LAMP INTERIOR
CONTACTS - 244700

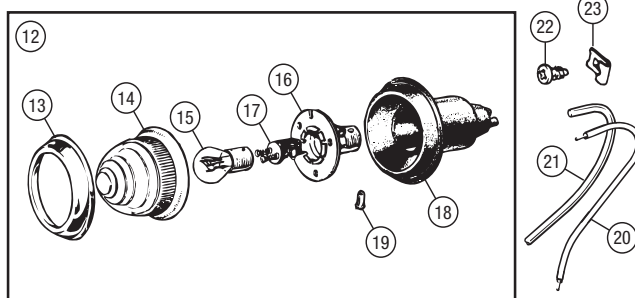
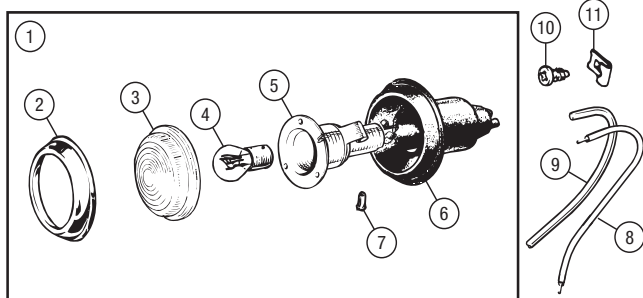
83	INTERIOR, contacts	2	244700
84	GASKET, seating lamp	2	510900
85	BULLET, push on type connector	2	3632
86	SCREW, securing lamp to housing	4	AT606042
87	GASKET, lamp ass'y to wing; LH	1	514809
	RH	1	514808
88	WASHER, plain	4	GHF300
89	WASHER, locking	4	GHF331
90	NUT, plain	4	GHF200
91	GROMMET, cables through inner wing	2	61917

FRONT/SIDE
MARKER LAMP
ASSEMBLY -
212486 & 212488

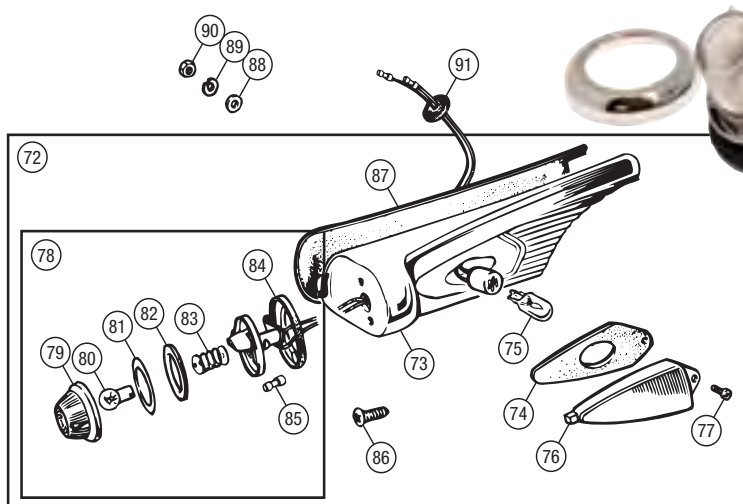
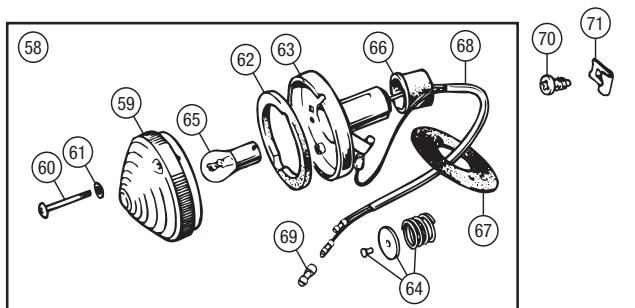
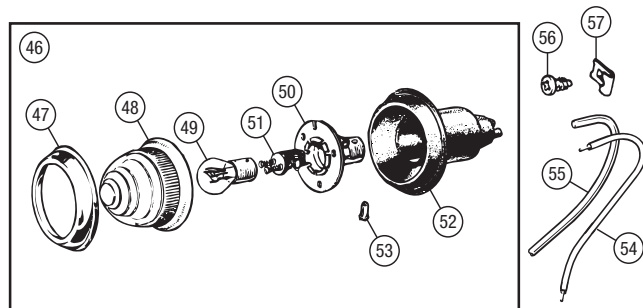
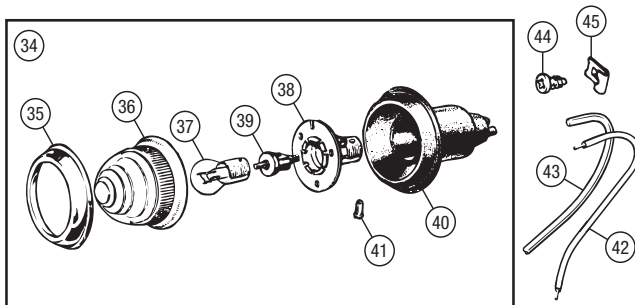
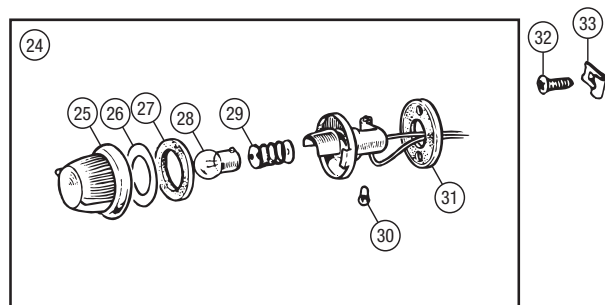
TR2, TR3, TR3A

ALL MODELS


ELECTRICAL - FRONT LAMPS - ALL MODELS



TR4, TR4A, TR5, TR250



SIDE LAMP ASSEMBLY
- 514805



ORDER

BY PHONE: 01522 568000 / ON LINE: www.rimmerbros.co.uk / E-MAIL: sales@rimmerbros.co.uk

No. DESCRIPTION QTY REQ. PART No.

No. DESCRIPTION QTY REQ. PART No.

No. DESCRIPTION QTY REQ. PART No.

ALL MODELS**Stop, Tail & Flasher Lamps**

107592

TAIL/FLASHER LAMP; TR2 to TS1306

1	TAIL LAMP ASSEMBLY	2	107592
2	LENS;		
	plastic	2	501934
	glass (Alternative)	2	501934X
3	RIM	2	502347
4	SCREW, rim securing	4	502348
5	GASKET, lens	2	502332
6	BULB	2	GLB380
7	SCREW, lamp to body	4	YJ2443
8	SPIRE NUT	4	FU25944
9	BULLET, push on type connector	3	3632

REFLECTOR; TR2 to TS1306

10	REFLECTOR	2	501485
11	NUT	2	508736
12	WASHER, locking	4	WL105001
13	WASHER, plain	4	WP5



13H23

TAIL/FLASHER OR STOP/TAIL LAMP; TR2 from TS1307, TR3, TR3A

14	TAIL LAMP ASSEMBLY	2	13H23
	Used as tail/flasher to TS15601, thereafter as stop/tail.		
15	LENS	2	AJA5069
16	SCREW, lens to base	4	57H5569
17	GASKET, lens	2	AJA5071
18	BASE ASSEMBLY	2	AJA5072
19	BULB	2	GLB380
20	GASKET, lamp to body	2	AJA5073
21	SCREW, lamp to body	4	YJ2443
22	SPIRE NUT	4	FU25944
23	BULLET, push on type connector	3	3632



121356

FLASHER LAMP; TR3 from TS15601, TR3A

24	FLASHER LAMP ASSEMBLY;		
	amber (Not North America)	2	121356
	red (North America only)	2	2A9040
25	RIM	2	7H5182
26	LENS;		
	amber (Not North America)	2	37H5520
	red (North America only)	2	37H5531
27	BULB	2	GLB382
28	BULB HOLDER	2	508165
29	INTERIOR, bulb holder contacts, single	2	508537
30	BODY, rubber	2	508162
31	BULLET, push on type connector	A/R	3632
32	CABLE;		
	green, flasher to main loom	A/R	108648
	black, lamp unit body earth	A/R	108649
33	PVC SLEEVING, for above cables	A/R	UKC5424
34	SCREW, self tapping, lamp to grille	6	GHF421
35	SPIRE NUT, lamp to grille	6	FJ2442



208208

STOP/TAIL/FLASHER LAMP; TR4, TR4A, TR5, TR250

36	STOP/TAIL FLASHER LAMP;		
	TR4, TR4A - not North America, TR5	2	208208
	amber flasher lens		
	TR4, TR4A - North America only, TR250	2	208207
	red flasher lens		
37	LENS;		
	TR4, TR4A - not North America, TR5	2	516040
	red with amber flasher		
	TR4, TR4A - North America only, TR250	2	516061
	red with red flasher		
38	BEZEL	2	510903
39	SCREW, lens securing, top & centre	4	510904
40	SCREW, lens securing, bottom	2	510905
41	WASHER, rubber, screw retaining	6	625580
42	GASKET, lens seating	2	510906
43	BULB, flasher	2	GLB382
44	INTERIOR, contacts, flasher	2	508537
45	BULB, stop/tail	2	GLB380
46	INTERIOR, contacts, stop/tail	2	508545
47	GASKET, lamp to body	4	133364
48	GROMMET, cable entry, flasher	2	514067
49	GROMMET, cable entry, stop/tail	2	516041
50	NUT, plain	8	HN2005
51	WASHER, shakeproof	8	WF702101

Stop/Number Plate Lamps

109497

STOP/NUMBER PLATE LAMP; TR2, TR3 to TS18912

52	STOP/NUMBER PLATE LAMP ASS'Y	1	109497
53	LENS	1	501798
54	SCREW, lens securing	2	501799
55	WASHER, screw retaining	2	625580
56	GASKET, lens	1	502351
57	BULB	1	GLB380
58	INTERIOR, contacts	1	508545
59	NUT, lamp to body	2	508736
60	WASHER, locking	2	WL105001



127916

NUMBER PLATE LAMP; TR3 from TS18913, TR3A, Late TR4A and TR5 Germany Only

61	NUMBER PLATE LAMP ASS'Y	1/2	127916
62	COVER	1/2	502264
63	NUT, cover	1/2	17H5385
64	GLASS	1/2	601721A
65	BULB	A/R	GLB989
66	NUT, dome	1/2	508736
67	GASKET, lamp to plinth	1/2	57H5368

TR3s and TR3As were fitted with one lamp assembly, whereas the German markets TR4As and TR5s were fitted with two lamps, mounted on a number plate plinth.

The early original lamp required only one bulb; the later and current production lamp requires two.

NUMBER PLATE LAMP PLINTH; Late TR4A and TR5 Germany Only

68	PLINTH, mounting lamp	2	618956
69	WASHER, shakeproof	4	WE702101
70	BULLET, push on type connector	4	3632
71	CABLE;		
	RH tail lamp junction to RH number plate lamp	1	144658
	RH to LH number plate lamp	1	144659
72	GROMMET, cable fitted in boot lid	2	61917
73	CLEAT, fire tree, RH lead to boot lid tube	A/R	240431A



142002

NUMBER PLATE LAMP; TR4, TR4A, TR5, TR250, not Late TR4A and TR5 Germany

74	NUMBER PLATE LAMP ASS'Y;		
	original	2	128881
	alternative	2	142002
75	RIM, cowled	2	131465
76	LENS	2	510875
77	BULB	2	GLB207
78	INTERIOR, contacts	2	508537
79	BODY	2	510912
80	CLIP, lead to bumper bracket	2	611406
81	GROMMET, lead through rear valance	2	600395
82	SCREW, self tapping, chrome	4	AR606052
83	SPIRE NUT	4	FJ2442
84	LEAD, extension, number plate lamp	2	137631

Use with 133652 only.

Reverse Lamp**TR5, TR250; optional for earlier models**

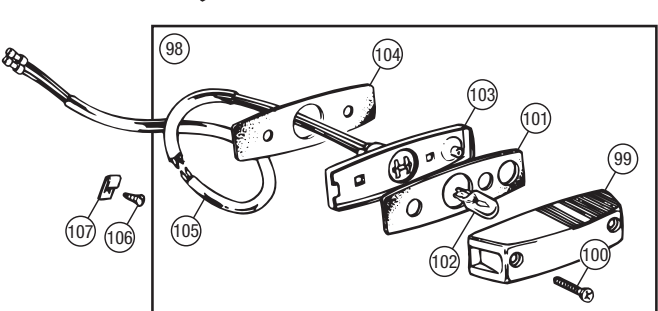
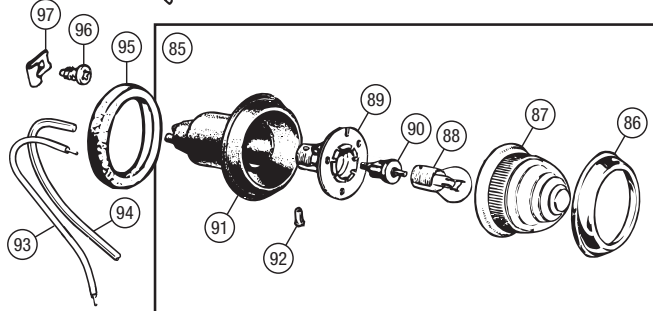
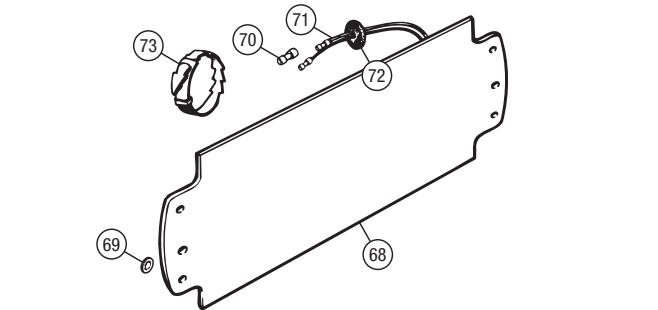
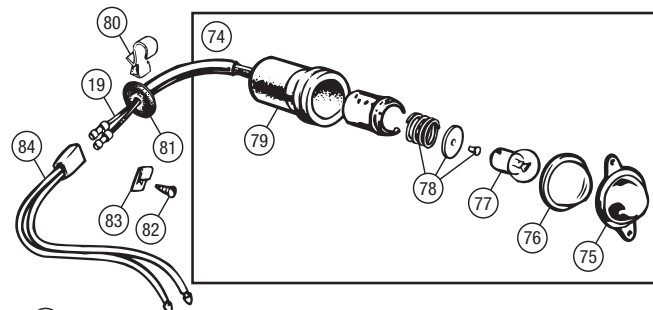
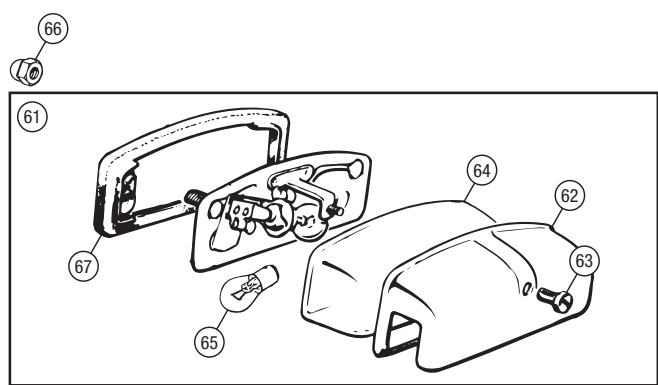
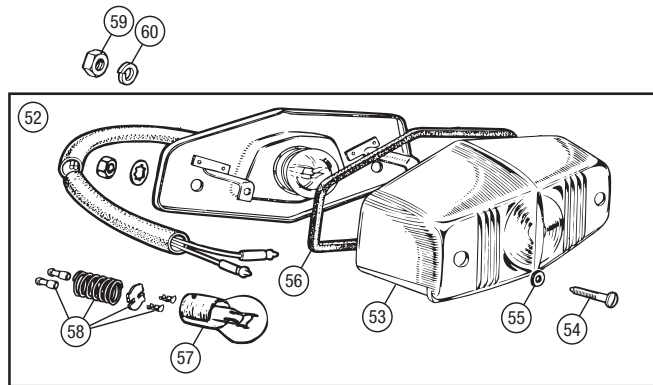
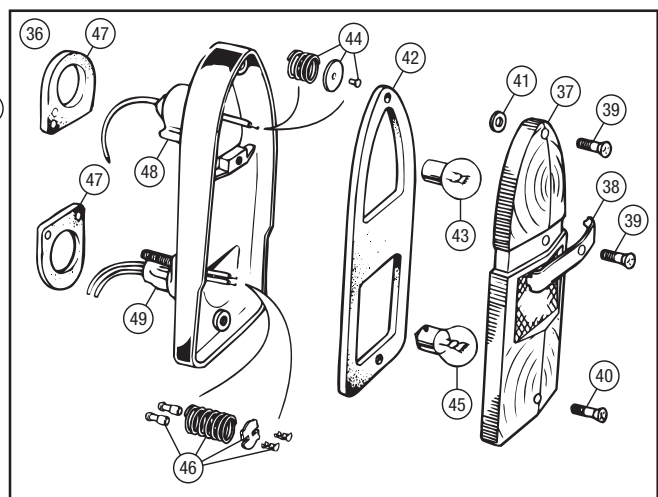
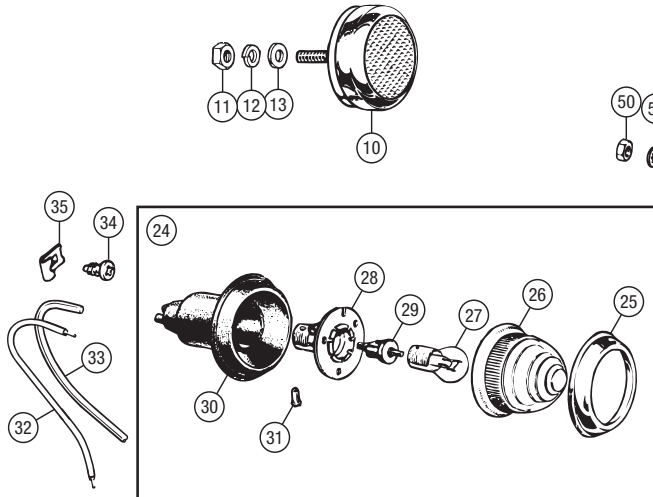
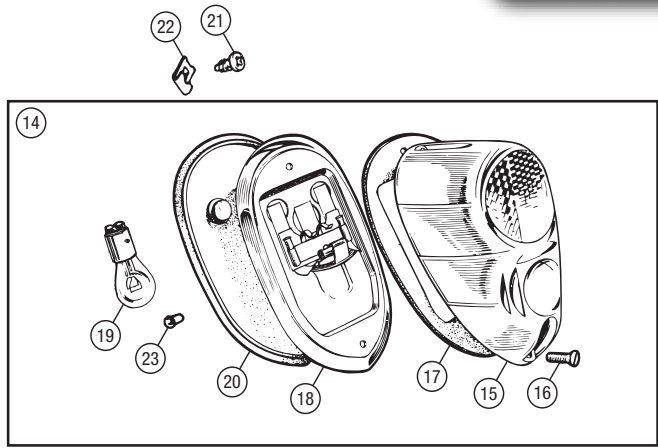
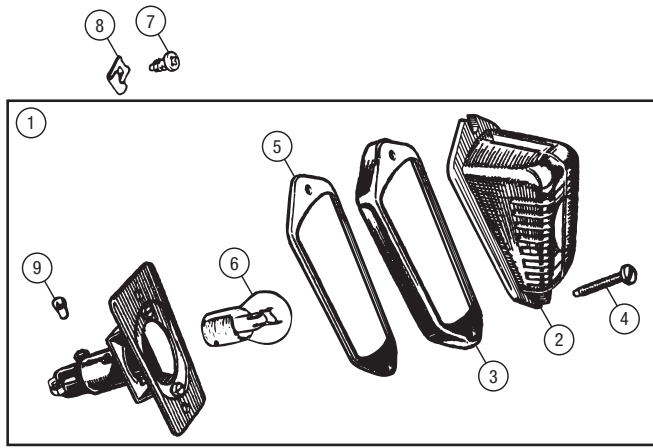
85	REVERSE LAMP ASSEMBLY, white	2	121355
86	RIM	2	7H5182
87	LENS, white	2	37H6928
88	BULB	2	GLB382
89	BULB HOLDER	2	508165
90	INTERIOR, bulb holder contacts, single	2	508537
91	BODY, rubber	2	508162
92	BULLET, push on type connector	A/R	3632
93	CABLE;		
	Cut to length.		
	red, lamp to main loom	A/R	108647
	black, lamp unit body earth	A/R	108649
94	PVC SLEEVING, for above cables	A/R	UKC5424
	Cut to length.		
95	PLINTH, lamp to body;		
	RH	1	148928
	LH	1	148929
96	SCREW, self tapping, lamp to body	6	AB606081
97	SPIRE NUT	6	FJ2442

Side Marker Lamp

142923

TR5, TR250

98	REAR SIDE MARKER LAMP, red	2	142923
99	LENS	2	517335
100	SCREW, lens securing	2	515059
101	GASKET, lens	2	517336
102	BULB	2	GLB501
103	BULBHOLDER, with leads	2	153004HOLDER
104	GASKET, lamp to body	2	142925
105	SLEEVE, plastic, protecting lamp wiring	2	UKC5424
106	SCREW, self tapping, lamp securing	4	GHF421
107	SPIRE NUT	4	FC2803



No.	DESCRIPTION	QTY REQ.	PART No.
-----	-------------	----------	----------

TR2-4A

Brake Switches

TR2, TR3 to TS13045 with Lockheed Brakes

1	SWITCH, brake lamp <i>Screw-on terminals.</i>	1	13H2303
2	SWITCH, brake lamp <i>Alternative with Lucar terminals The above switches are BSP threaded.</i>	1	C16062A

TR3 from TS13046, TR3A with Girling Brakes, TR4 to 1963 (hydraulic switch)

3	SWITCH, brake lamp <i>With Lucar wiring connections.</i>	1	126845
4	CONNECTOR, Lucar, 1/4" <i>Converts wiring terminals from screwed type to Lucar on TR3, TR3A to TS60000.</i>	2	RTC220A
5	INSULATOR, Lucar connector <i>Converts wiring terminals from screwed type to Lucar on TR3, TR3A to TS60000.</i>	2	511269

TR4 from 1964, TR4A (mechanical switch)

6	SWITCH, brake lamp, mechanical	1	134529
7	WASHER, locking	1	GHF325
8	NUT, locking brake switch to master cylinder bracket	1	JN2111

Flasher Units

9	FLASHER UNIT, screw-on terminals <i>TR2, TR3, TR3A to TS60000</i>	1	GFU2101
10	FLASHER UNIT, Lucar terminals; <i>TR3A from TS 60001, TR4, TR4A; alternative for earlier models</i>	1	GFU103

TR2, TR3, TR3A

11	SCREW, attaching flasher unit	1	GHF117
12	WASHER, plain	1	GHF300

TR4, TR4A

13	ADAPTOR, flasher unit attachment	1	BAU2110
14	SCREW, flasher unit attachment	1	AB606081

Fuse Box

TR2, TR3, TR3A

15	FUSE BOX, screw-on terminals <i>TR2, TR3, TR3A to TS60000</i>	1	101932
16	FUSE BOX, Lucar type terminals <i>TR3A from TS60001</i>	1	606253A
17	LID, for fuse box <i>Included with fuse box.</i>	1	505158A
18	FUSE; 35 amp, 17amp continuous (pack of 5) 50 amp, 25amp continuous (each) <i>Originally, one 35 amp and one 50 amp fuse were fitted to the fuse box, along with a spare for each.</i>	2	GFS3035 GFS50X
19	SCREW, fuse box attachment	2	AB610063
20	CLIP NUT, fuse box attachment	2	FC2805

TR4, TR4A

21	FUSE BOX, Lucar connectors	1	606253A
22	LID, for fuse box <i>Included with fuse box.</i>	1	505158A
23	FUSE, 35amp, 17amp continuous <i>Pack of 5.</i>	1	GFS3035
24	SCREW, fuse box attachment	2	AB610063

Dynamo & Alternator Control Boxes

25	CONTROL BOX, dynamo, screw-on terminals <i>TR2, TR3, TR3A to TS60000</i>	1	3H1835
26	CONTROL BOX, dynamo, Lucar terminals <i>TR3A from TS60001, TR4, TR4A</i>	1	GEU6603
27	CONTROL BOX, alternator <i>Alternator fitted models only.</i>	1	BHA4789
28	SCREW, control box attachment <i>TR2, TR3, TR3A</i>	2	YJ2552
29	SCREW, control box attachment <i>TR4, TR4A</i>	2	PX510

Starter Solenoid

30	SOLENOID, round type	1	BCA4501
31	RUBBER CAP, push button	1	27H5576
32	SOLENOID, square type <i>Alternative.</i>	1	134174
33	SCREW, solenoid attachment	2	AB610063
34	CLIP NUT, solenoid attachment	2	FC2805
35	TERMINAL CAP, rubber, cable ends <i>Use on solenoid and starter motor.</i>	3	115706

No.	DESCRIPTION	QTY REQ.	PART No.
-----	-------------	----------	----------

Water Sender Unit

TR4, TR4A

36	TEMPERATURE SENDER	1	GTR104
----	--------------------	---	--------

Voltage Stabiliser

TR4, TR4A

37	VOLTAGE STABILIZER	1	128484
38	SCREW, stabilizer attachment	1	Y23404
39	SPIRE CLIP	1	GHF712



FOOT OPERATED
DIP SWITCH - RTC432A

Headlamp Dip Switch

TR2, TR3, TR3A to TS60000

40	DIP SWITCH ASS'Y, oblong base, screw-on terminals <i>Original.</i>	1	11G2007
41	DIP SWITCH ASS'Y, square base, Lucar terminals <i>Alternative.</i>	1	RTC432A
42	RUBBER CAP <i>Use with RTC432A switch.</i>	1	C22276
43	SCREW, dip switch attachment; original <i>alternative</i> <i>Use with RTC432A switch.</i>	2 2	TR6504 GHF425
44	WASHER, locking	2	WL105001
45	WASHER, plain	2	WP28
46	BRACKET, dip switch to bulkhead; RHD LHD	1 1	601990 601991
47	SCREW, bracket to bulkhead <i>3 for RHD bracket, 2 for LHD bracket.</i>	5	SH604051
48	WASHER, locking	5	GHF331

The remainder of the screws and washers not used to mount the bracket should be used to blank the unused screw holes in the passenger's side of the bulkhead.

TR3A from TS60001

49	DIP SWITCH ASSY, round base, original Lucar terminals	1	502087A
50	DIP SWITCH ASS'Y, square base, alternative. Lucar terminals	1	RTC432A
51	RUBBER CAP for use with RTC432A switch	1	C22276
52	SCREW, dip switch attachment; for use with 502087A switch for use with RTC432A switch	2 2	AC610081 GHF425
53	CLIP NUT	2	GHF702
54	BRACKET, dip switch to bulkhead; RHD LHD	1 1	609385 609384
55	SCREW, bracket to bulkhead <i>3 for RHD bracket, 2 for LHD bracket.</i>	5	SH604051
56	WASHER, locking <i>The remainder of the screws and washers not used to mount the bracket should be used to blank the unused screw holes in the passenger's side of the bulkhead.</i>	5	GHF331

TR4, TR4A

57	DIP SWITCH ASS'Y, round base <i>Early TR4</i>	1	502087A
58	DIP SWITCH ASS'Y, square base <i>Late TR4, TR4A; alternative for early TR4</i>	1	RTC432A
59	RUBBER CAP <i>Use with RTC432A switch.</i>	1	C22276
60	SCREW, dip switch to bulkhead; RHD; use with 502087A switch RHD; use with RTC432A switch	2 2	RMP320 PX505
61	WASHER, locking, RHD	2	WL105001
62	SCREW, dip switch to bracket; LHD; use with 502087A switch LHD; use with RTC432A switch	2 2	AC610081 GHF425
63	SPIRE CLIP, dip switch to bracket, LHD	2	GHF702
64	BRACKET, dip switch, attached to bulkhead end panel, LHD	1	609384
65	SCREW, bracket to bulkhead end, LHD	2	SH604051
66	WASHER, locking, LHD	2	GHF331
67	SCREW, blanking, RHD <i>Blanks unused LHD holes in LH bulkhead end.</i>	2	SH604041
68	WASHER, plain, RHD SCREW, blanking, LHD <i>Blanks unused RHD holes in centre bulkhead.</i> WASHER, plain, LHD <i>For later column stalk-type dipswitches, please see Fascia Instruments and Switches section.</i>	2 2	GHF300 HU505
		2	WP5

No.	DESCRIPTION	QTY REQ.	PART No.
-----	-------------	----------	----------

Overdrive Relay

69	RELAY, overdrive, Lucar terminals	1	142169A
70	SCREW, relay attachment	2	PX505
71	WASHER, plain	2	WP5
72	WASHER, locking	2	WL105001
73	NUT, plain	2	HN2005

Reverse Light & Overdrive Inhibitor Switches

74	SWITCH, overdrive isolator, screw-on terminals <i>TR2, TR3, TR3A to TS60</i>	1/2	42781
75	SWITCH, overdrive isolator, Lucar terminals; <i>TR3A from TS60001, TR4, TR4A; alternative for earlier models</i>	1/2	BAU1074A
	SWITCH, reverse lights, Lucar terminals	1	BAU1074A
76	WASHER, switch adjusting & sealing A/R <i>Use if reverse lights fitted.</i>		502146

Steering Wheel Control Head

TR2, TR3, TR3A

77	CONTROL HEAD ASSEMBLY; <i>The control head assemblies do not include stator tube.</i> non-adjustable wheel adjustable wheel	A/R A/R	201872 201872ADJ
78	HARNESS, in column	1	502355

Steering Wheel Horn Push

TR4, TR4A

79	HORN PUSH	1	150277
80	BRUSH CONTACT, horn push; <i>Two lengths of brush contact are offered because some alternative steering wheels require a greater length.</i> original; 2.6" long alternative; 3.4" long	1 1	142534 142534X
81	CLIP, horn push retaining,	1	204741
82	CLIP, horn push retaining (Alternative)	3	613766
83	SLIP RING AND INSULATOR	1	608462
84	INSULATOR ONLY	1	608139

Horn Relay

TR4, TR4A

85	RELAY, horn; original type replacement round type	1 1	1377471 CHM68
86	SCREW, relay attachment	2	GHF425

Horns

TR2, TR3, TR3A

87	HORN, (Less domed cover); low note, marked 'L', RH side high note, marked 'H', LH side	1 1	1B9007 1B9008
----	--	--------	------------------

TR4, TR4A

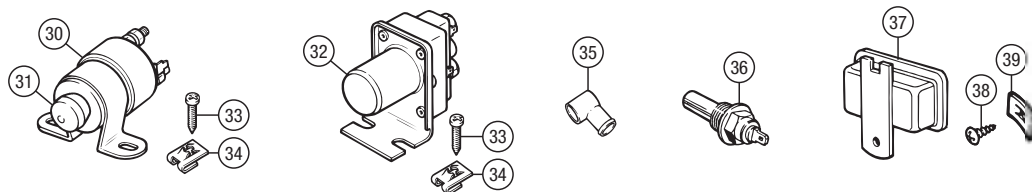
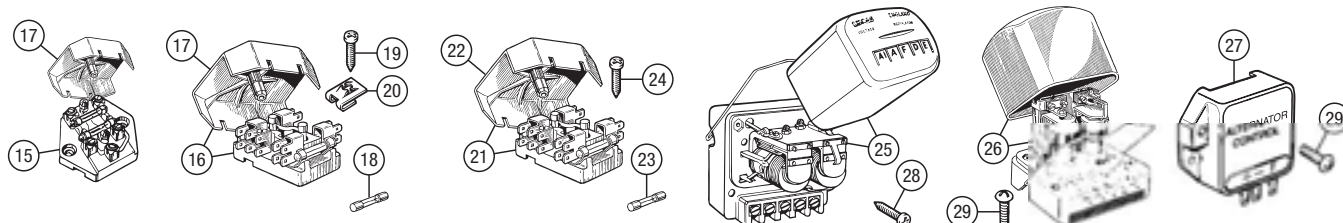
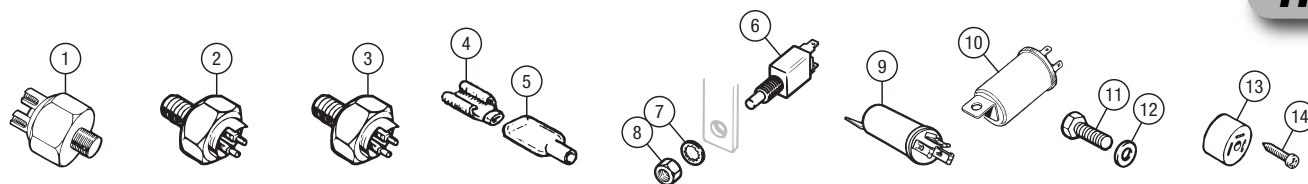
88	HORN; <i>Plastic replacement for original metal item.</i> low note, marked 'L' high note, marked 'H'	1 1	GGE165 GGE164
89	MOUNTING BRACKET	2	GGE113
90	MOUNTING BRACKETS, pair (Alternative)	1	GGE109
91	SCREW, horn attaching	4	GHF101
92	WASHER, locking	4	GHF331
93	WASHER, plain	4	GHF300
94	KIT, horn <i>Includes items 88 (both), 90-93.</i>	1	RW3113

Air Horns

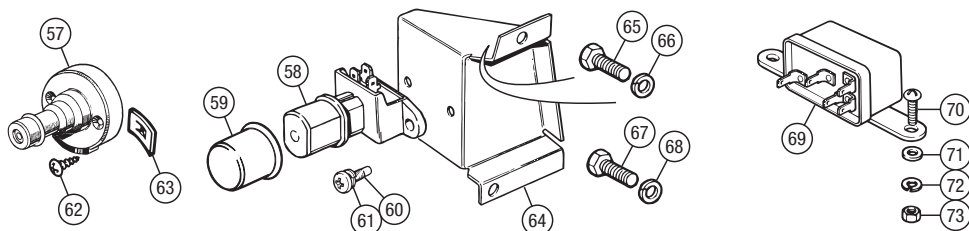
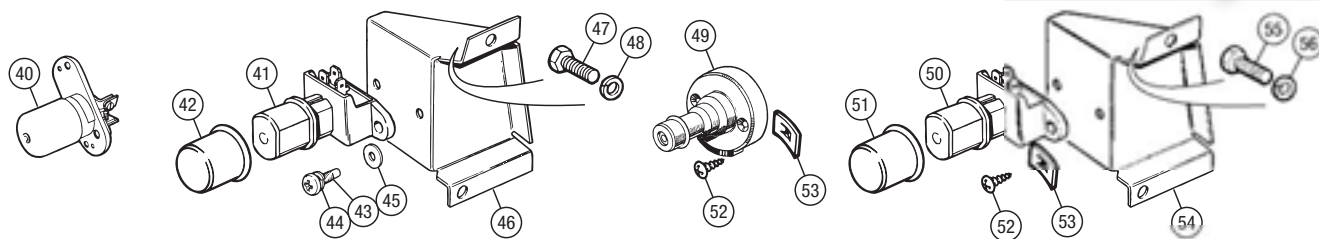

95	AIR HORN SET	1	RX1381
----	--------------	---	--------

Headlamp Control Relay Kit


96	HEADLAMP RELAY KIT; 2 relay set <i>Ideal for upgrading a standard set-up.</i> 4 relay set <i>Recommended when installing upgraded headlamps/bulbs.</i>	1 1	RR1527 RR1527-4RELAY
----	--	--------	-------------------------



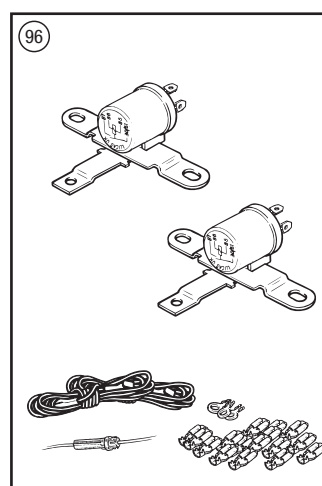
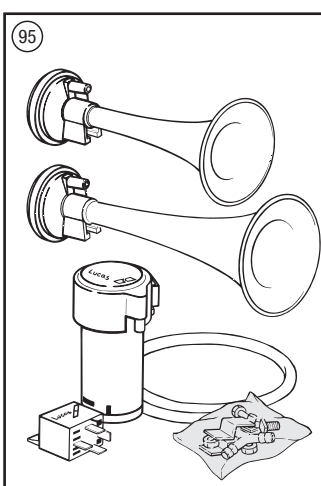
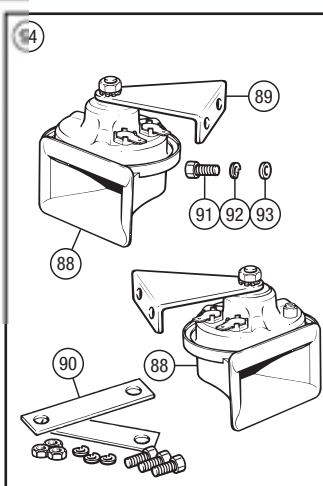
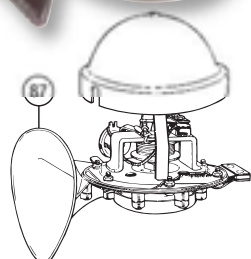
VOLTAGE STABILIZER - 128484



OVERDRIVE OVERLAY - 142169A



HORN - GGE165



No.	DESCRIPTION	QTY REQ.	PART No.
-----	-------------	----------	----------

TR5-250

Brake Switches

1	SWITCH, brake light	1	134529
2	WASHER, locking	1	GHF325
3	NUT, half, locking switch to pedal box	1	JN2111
4	SWITCH, PDWA valve warning light; <i>LH steering models</i>		
	for original brass body type	1	149971
	for cast iron body type	1	AAU1700A

See page 'Brakes' section for information on brake pressure differential actuator valves.

Flasher Units

INDICATOR FLASHER UNITS

5	FLASHER UNIT, indicators, rectangular <i>2 terminal type.</i>	1	GFU2125
6	CLIP, unit retaining, rectangular <i>Use with GFU2125.</i>	1	148621
7	FLASHER UNIT, indicators, round <i>2 terminal type. Alternative.</i>	1	GFU2204
8	CLIP, unit retaining, round <i>Use with GFU2204.</i>	1	148621
9	SCREW, self tapping	1	GHF421
10	WASHER, plain	1	WP5
11	SPIRE NUT	1	FJ2443

INDICATOR FLASHER UNIT; GERMANY

12	FLASHER UNIT, indicators	1	GFU2124
13	CLIP, unit retaining, round	1	148621
14	SCREW, self-tapping	1	AB606051
15	SPACER	1	WC106041

HAZARD WARNING FLASHER UNITS

16	FLASHER UNIT, hazard warnings, rectangular, <i>TR5 LH steering, TR250</i>	1	C28520
17	CLIP, unit retaining, rectangular	1	148621
18	SCREW, self tapping	1	GHF421
19	WASHER, locking	1	FJ2443
20	WASHER, plain	1	WP5

Fuse Box

21	FUSE BOX, 4 fuse type (Lucas 7FJ)	1	RTC440A
22	COVER, fuse box	1	RTC440AC
23	SCREW, fuse box attachment	2	WS512P
24	WASHER, locking	2	WL105001
25	WASHER, plain	2	WP5
26	FUSE, 35 amp, pack of five	1	GFS3035

Fuel Cut-Off Switch

This is a TR6 PI item which may be fitted to TR5s. The inertia switch will stop the high pressure electric fuel pump in the event of an accident and may be used to immobilise the vehicle for security.

27	SWITCH, inertia cut off	1	C41220A
28	CLIP, inertia switch retaining	1	153109
29	SCREW	2	LX6504
30	WASHER, plain	2	WP5
31	WASHER, locking	2	WL105001
32	NUT	2	HN2005

Headlamp Dip Switch

33	SWITCH (FOOT), headlamp dipping	1	RTC432A
34	RUBBER CAP, for non slip operation <i>Optional.</i>	1	C22276

RH STEERING

35	SCREW, switch to bulkhead panel	2	HU508
36	WASHER, locking	2	WL105001

LH STEERING

37	BRACKET, dip switch mounting	1	609384
38	SCREW, self tapping, switch to bracket	2	GHF425
39	SPIRE NUT	2	GHF702
40	SCREW, switch bracket to bulkhead panel	2	SH604051
41	WASHER, locking	2	GHF331

Use the following hardware to blank the screw holes in the bulkhead for the opposite hand drive car to yours:

42	SCREW, blanking bulkhead panel; RH steering	2	SH604041
	LH steering	2	HU505
43	WASHER, plain; RH steering	2	GHF300
	LH steering	2	WP5

No.	DESCRIPTION	QTY REQ.	PART No.
-----	-------------	----------	----------

Alternator Regulators

An external regulator is for use with an original equipment Lucas AC type alternator. It is not used if the car has been converted to an ACR type alternator, which has an integral regulator. Please see 'Electrical - Alternator' section for an explanation of alternator wiring systems.

44	REGULATOR, external, 4TR type 4 terminals	1	BHA4789
45	REGULATOR, external, 4TR type 3 terminals	1	GEU6609
46	SCREW, regulator attaching	2	PX505
47	WASHER, locking	2	WL105001
48	WASHER, plain	2	WP5

Relays

HAZARD WARNING RELAY; LH steering models

49	RELAY, hazard warning	1	148643
50	SCREW, relay securing	2	PX505
51	WASHER, plain	2	WP5
52	WASHER, locking	2	WL105001
53	NUT	2	HN2005

IGNITION RELAY

54	RELAY, ignition	1	142169A
55	SCREW, relay to wheelarch closing panel	2	YM506
56	WASHER, plain	2	WP5

HORN RELAY

57	RELAY, horn	1	142169A
58	SCREW, relay securing	2	PX505
59	WASHER, plain	2	WP5
60	WASHER, locking	2	WL105001
61	NUT	2	HN2005

OVERDRIVE RELAY

62	RELAY, overdrive; original	1	142169A
	alternative	1	141769A

OVERDRIVE RELAY ATTACHMENTS;

RH Steering

63	SCREW, relay securing	2	PX505
64	WASHER, plain	2	WP5
65	WASHER, locking	2	WL105001
66	NUT	2	UCN116L

OVERDRIVE RELAY ATTACHMENTS;

LH Steering

On LH steering models, the overdrive relay is attached by the screws and nuts attaching the hazard warning relay.

Reverse Light & Overdrive Inhibitor Switches

67	SWITCH; reverse light	1	BAU1074A
	overdrive inhibiting	2	BAU1074A
68	WASHER, switch adjusting	A/R	502146
69	'P' CLIP, loom to gearbox top cover	1	PCR411

Starter Solenoid

TR250

70	SOLENOID, starter (Lucas model 2ST)	1	121269
71	CAP, rubber	1	27H5576
72	SCREW, securing solenoid	2	HU503
73	WASHER, plain	4	WP5
74	WASHER, locking	2	WL105001
75	NUT	2	HN2005
76	SOLENOID, starter (Lucas model 4ST)	1	134174
77	NUT	2	516591
78	WASHER, locking	2	GHF332

Wiring Loom Connector Block

79	CONNECTOR BLOCK, loom	1	150640
80	RIVET, 'Pop' type, connector block	2	552522

No.	DESCRIPTION	QTY REQ.	PART No.
-----	-------------	----------	----------

Water & Oil Sender Units

81	TEMPERATURE TRANSMITTER, water	1	GTR108
82	OIL PRESSURE SWITCH	1	GPS117

Voltage Stabiliser

83	VOLTAGE STABILISER	1	148876A
84	SCREW, voltage stabiliser	1	YZ3103

Horn Push

85	HORN PUSH ASS'Y, Triumph medallion	1	150277
86	CLIP, 3 pronged, horn push retaining	1	204741
87	CLIP, horn push retaining, alternative	3	613766
88	BRUSH, horn contact; <i>Different length brushes are fitted according to different types of steering wheels. Please measure the brush length before ordering.</i>		
	2.6"	1	142534
	3.4"	1	142534X
89	SLIP RING, CABLE AND INSULATOR ASSEMBLY	1	608462
90	INSULATOR ONLY	1	608139

Horn

91	HORN KIT	1	RR1528
----	----------	---	--------

The above kit includes the following items:

92	HORN ASSEMBLY, low note, replacement	1	GGE165
93	HORN ASSEMBLY, high note, replacement	1	GGE164
94	BRACKET, horn attachment	2	607950
95	SCREW, horn to bumper iron	4	SH604041
96	WASHER, plain	4	WC701121
97	WASHER, locking	4	GHF331
98	NUT	4	GHF200

Air Horns

99	AIR HORN SET	1	RX1381
----	--------------	---	--------

Headlamp Control Relay Kit

The TR5 and TR250 electrical system does not include relays in the headlamp dip or main beam circuits. The omission of relays from these circuits means that the high electrical currents required to power the lamps runs through the switchgear when the lamps are used. This is contributory to the burning and subsequent failure of light switch and dip switch contact points. This situation is aggravated if the original equipment headlamps are uprated to a higher wattage or supplemented with additional lights, as this increases the current load on the existing circuit. Another benefit to the installation of operating relays is that of brighter headlamps without uprating their wattage. All TRs easily lend themselves to the installation of relays to control headlamp operating power without having to do any butchery to the wiring loom that is non reversible. It also pays back by not involuntarily melting the dip, flash or main lighting switch. The additional wiring and relays can be easily tucked out of sight so as not to inflame the wrath of the purists.

100 HEADLAMP RELAY KIT;

Includes fittings and relays (car set).

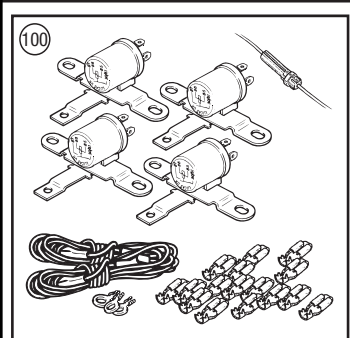
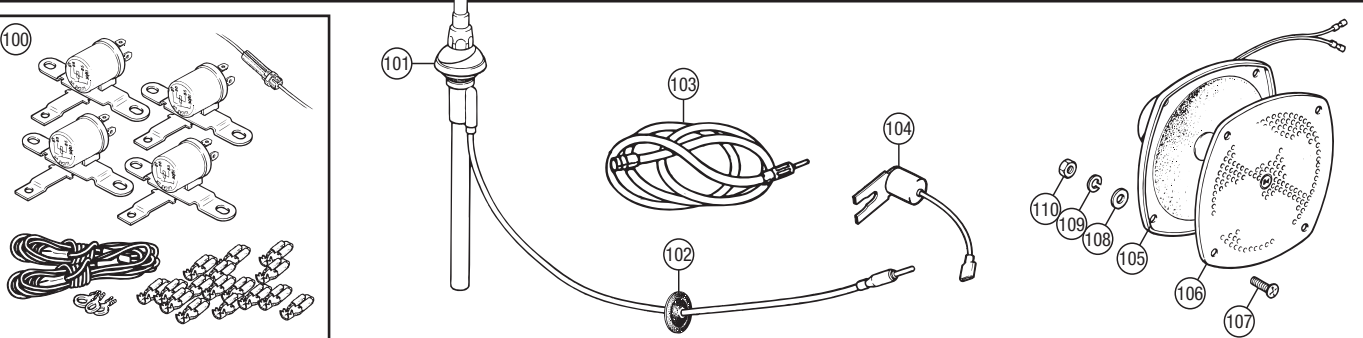
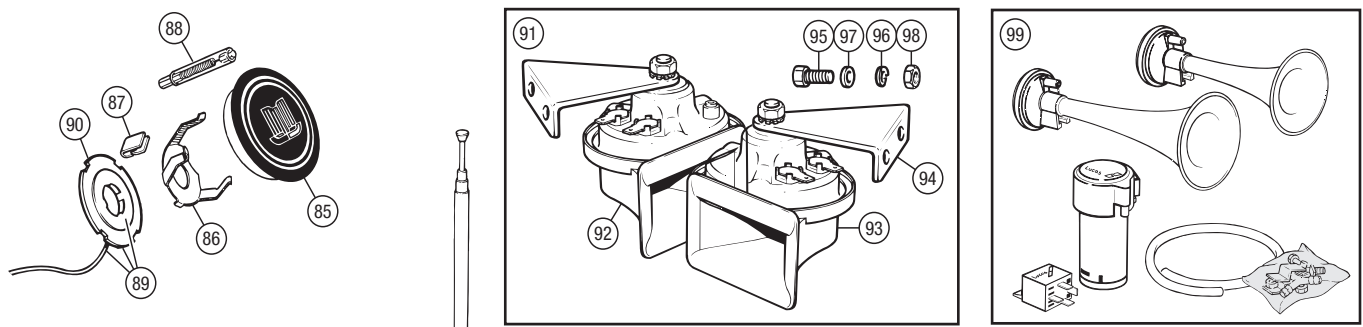
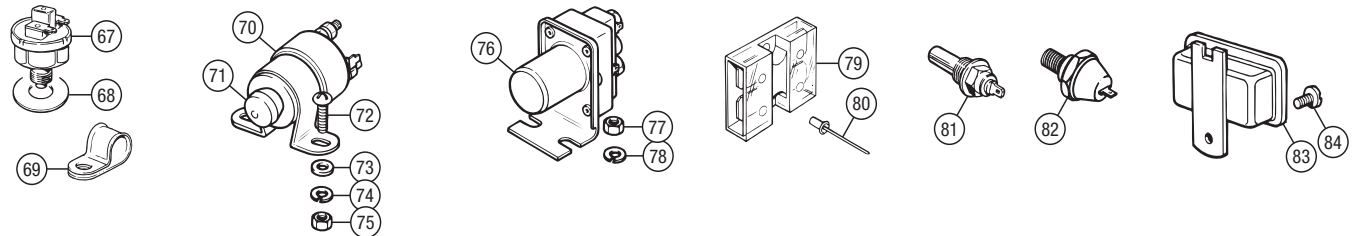
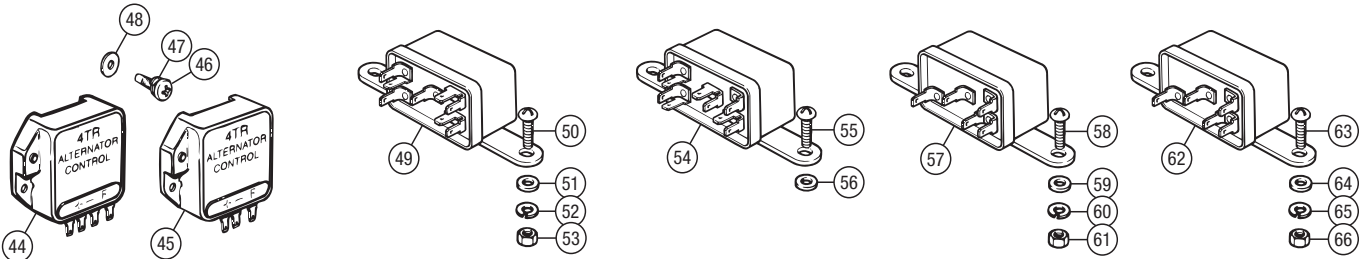
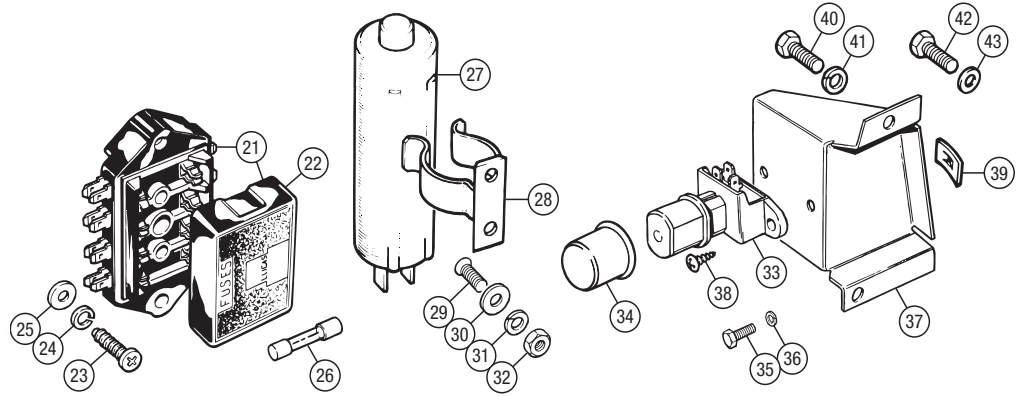
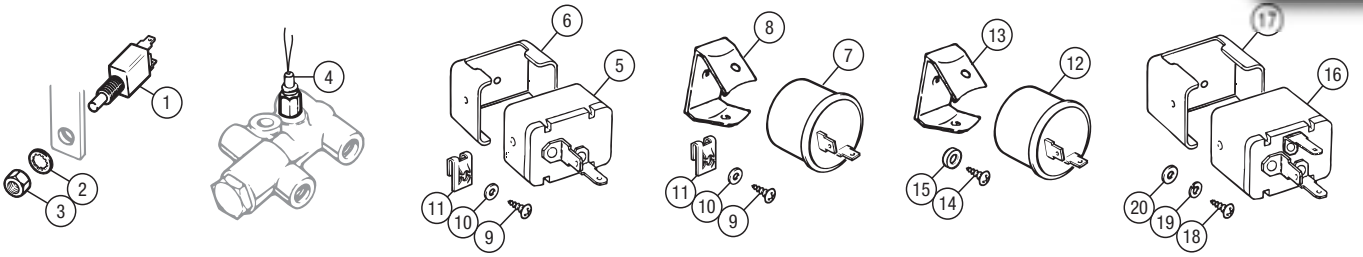
2 relay set	1	RR1527
<i>Ideal for uprating a standard set-up.</i>		
4 relay set	1	RR1527-4RELAY

Recommended when installing uprated headlamps/bulbs.

Radio Equipment

The installation of a radio in the TR5 or TR250 is a simple matter of removing the radio console mounting plate, connecting the correct wires and fitting an aerial and speakers. The only problem seems to be obtaining a suitable radio that fits the pre-formed piercing in the centre dash support console. Try an autojumble!

101	AERIAL, manual retractable	1	AJM1112
102	GROMMET	1	600396
103	EXTENSION LEAD, radio to aerial cable	1	ZKC533
104	SUPPRESSOR, radio interference; coil and/or PI petrol pump fitment	A/R	UKC2211
	alternator fitment (alternative)	A/R	579356A
105	SPEAKER, round	2	YKC2845
106	GRILLE, speaker	2	ZKC412
107	SCREW, speaker and grille attaching	8	512461
108	WASHER, plain	8	WP124
109	WASHER, locking	8	WL105001
110	NUT	8	HN2005



No.	DESCRIPTION	QTY REQ.	PART No.
-----	-------------	----------	----------

No.	DESCRIPTION	QTY REQ.	PART No.
-----	-------------	----------	----------

No.	DESCRIPTION	QTY REQ.	PART No.
-----	-------------	----------	----------

TR2-3A

Speedometer

1	SPEEDOMETER, reconditioned, exchange; MPH S628, SN6307/04 or SN6319/00 3.7:1 rear axle; miles per hour.	1	108192R
	SN6307 or SN6319 4.1:1 rear axle; miles per hour.	1	113637R
	KPH S628K, SN6307/05 or SN6319/02 3.7:1 rear axle; kilometers per hour.	1	108193R
	SN6307/09 or SN6319/03 4.1:1 rear axle; kilometers per hour.	1	113632R
2	DOMED GLASS, large	1	502268
	GASKET, glass	1	502268G
3	BULB HOLDER; speedometer illumination	2	70066
	warning lamp, headlamp high beam	1	70066
	Part of wiring loom.		
4	BULB, speedometer illumination and warning lamp	3	GLB987
5	KNURLED NUT, large; brass (for 5mm studs)	2	MM361-020
	aluminium (for 4mm studs)	2	HMP290046
6	CABLE, speedometer; RHD; 84" long - all	1	504611
	LHD non-overdrive; 69" long	1	GSD169
	LHD overdrive; 96" long	1	504609
7	CLIP, cable to dash	A/R	PCR507
8	SCREW, clip	A/R	GHF425
9	GROMMET, cable	1	600395
10	CLIP, cable to chassis	1	59191

Tachometer

11	TACHOMETER, reconditioned, exchange RC163, RN1402/09 or RN1411/00	1	106970R
12	DOMED GLASS, large	1	502268
	GASKET, glass	1	502268G
13	BULB HOLDER, tachometer illumination	2	70066
14	BULB, tachometer illumination"	2	GLB987
15	KNURLED NUT, large; brass (for 5mm studs)	2	MM361-020
	aluminium (for 4mm studs)	2	HMP290046
16	GROMMET, cable	1	600395
17	CABLE, tachometer RHD; 51" long	1	GSD113
	LHD; 36" long	1	504619

Small Instruments

18	TEMPERATURE GAUGE; scale in fahrenheit (51-312-561-03 or TL2561/03), new	1	106965
	reconditioned, exchange	1	106965R
	scale in centigrade (RT70 or TL2561/01), new	1	110895
	reconditioned, exchange	1	110895R
19	GROMMET	1	600395
20	CLIP, tube to fascia stays	2	PCR307
21	CLIP, tube to fuel pipe	2	138892
22	KNURLED NUT	8	17H932
23	FUEL GAUGE (PG163 or FG2530/20), reconditioned, exchange	1	106964R
24	OIL PRESSURE GAUGE; scale in lbs./sq. in. (X8051612 or PL2561/00), reconditioned, exchange	1	106966R
	scale in kg/sq. cm. (X8051613 or PL2561/01), reconditioned, exchange	1	110896R
25	RIGID PIPE ASSEMBLY, oil pressure gauge to bulkhead	1	202973
	FLEXIBLE PIPE ASSEMBLY, metal braided bulkhead to engine pipe	1	102238
	NYLON PIPE ASSEMBLY, oil pressure gauge to engine pipe	1	138308
	Replacement for rigid pipe and flexible pipe listed above.		
26	WASHER, leather, pipe to gauge	1	54902
27	CLIP, oil pressure pipe to bulkhead	2	59380
28	AMMETER, reconditioned, exchange; Lucas 36174B Screw-on terminals.	1	106967R
	Lucas 36264A/D Lucar terminals.	1	125111R
29	DOMED GLASS	4	502269
30	BULB HOLDER, auxiliary instrument panel illumination	2	70066
31	BULB, auxiliary instrument illumination	2	GLB987

INSTRUMENTS
Although we offer some
availability of reconditioned
instruments, most are
'customers own units'.
Please contact us for
details.



PANEL LIGHT SWITCH
- 2H4841

Dash Switches & Warning Lamps

32	SIDE & HEADLAMP SWITCH	1	125245
33	KNOB, side & headlamp switch	1	106685
34	PANEL LIGHT SWITCH, pull type	1	2H4841
35	KNOB	1	107680
36	PANEL LIGHT RHEOSTAT SWITCH	1	TKC3936
37	KNOB	1	125677
38	STARTER SWITCH	1	501777
39	KNOB	1	109311
40	WINDSCREEN WIPER SWITCH Single speed.	1	2H4841
41	KNOB	1	106689

The original wiper switch for the optional two-speed system is, at time of writing, not available. The following two alternative switches are replacement items from other applications, and will require Lucar (spade) connectors being fitted to the wiring harness before they can be connected.

	WINDSCREEN WIPER SWITCH, two speed; replacement barrel switch ('push-pull')	1	1H9077
	alternative toggle switch	1	BCA4294
42	IGNITION SWITCH BODY	1	107936
43	BEZEL	1	107937
44	BARREL, with key	1	24G1345



IGNITION WARNING
LAMP - 501347

45	IGNITION WARNING LAMP, red	1	501347
46	BULB HOLDER ASS'Y, warning lamp	1	502342
47	BULB, ignition warning lamp	1	GLB987
48	FLASHER WARNING LAMP; amber, TR2, TR3, early TR3A green, Late TR3A	1	501348
		1	128378
49	BULB HOLDER ASS'Y, warning lamp	1	502342
50	BULB, flasher warning lamp	1	GLB987
51	SWITCH, overdrive, push-pull TR2 to TS6265 Can also be used to replace later switch no. 53.	1	BHA4280
52	KNOB, overdrive switch TR2 to TS6265	1	108437
53	SWITCH, overdrive, egg-shaped TR2 from TS6266, TR3, TR3A	1	112474
	SWITCH MECHANISM ONLY TR2 from TS6266, TR3, TR3A	1	109122

Choke Cable

54	CHOKE CABLE, inner and outer ass'y	1	400627
55	KNOB	1	107764
56	GROMMET, on cable	1	61917
57	CLIP, choke cable to bulkhead	1	33084

Heater Switch & Knobs

58	HEATER FAN RHEOSTAT SWITCH; screw-on terminals and screw-fitted knob	1	101622
	spring loaded stud-fitted knob	1	509848
	Lucar terminals and spring loaded stud-fitted knob	1	57H5260
59	KNOB; retained by spring loaded stud	1	509735
	retained by screw (Alternative)	1	500513
60	SCREW, knob retaining	1	500513S



ALTERNATIVE DIP
SWITCH ASSEMBLY -
RTC432A

Headlamp Dip Switch

61	DIP SWITCH ASS'Y, oblong base, screw-on terminals TR2, TR3, TR3A to TS60000	1	11G2007
62	DIP SWITCH ASS'Y, round base, Lucar terminals TR3A from TS60001	1	502087A
63	DIP SWITCH ASS'Y, square base, Lucar terminals	1	RTC432A
	Alternative for nos. 61 or 62.		
64	RUBBER CAP, dip switch Fits switch nos. 62 or 63; for non slip operation.	1	C22276

For dip switch mounting details see 'Electrical Misc - 4 Cylinder'.

Dash Knob Sets

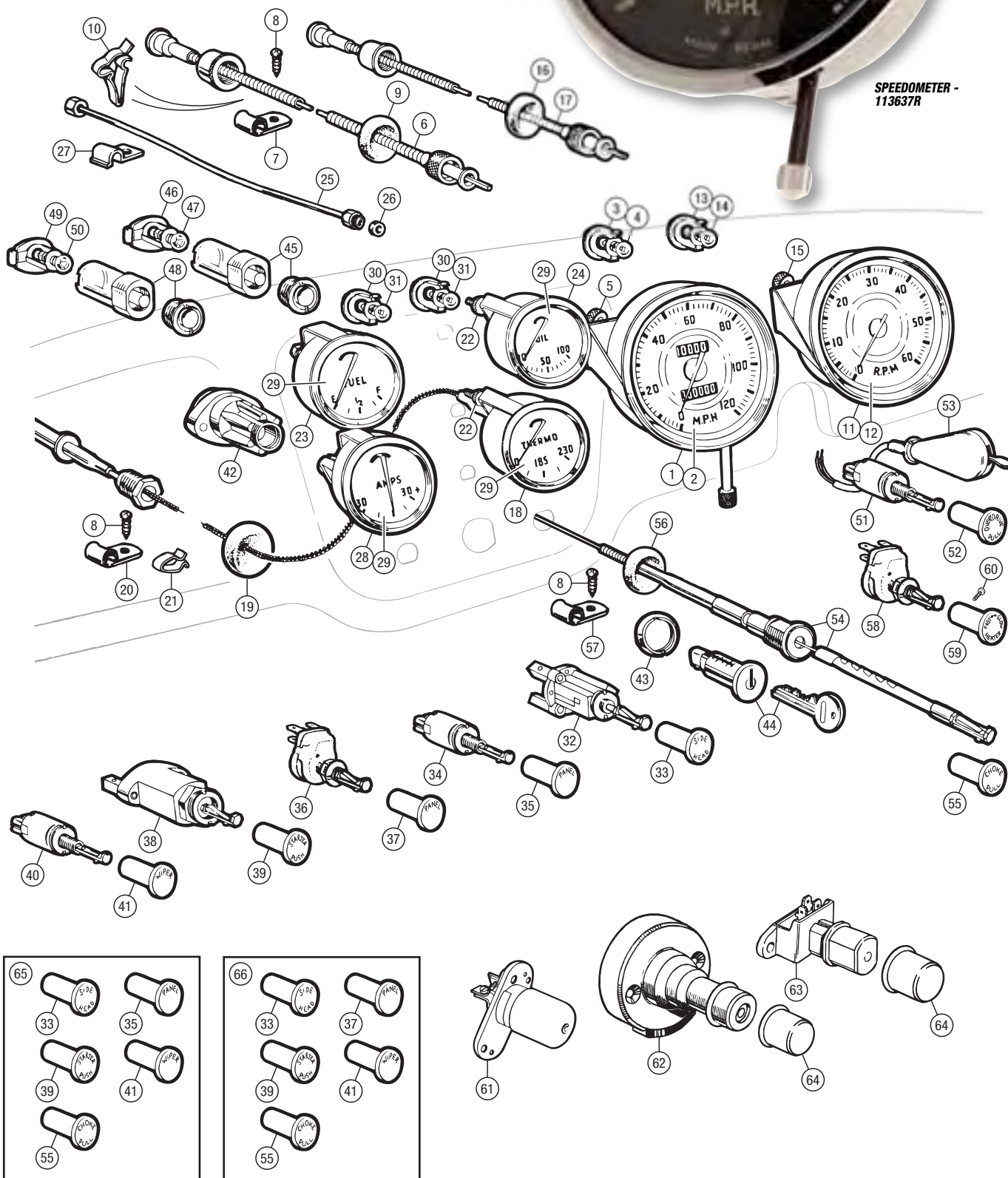
TR2, TR3, early TR3A		
65	DASH KNOB SET	1 GKS6001X
The following parts are included:		
33	KNOB, side & headlamp switch	1 106685
35	KNOB, panel light switch	1 107680
39	KNOB, starter switch	1 109311
41	KNOB, wiper switch	1 106689
55	KNOB, choke cable	1 107764
Late TR3A		
66	DASH KNOB SET	1 GKS6002X
The following parts are included:		
33	KNOB, side & headlamp switch	1 106685
37	KNOB, panel light switch	1 125677
39	KNOB, starter switch	1 109311
41	KNOB, wiper switch	1 106689
55	KNOB, choke cable	1 107764

-	WASHER, rubber, fitted in knob Use when knob is a loose fit.	A/R	59445
---	---	-----	-------





SPEEDOMETER - 113637R



No.	DESCRIPTION	QTY REQ.	PART No.
-----	-------------	----------	----------

TR4-4A

Speedometer & Tachometer

Detailed identification of the speedometer and tachometer can be made by reading the Smith's number (SN or RN nos.) on the face. Some speedometer recalibration may now be necessary, depending on the equipment fitted to the car, and is a service available from us - please phone for details.

TR4 to CT15053 (RHD) & CT11307 (LHD)

1	SPEEDOMETER, reconditioned, exchange;		
	'MPH' (SN6313/09)	1	208062R
	3.7:1 rear axle, 6.95 x 15 tyres, miles per hour.		
	'KPH' (SN6313/10)	1	208063R
	3.7:1 rear axle, 6.95 x 15 tyres, kilometers per hour.		
	'MPH' (SN6313/11)	1	208066R
	4.1:1 rear axle, 6.95 x 15 tyres, miles per hour.		
	'KPH' (SN6313/12)	1	208067R
	4.1:1 rear axle, 6.95 x 15 tyres, kilometers per hour.		
	'MPH' (SN6313/19)	1	208655R
	3.7:1 rear axle, 165 x 15 tyres, miles per hour.		
	'KPH' (SN6313/20)	1	208656R
	3.7:1 rear axle, 165 x 15 tyres, kilometers per hour.		
	'MPH' (SN6313/17)	1	208657R
	4.1:1 rear axle, 165 x 15 tyres, miles per hour.		
	'KPH' (SN6313/18)	1	208658R
	4.1:1 rear axle, 165 x 15 tyres, kilometers per hour.		

TR4 from CT15054 (RHD) & CT11308 (LHD); TR4A

1	SPEEDOMETER; reconditioned, exchange		
	'MPH' (SN6325/00A)	1	209182R
	3.7:1 rear axle, 6.95 x 15 tyres, miles per hour.		
	'KPH' (SN6325/01A)	1	209183R
	3.7:1 rear axle, 6.95 x 15 tyres, kilometers per hour.		
	'MPH' (SN6325/06)	1	209184R
	4.1:1 rear axle, 6.95 x 15 tyres, miles per hour.		
	'KPH' (SN6325/07)	1	209185R
	4.1:1 rear axle, 6.95 x 15 tyres, kilometers per hour.		
	'MPH' (SN6325/02A)	1	209188R
	3.7:1 rear axle, 165 x 15 tyres, miles per hour.		
	'KPH' (SN6325/03A)	1	209189R
	3.7:1 rear axle, 165 x 15 tyres, kilometers per hour.		
	'MPH' (SN6325/08)	1	209186R
	4.1:1 rear axle, 165 x 15 tyres, miles per hour.		
	'KPH' (SN6325/09)	1	209187R
	4.1:1 rear axle, 165 x 15 tyres, kilometers per hour.		
2	TRIP, flexible	1	503465
3	CABLE, speedometer;		
	RHD standard gearbox; 78" long	1	GSD141
	LHD standard gearbox; 69" long	1	GSD169
	all models with overdrive; 69" long	1	GSD169
4	GROMMET, cable	2	600396
	ANGLE DRIVE, speedometer cable to gearbox, TR4A	1	120694
6	CLIP, cable to bulkhead or side valance	1	PCR507
7	SCREW, clip	1	GHF425
8	TACHOMETER, reconditioned, exchange;		
	(RN1409/02)	1	208090R
	TR4 to CT15053 (RHD) and CT11307 (LHD).		
	(RN1417/00)	1	209194R
	TR4 from CT15054 (RHD) and CT11308 (LHD); TR4A.		
9	CABLE, rev counter;		
	RHD; 48" long	1	GSD111
	LHD; 36" long	1	504619
10	CLIP, cable to battery carrier hook	1	AEU1581A
11	GLASS;		
	domed, large	2	502268
	TR4 to CT15053 (RHD) and CT11307 (LHD).		
	flat, large	2	502268F
	TR4 from CT15054 (RHD) and CT11308 (LHD); TR4A.		
	GASKET, glass	2	502268G
12	BULB HOLDER, illumination & high beam	3	508139
13	BULB, illumination & high beam and warning lamp	3	GLB987
14	KNURLED NUT	4	HMP290046

INSTRUMENTS
Although we offer some availability of reconditioned instruments, most are 'customers own units'. Please contact us for details.

No.	DESCRIPTION	QTY REQ.	PART No.
-----	-------------	----------	----------

Small Instruments

TR4 to CT15053 (RHD) & CT11307 (LHD)

15	TEMPERATURE GAUGE, reconditioned, exchange;		
	(BT2300/00) Scale in Fahrenheit	1	131060R
	(BT2300/01) Scale in Centigrade	1	131061R
16	OIL PRESSURE GAUGE, reconditioned, exchange;		
	(PL2561/00) Scale in lbs./sq. in.	1	106966R
	(PL2561/01) Scale in Kg./sq. cm.	1	110896R

TR4 from CT15054 (RHD) & CT11308 (LHD); TR4A

15	TEMPERATURE GAUGE, reconditioned, exchange;		
	(BT2203/00) Scale in Fahrenheit	1	133124R
	TR4 from CT15054 (RHD) & CT11308 (LHD); TR4A to CTC62636.		
	(BT2203/01) Scale in Centigrade	1	133119R
	TR4 from CT15054 (RHD) & CT11308 (LHD); TR4A to CTC62636.		
	(BT2203/03),	1	145594R
	C-N-H legend; TR4A from CTC62637.		
16	OIL PRESSURE GAUGE, reconditioned, exchange;		
	(PL2302/22) Scale in lbs./sq. in.	1	133120R
	(PL2302/23) Scale in Kg./sq. cm.	1	133121R

17	TEMPERATURE TRANSMITTER	1	GTR104
18	WASHER, leather, pipe to gauge	1	54902
19	FLEXIBLE PIPE ASSEMBLY, braided, metal, bulkhead to engine pipe	1	102238
	Early TR4.		
20	RIGID PIPE ASSEMBLY, oil pressure gauge to bulkhead	1	202973
	Early TR4.		
21	NYLON PIPE ASSEMBLY, oil pressure gauge to engine pipe	1	138308
	Later TR4, TR4A.		
	The nylon pipe may be used to replace the earlier two-pipe layout.		
22	GROMMET	1	600395
23	CLIP, pipe to bulkhead	2	59380
24	FUEL GAUGE, reconditioned, exchange;		
	(BF2301/00),	1	130539R
	TR4 to CT15053 (RHD) & CT11307 (LHD).		
	(BF2206/00)	1	133118R
	TR4 from CT15054 (RHD) & CT11308 (LHD); TR4A.		
25	AMMETER, reconditioned, exchange;		
	(Lucas 36264A/D),	1	125111R
	TR4 to CT15053 (RHD) & CT11307 (LHD).		
	(Lucas 36313B)	1	133117R
	TR4 from CT15054 (RHD) & CT11308 (LHD); TR4A.		
26	BULB HOLDER, illumination lamp, auxiliary gauges	4	508139
27	BULB, auxiliary gauge illumination	4	GLB987
28	BRACKET, ammeter;		
	metal fascia TR4	1	136643
	veneered fascia TR4, TR4A	1	136642
29	GLASS;		
	domed	4	502269
	TR4 to CT15053 (RHD) & CT11307 (LHD).		
	flat	4	502269F
	TR4 from CT15054 (RHD) & CT11308 (LHD); TR4A.		
30	KNURLED NUT	4	17H932
31	VOLTAGE STABILIZER	1	128484
32	SCREW, voltage stabilizer attachment	1	YZ3404
33	SPIRE CLIP	1	GHF712

IGNITION SWITCH
ASSEMBLY - 127651



Dash Switches & Warning Lamps

34	IGNITION SWITCH ASSEMBLY	1	127651
35	NUT	1	510369
36	WASHER	1	128087
37	BEZEL	1	609793
38	LOCK BARREL, with key	1	2461345
39	STEERING LOCK & IGNITION SWITCH, Germany;		
	Nieman manufacture	1	132135
	Waso manufacture	1	2190611
40	WIPER SWITCH, single speed, TR4	1	BHA4280

41	KNOB, wiper switch, TR4	1	704875
42	BEZEL, TR4	1	609933
43	WIPER SWITCH, two speed, TR4 (optional), TR4A	1	BCA4294
44	KNOB, wiper switch TR4 (optional), TR4A.	1	704875
45	BEZEL TR4 (optional), TR4A.	1	609792
46	PUMP, screen washer	1	609173
47	SPACER	1	609526
48	BEZEL	1	609919
49	KNOB, screen wash	1	609946
50	SWITCH, side and headlamps, TR4; original push/pull type	1	131812
	replacement toggle type	1	BCA4294
51	KNOB, side and headlamps, TR4;	1	704885
52	BEZEL	1	609792
53	RHEOSTAT, panel illumination	1	TKC3936
54	NUT	1	510368
55	BEZEL	1	609792
56	KNOB, rheostat	1	704879
57	FLASHER WARNING LAMP, green	1	128378
58	IGNITION WARNING LAMP, red	1	501347
59	BULB	2	GLB987
60	BULB HOLDER, warning lamps	2	502342

Choke Cable

61	CHOKE CABLE ASSEMBLY;		
	with H6 or HS6 carburetters	1	401458
	with Stromberg carburetters	1	401900-1
62	KNOB, choke cable	1	704873
63	GROMMET, in bulkhead	1	61917

Heater Switch & Knob

64	SWITCH, heater fan	1	2H4841
65	BEZEL, fan switch	1	609933
66	KNOB, for heater fan	1	704883
67	KNOB, heater, air distribution	1	704881
68	KNOB, heater valve	1	704884

For other, non-electrical, heater controls please see 'Heater TR4 - 5'.

Column Switches

69	LIGHTING SWITCH, TR4A;		
	RHD	1	142579
	LHD	1	159358
70	INDICATOR SWITCH	1	158966
71	SWITCH, overdrive;		
	chrome stalk, RHD, TR4	1	132424
	chrome stalk, LHD, TR4	1	132423
	chrome stalk, RHD, TR4A	1	139793
	chrome stalk, LHD, TR4A	1	139794
	black stalk, RHD, (Alternative)	1	147280
	black stalk, LHD, (Alternative)	1	147281
	BEZEL NUT, overdrive switch attaching	1	609792
	WASHER, locking, overdrive switch	1	WN715
72	SCREW, switch attachment	1	TP402
73	WASHER, shakeproof	1	WE604

Headlamp Dip Switch

74	DIP SWITCH ASS'Y, round base	1	502087A
	Early TR4.		
75	DIP SWITCH ASS'Y, square base	1	RTC432A
	Late TR4, TR4A; alternative for early TR4.		
76	RUBBER CAP, dip switch	1	C22276

For non-slip operation.

For dip switch mounting details see 'Electrical Misc - 4 Cylinder'

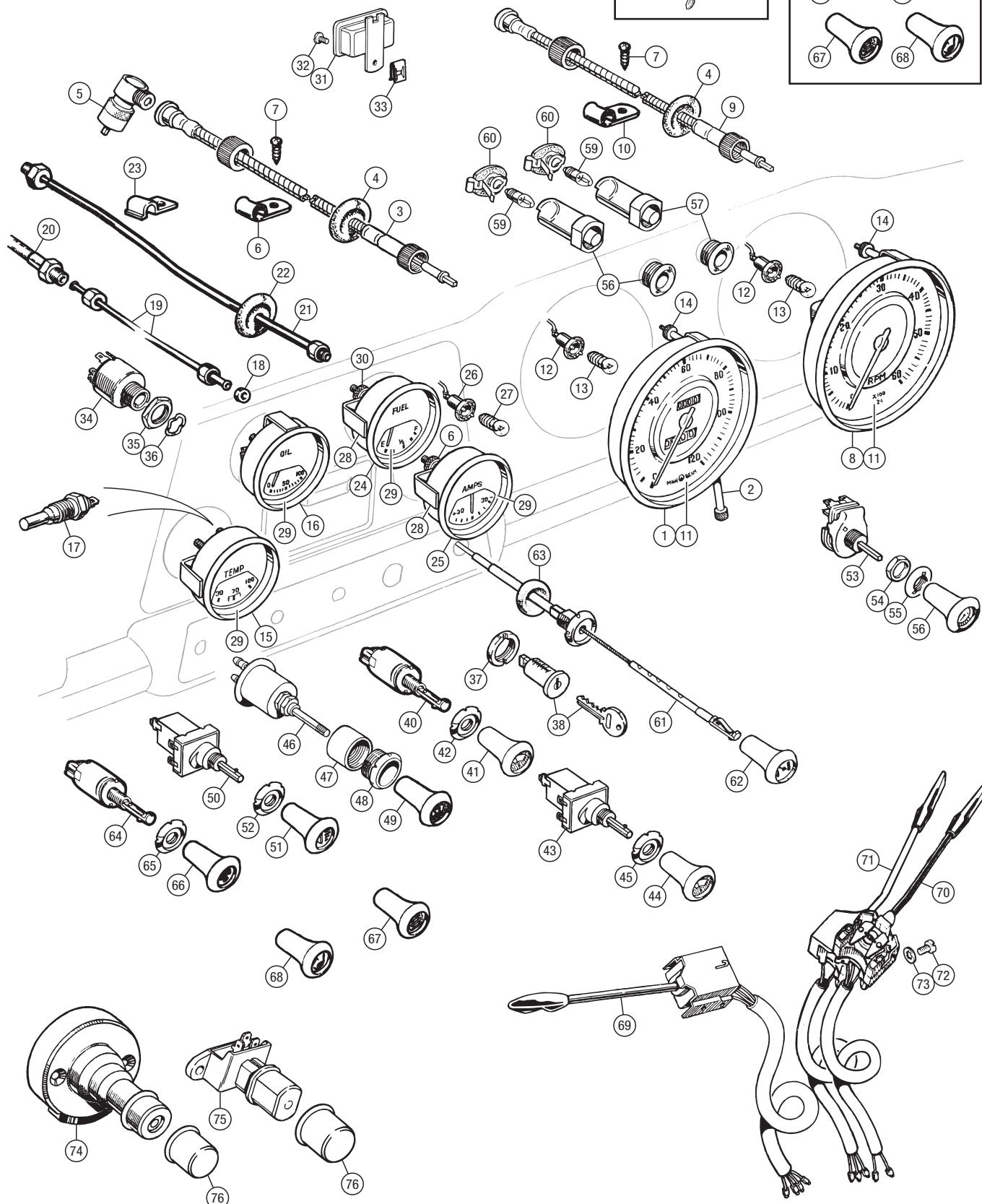
Dash Knob Set

77	DASH KNOB SET	1	RF4049
	Includes 44, 49, 51, 56, 62, 66, 67, 68.		
	WASHER, rubber, fitted in knob	A/R	59445
	Use when knob is a loose fit.		



BULB HOLDER - 508139

BULB - GLB987



No.	DESCRIPTION	QTY REQ.	PART No.
-----	-------------	----------	----------

TR5-250**Speedometer**

INSTRUMENTS
Although we offer some availability of reconditioned instruments, most are 'customers own units'. Please contact us for details.

1	SPEEDOMETER, reconditioned, exchange; <i>TR5, MPH (SN6409/06) 3.45:1 rear axle; miles per hour.</i>	1	214427R
	<i>TR5, KPH (SN6409/07) 3.45:1 rear axle; kilometers per hour.</i>	1	214428R
	<i>TR250, MPH (SN6409/10) 3.7:1 rear axle; miles per hour.</i>	1	214431R
	<i>TR250 alternative, KPH, (SN6409/11) 3.7:1 rear axle; kilometers per hour.</i>	1	214432R
-	SPEEDOMETER, facia only, <i>TR5, KPH (SN6409/07) 3.45:1 rear axle; kilometers per hour.</i>	1	214428ZB
2	NUT, thumb	2	HMP290046
3	WASHER, shakeproof	2	WM704001
4	STRAP, instrument retaining	2	620847
5	BULB HOLDER, instrument illumination	2	508139
6	BULB, 2.2 watt, instrument illumination	1	GLB987
7	BULB, 2.2 watt, high beam and indicator warning lights	1	GLB987
8	CABLE, trip meter reset, speedometer	1	159738
9	VOLTAGE STABILIZER	1	148876A
10	SCREW, stabilizer to instrument	1	YZ3103
11	SPEEDOMETER CABLE; 69", RH steering with overdrive	1	GSD169
	66", RH steering without overdrive	1	GSD114
	69", LH steering - all	1	GSD169
<i>The 69" long speedometer cable is actually the one preferred for RH steering cars as it allows that little extra length when routing. Remember all cables must be securely clipped to prevent chaffing or snagging.</i>			
12	GROMMET, speedometer cable	2	600396
13	CLIP, cable to chassis	1	551490
14	CLEAT, securing cable	1	BMK1900
15	DRIVE, angled	1	120694

SPEEDOMETER RECALIBRATION

To have a speedometer recalibrated the following little exercise is all you require to do to supply the information we need.

- 1 Disconnect Flexible Drive from instrument end.
- 2 Jack up 1 (one) driving wheel. *(Do not jack up both driving wheels!)*
- 3 Mark tyre with chalk line, masking tape, or similar.
- 4 Mark body or chassis with a line corresponding to the line on the tyre.
- 5 Turn driving wheel exactly 20 times whilst an assistant counts the number of turns the inner speedometer cable makes, to the nearest 1/8 of a turn. (To facilitate ease of counting a cardboard arrow can be made and pressed into the end of the inner cable.)
- 6 Note make and size of driving wheel tyre.

You need to know:

- a) Number of turns of inner cable for 20 turns of drive wheel.
- b) Make and size of drive wheel tyre.
- c) Make and part number of speedometer (on instrument face).

Note: Please also ensure that you tell us if the vehicle has a limited slip differential fitted.

Tachometer

16	TACHOMETER (RN2413/00A), reconditioned, exchange	1	214263R
17	NUT, thumb, instrument retaining	2	HMP290046
18	WASHER, shakeproof	2	WM704001
19	STRAP, instrument retaining	2	620847
20	BULB HOLDER, instrument illumination	2	508139
21	BULB, 2.2 watt, instrument illumination	1	GLB987
22	BULB, 2.2 watt, ignition and oil pressure warning lights	1	GLB987
23	TACHOMETER CABLE; 42", RH steering	1	144370
	48", (easier to fit), RH steering	1	UKC2873
	33", LH steering	1	148704
	36", (easier to fit), LH steering	1	UKC2873S
24	GROMMET, tachometer cable	1	600396
25	CLEAT, securing cable; original larger	1	BMK1900
		1	240431A

No.	DESCRIPTION	QTY REQ.	PART No.
-----	-------------	----------	----------

Small Instruments

26	TEMPERATURE GAUGE (BT2215/00); <i>Scale in centigrade.</i>	1	147963
	new	1	147963R
	reconditioned, exchange	1	147963R
27	NUT, thumb, instrument retaining	1	HMP290046
28	WASHER, shakeproof	1	WM704001
29	STRAP, instrument retaining	1	AJH5187
30	BULB HOLDER, instrument illumination	2	507799
31	BULB, 2.2 watt, instrument illumination	1	GLB987
32	SENDER UNIT, water temperature <i>Screwed into thermostat and water pump housing.</i>	1	GTR108
33	OIL PRESSURE GAUGE, (PL2302/33), <i>Scale in lbs. and kilos.</i>	1	147960R
	reconditioned, exchange	1	147960R
34	NUT, thumb, instrument retaining	1	HMP290046
35	WASHER, shakeproof	1	WM704001
36	STRAP, instrument retaining	1	AJH5187
37	BULB HOLDER, instrument illumination	1	507799
38	BULB, 2.2 watt, instrument illumination	1	GLB987
39	PIPE, nylon, oil pressure, engine to gauge; <i>TR5</i>	1	149867
	<i>TR250</i>	1	138308
40	ADAPTOR, oil pressure pipe to engine	1	143943
41	WASHER, leather, sealing pipe to gauge	1	54902
42	GROMMET, oil pressure pipe	1	600395
43	CLIP, securing pipe to bulkhead	1	59380
44	SCREW, self tapping, retaining clip	1	YM506
45	OIL PRESSURE SWITCH	1	GPS117
46	FUEL GAUGE (BF2221/00), reconditioned, exchange	1	147961R
47	NUT, thumb, instrument retaining	1	HMP290046
48	WASHER, shakeproof	1	WM704001
49	STRAP, instrument retaining	1	AJH5187
50	BULB HOLDER, instrument illumination	1	507799
51	BULB, 2.2 watt, instrument illumination	1	GLB987
52	AMMETER (Lucas 36427), reconditioned, exchange	1	151272R
53	NUT, thumb, instrument retaining	1	HMP290046
54	WASHER, shakeproof	1	WM704001
55	STRAP, instrument retaining	1	AJH5187
56	BULB HOLDER, instrument illumination	1	507799
57	BULB, 2.2 watt, instrument illumination	1	GLB987

Dash Switches & Warning Lamps

58	SWITCH, rheostat, illumination lights <i>Includes washer and nut.</i>	1	TKC3936
59	WASHER, locking	1	128088
60	NUT, switch to bracket	1	510368
61	BEZEL, <i>Early TR5, TR250</i>	1	609792
62	BEZEL, <i>Late TR5, TR250</i>	1	510368
63	WASHER	1	59445
64	KNOB, instrument light rheostat, pictorial	1	621726E
65	BRACKET, switch to dash rear	1	621794
66	SCREW, wood, bracket to dash rear	2	511668
67	SWITCH, rocker, windscreen wiper, 3 terminal, Clear Hooters	1	148410
68	SWITCH, rocker, windscreen washer, Clear Hooters	1	158452
69	ESCUTCHEON, rocker switch, Clear Hooters switches	2	148437
70	PLATE, switch to dash, Clear Hooters switches	2	621827
71	SCREW, wood, plate to dash rear	4	511668

LH STEERING

72	SWITCH, rocker, hazard flashers, Lucas no. 35857A	1	156044
73	PLATE, switch to dash, Lucas switches	1	622280
74	SCREW, wood, plate to dash rear	4	511668
75	WARNING LAMP, hazard flasher	1	148830
76	WARNING LAMP, brake PDWA	1	148830
77	BULB HOLDER, warning lamp illumination	2	508139
78	BULB, 2.2 watt, warning lamps	2	GLB987

No.	DESCRIPTION	QTY REQ.	PART No.
-----	-------------	----------	----------

Ignition Switches & Locks

For the full details on steering locks see 'Steering' section.

79	SWITCH, ignition and starter	1	127651
80	NUT, ignition switch	1	510369
81	WASHER, waved	1	128087
82	BEZEL, ignition switch	1	609793
83	LOCK BARREL, with 2 keys	1	2461345
84	STEERING LOCK & IGNITION SWITCH; <i>If steering lock is fitted.</i>	1	132135
	Neiman manufacture	1	132135
	Waso manufacture	1	2190611

For added security the lock and switch was attached with a circular clamp which meant one had to remove the steering column assembly to release it!!!!

Choke Cable

85	CHOKE CABLE ASSEMBLY, with pictorial type knob; <i>TR5</i>	1	214888
	<i>TR250</i>	1	214672
86	BEZEL, on choke cable	1	146987
87	WASHER, shakeproof	1	GHF325
88	NUT, locking	1	515789
89	KNOB, choke, pictorial type	1	712907
90	KNOB, choke, script type <i>Later TR6 alternative.</i>	1	725373
91	GROMMET, cable through bulkhead	1	61917
92	CLIP, outer cable to metering unit, <i>TR5</i>	1	1517001CLIP
93	CLEAT, 'fir tree type', choke cable	1	240431A

Heater Switch & Knobs

94	SWITCH, heater fan, pull type	1	131812
95	BEZEL, for heater switch	1	609792
96	WASHER, under knob	1	128089
97	KNOB, heater fan, pictorial type	1	712911
98	KNOB, heater fan, script type <i>Later TR6 alternative.</i>	1	725371
99	SWITCH, heater fan, toggle type <i>Alternative.</i>	1	BCA4294
100	KNOB, air distribution, pictorial type	1	712909
101	KNOB, air distribution, script type <i>Later TR6 alternative.</i>	1	725370
102	KNOB, heater control, pictorial type	1	712903
103	KNOB, heater control, script type <i>Later TR6 alternative.</i>	1	725372

For heater assembly and controls see 'Heater' section

Column Switches

104	SWITCH ASSEMBLY, lighting, 3 position; RH steering	1	142579
	LH steering	1	159358
105	SWITCH ASSEMBLY, indicator	1	147277
106	SCREW, switch attaching	4	TP402
107	WASHER, shakeproof	4	WE604
108	SWITCH, overdrive; RH steering	1	147280
	LH steering	1	147281
109	WASHER, shakeproof, internal	1	WN715
110	BEZEL NUT, overdrive switch	1	609792

Refer to 'Steering' section for column escutcheon and labels.

Headlamp Dip Switch

111	DIP SWITCH ASSEMBLY, floor mounted	1	RTC432A
112	RUBBER CAP, dip switch	1	C22276

For mounting details of the dip switch see 'Electrical - Switches, Relays' etc section.

Dash Knob Set

113	DASH KNOB SET	1	RF4050
-----	---------------	---	--------

The set includes items:

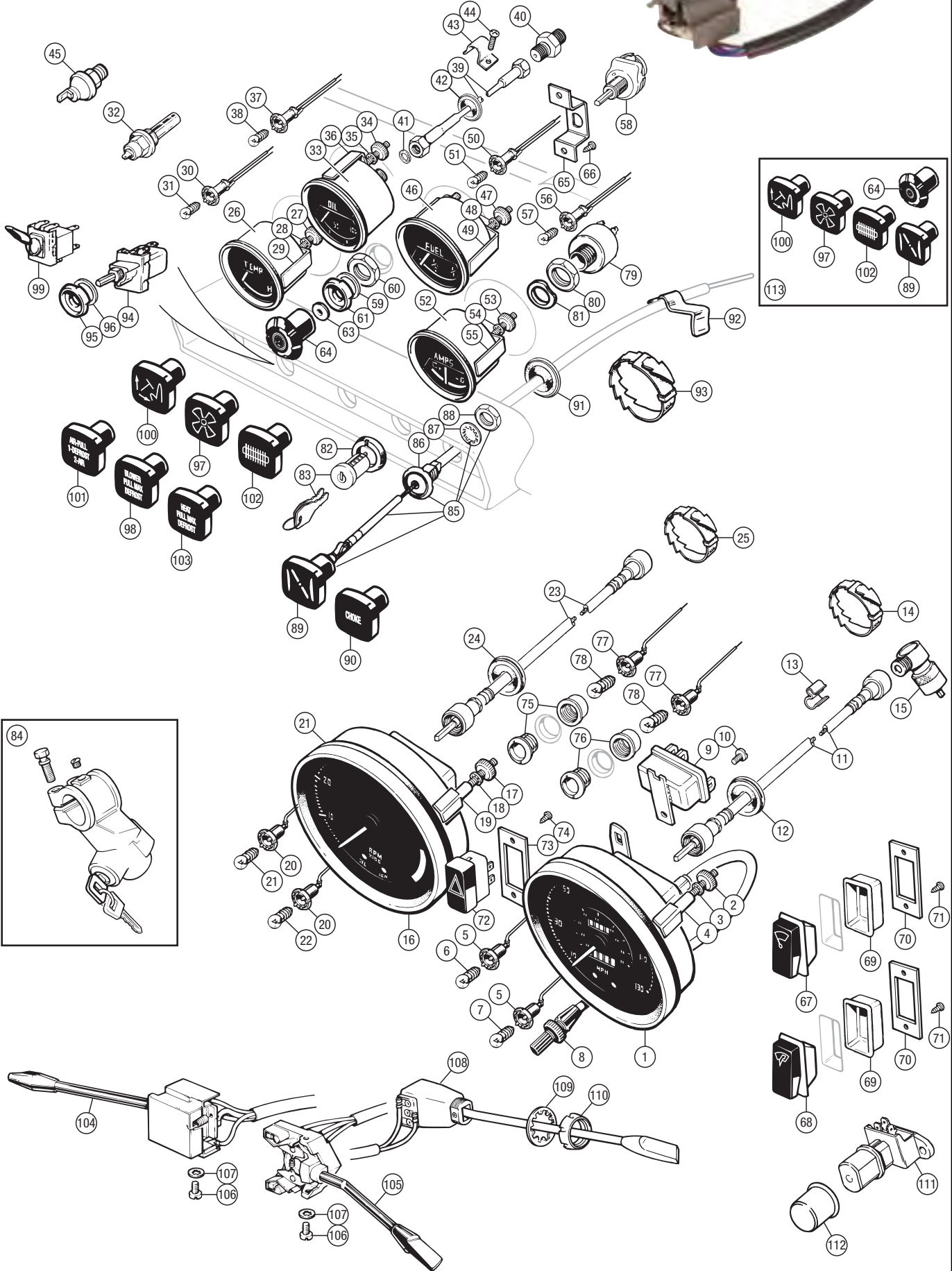
64	KNOB, instrument light rheostat, pictorial	1	621726E
89	KNOB, choke, pictorial type	1	712907
97	KNOB, heater fan, pictorial type	1	712911
100	KNOB, air distribution, pictorial type	1	712909
102	KNOB, heater control, pictorial type	1	712903

DOOR KNOB SET - RF4050





SWITCH ASSEMBLY - 142579



ALL MODELS

Battery & Cables TR2, TR3, TR3A, TR4, TR4A

The electrical system and circuit of the TR2, TR3, TR3A and TR4 was positive earth, whereas the TR4A used a negative earth system.

- | | | | |
|---|--|---|----------|
| 1 | BATTERY, dry charged, rubber cased, 12 volt;
<i>Wet batteries not available mail order.</i> | | |
| | positive earth | 1 | GBY241DP |
| | negative earth | 1 | GBY241DN |
| 2 | TRAY, battery box liner;
TR2, TR3, TR3A | 1 | AM7300 |
| | TR4, TR4A | 1 | RR1184 |
| 3 | BATTERY HOLD-DOWN KIT, bar with 13" hole centres;
4" 'J' bolts and wing nuts | 1 | RW3116 |
| | TR2, TR3, TR3A | | |
| 4 | BATTERY HOLD-DOWN KIT, bar with 13" hole centres;
8 1/4" 'J' bolts and nyloc nuts | 1 | RF4152 |
| | TR4, TR4A. | | |

During service, different sized batteries may have been fitted to your car compared to that originally specified.

When the physical size of the battery is changed the length of the fixing 'J' bolts may also change.

Below we list the applications as original and list the lengths, the correct length required should be established and ordered accordingly.

- | | | | |
|----|---|-----|--------|
| 5 | BAR, battery hold-down;
13" hole centres | 1 | 601898 |
| | 12" hole centres | 1 | 157910 |
| | 12 3/4" hole centres, heavy duty | 1 | 157740 |
| 6 | 'J' BOLT, battery hold-down;
4" | 2 | 601552 |
| | 5 3/4" | 2 | 613051 |
| | 7" | 2 | 618434 |
| | 8 1/4" | 2 | 610798 |
| 7 | WING NUT, battery clamp
TR2, TR3, TR3A, alternative to nyloc nut | 2 | 132068 |
| 8 | NUT, nyloc
TR4, TR4A, alternative to wing nut | 2 | GHF221 |
| 9 | WASHER, plain | 2 | GHF300 |
| 10 | WASHER, locking
<i>Use with wing nut only.</i> | 2 | GHF331 |
| 11 | TUBE, rubber, battery tray drain
TR2 from TS3268, TR3, TR3A | 1 | 552365 |
| 12 | CLIP, drain tube attachment
TR2 from TS3268, TR3, TR3A | 1 | 604390 |
| 13 | RUBBER, battery shelf | A/R | 613155 |

BATTERY CABLE KIT - RW3117

- | | | | |
|----|---|-----|----------|
| 14 | BATTERY CABLE KIT;
<i>Includes earth cable, battery to solenoid cable and solenoid to starter cable.</i> | | |
| | TR2, TR3, TR3A, TR4 | 1 | RW3117 |
| | TR4A | 1 | RF4153 |
| 15 | CABLE ASSEMBLY, battery;
positive to earth, TR2, TR3, TR3A, TR4 | 1 | 131113 |
| | negative to earth, TR4A | 1 | 142590 |
| 16 | CABLE ASSEMBLY, battery;
negative, to solenoid
TR2, TR3, TR3A, TR4 | 1 | 131115 |
| | positive, to solenoid, TR4A | 1 | 142591 |
| 17 | SCREW, cap | A/R | 50552A |
| 18 | CABLE ASSEMBLY, solenoid to starter | 1 | 131114 |
| 19 | BOOT, rubber, solenoid and starter terminals | 3 | 115706 |
| 20 | CABLE, engine to chassis earth | 1 | 131116 |
| 21 | CABLE, earthing steering column couplings
TR4, TR4A | 2 | 130581 |
| 22 | CABLE, earthing steering rack to chassis
TR4, TR4A | 1 | 134301 |
| 23 | CLAMP TERMINAL ASS'Y, negative
<i>For repair purposes.</i> | A/R | GHF2750 |
| | CLAMP TERMINAL ASS'Y, positive
<i>For repair purposes.</i> | A/R | GHF2755 |
| 24 | BOLT, clamp
<i>For repair purposes.</i> | A/R | 518903 |
| 25 | NUT, clamp
<i>For repair purposes.</i> | A/R | GHF208 |
| 26 | RING TERMINAL
<i>For repair purposes.</i> | A/R | LUCWB600 |



Battery & Cables TR5, TR250

The electrical system and circuit of the TR5 and TR250 was always negative earth. The battery terminals, when the battery is fitted in the car should be nearer the engine than the bulkhead; some earlier model TRs were opposite to this. The battery earth (negative) terminal is always on the left hand side with its cable connected by one tag to the bulkhead and one tag to a gearbox attachment bolt. These connections provide both body and powerplant battery earth connections from one cable.

- | | | | |
|---|---|---|--------|
| 27 | BATTERY, wet, charged, plastic cased,
12 volt, 60 amp
<i>Not available mail order.</i> | 1 | RS1701 |
| 28 | TRAY, battery box liner | 1 | RR1184 |
| 29 | BATTERY HOLD-DOWN KIT, standard bar
with 8 1/4" 'J' bolts | 1 | RB7165 |
| <i>During service, different sized batteries may have been fitted to your car compared to that originally specified. When the physical size of the battery is changed the length of the fixing 'J' bolts may also change. Below we list the applications as original and list the lengths, the correct length required should be established and ordered accordingly.</i> | | | |
| 30 | BAR, battery hold-down | 1 | 157910 |
| 31 | 'J' BOLT, battery hold-down;
8 1/8" | 2 | 610798 |
| | 7" (Alternative) | 2 | 618434 |
| | 5 3/4" (Alternative) | 2 | 613051 |
| 32 | NUT, nyloc | 2 | GHF221 |
| 33 | WASHER, plain, 1/4" x 9/16" O.D. | 2 | WP127 |
| 34 | NUT, wing
<i>Alternative to nyloc nut.</i> | 2 | 132068 |
| 35 | WASHER, locking
<i>Alternative to nyloc nut.</i> | 2 | GHF331 |
| 36 | RUBBER, battery shelf | 1 | 613155 |
| 37 | BATTERY CABLE KIT;
TR5
<i>Includes earth cable, battery to solenoid cable, clamp nuts & bolts and rubber terminal boot.</i> | 1 | RR1437 |
| | TR250
<i>Includes earth cable, battery to solenoid cable and solenoid to starter cable.</i> | 1 | RF4154 |

- | | | | |
|----|---|-----|----------|
| 38 | CABLE ASSEMBLY, battery, negative, to earth | 1 | 516508 |
| 39 | SCREW, earth cable to bulkhead | 1 | SH605051 |
| 40 | WASHER, locking | 1 | GHF332 |
| 41 | CABLE ASSEMBLY, battery, positive, to starter solenoid, TR5 | 1 | 517081 |
| 42 | 'P' CLIP, insulated, positive cable securing TR5 | 1 | 508185 |
| 43 | SCREW, clip securing, TR5 | 1 | GHF117 |
| 44 | CABLE ASSEMBLY, battery, positive, to solenoid TR250 | 1 | 142591 |
| 45 | CABLE ASSEMBLY, positive, solenoid to starter TR250 | 1 | 131114 |
| 46 | BOLT, clamp terminal | 2 | 518903 |
| 47 | NUT, clamp terminal | 2 | GHF208 |
| 48 | CLEAT, fir tree | 1 | BMK1900 |
| 49 | BOOT, rubber, solenoid and starter terminals | A/R | 115706 |
| 50 | CABLE, earthing steering column coupling | 1 | 130581 |
| 51 | CABLE, earthing steering rack to chassis | 1 | 134301 |
| 52 | CLAMP TERMINAL ASS'Y;
<i>For repair purposes.</i> | | |
| | negative | A/R | GHF2750 |
| | positive | A/R | GHF2755 |
| 53 | BOLT, clamp
<i>For repair purposes.</i> | A/R | 518903 |
| 54 | NUT, clamp
<i>For repair purposes.</i> | A/R | GHF208 |
| 55 | RING TERMINAL
<i>For repair purposes.</i> | A/R | LUCWB600 |

Vehicle Security

See panel below.

- | | | | |
|----|------------------------------------|---|------------|
| 56 | 'Dis-Car-Nect' Starter Immobiliser | 1 | RX1356 |
| 57 | Replacement Screw Knob | 1 | RX1356KN0B |
| 58 | Replacement Fuse | 1 | RX1356FUSE |

Battery Conditioner

The battery charger that turns on and off, automatically. Suitable for all 12 volt batteries (from 5ah to 100ah), this superb product constantly revitalises the battery cells - helping to extend cell life, without the danger of overcharging.

Look at these benefits;

- Designed to be left connected for long periods.
- Use without disconnecting vehicle electrics.
- L.E.D. battery condition display.
- Thermal cut-out facility.
- 12 month guarantee.

Can also be used for these applications providing they use a 12 volt battery: Caravans, lawn mowers, motorbikes, motor boats, wheel chairs and general leisure use.

BATTERY CONDITIONER - RX1410CTEK

- | | | | |
|----|---|---|----------------|
| 59 | Battery Conditioner Kit;
<i>Comes complete with all fittings and operating instructions.</i> | | |
| | 0.8 amp version | 1 | RX1410CTEK |
| | 3.6 amp version | 1 | RX1410CTEK3600 |

Battery Charger

- | | | | |
|----|--|---|---------|
| 60 | Battery Charger, 6 and 12 volt
<i>Conventional battery charger.</i> | 1 | GAC7106 |
| | <i>Ideal for charging a flat battery quickly or on overnight charge.</i> | | |

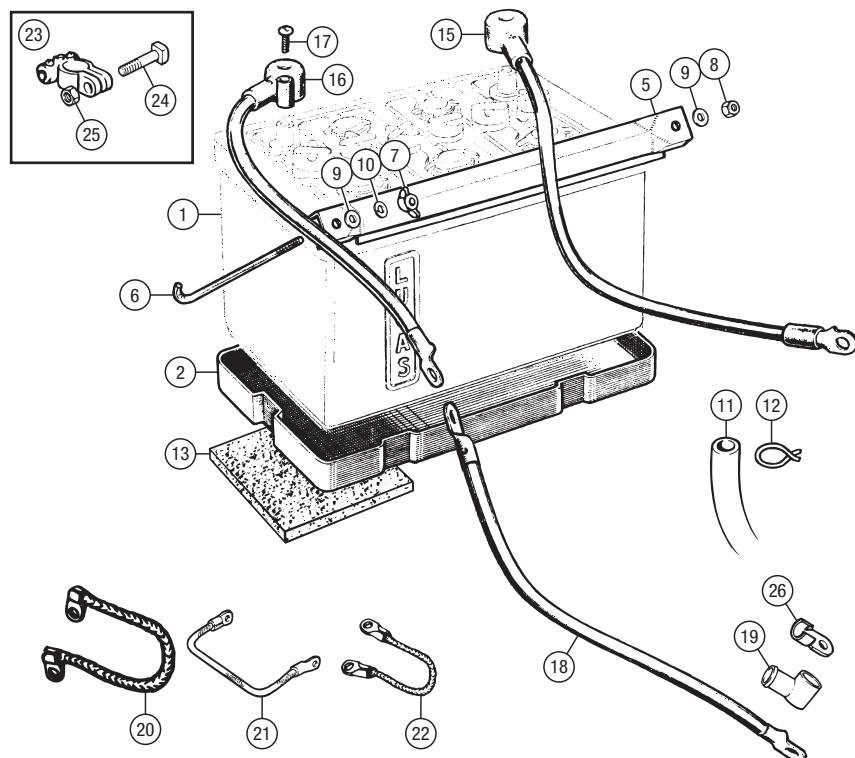
Starter Motor Immobiliser Kit

- | | | | |
|----|------------------------------|---|------------|
| 56 | DIS-CAR-NECT IMMOBILISER KIT | 1 | RX1356 |
| 57 | SCREW KNOB, replacement | 1 | RX1356KN0B |
| 58 | FUSE, replacement | 1 | RX1356FUSE |

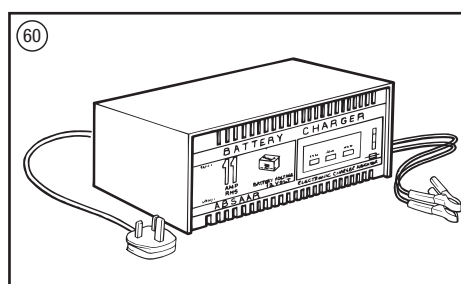
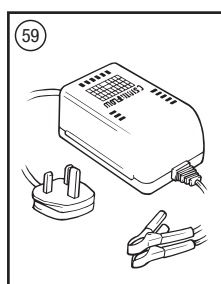
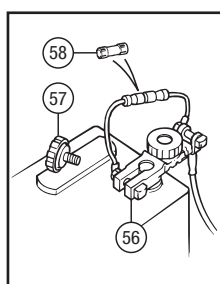
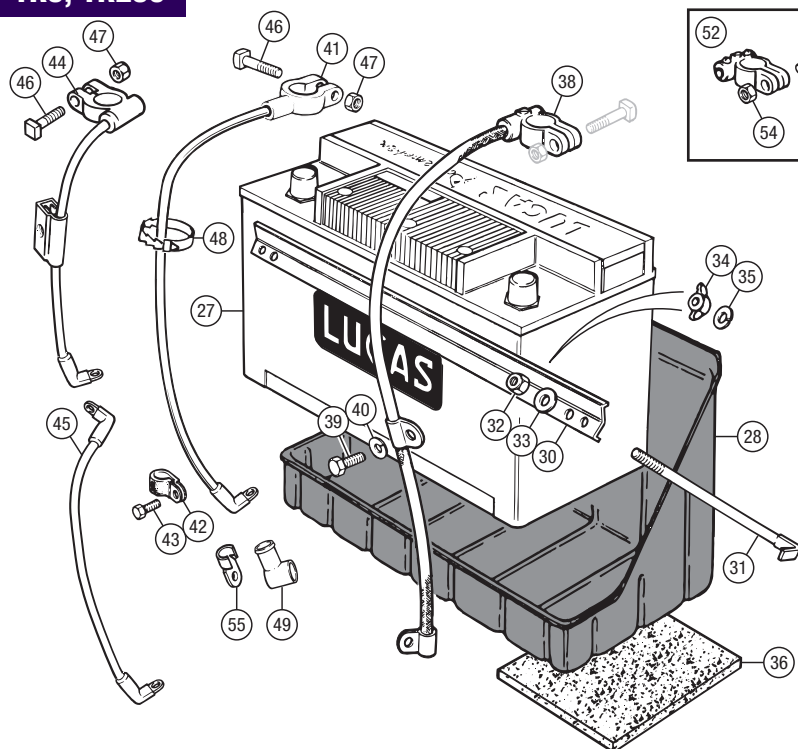


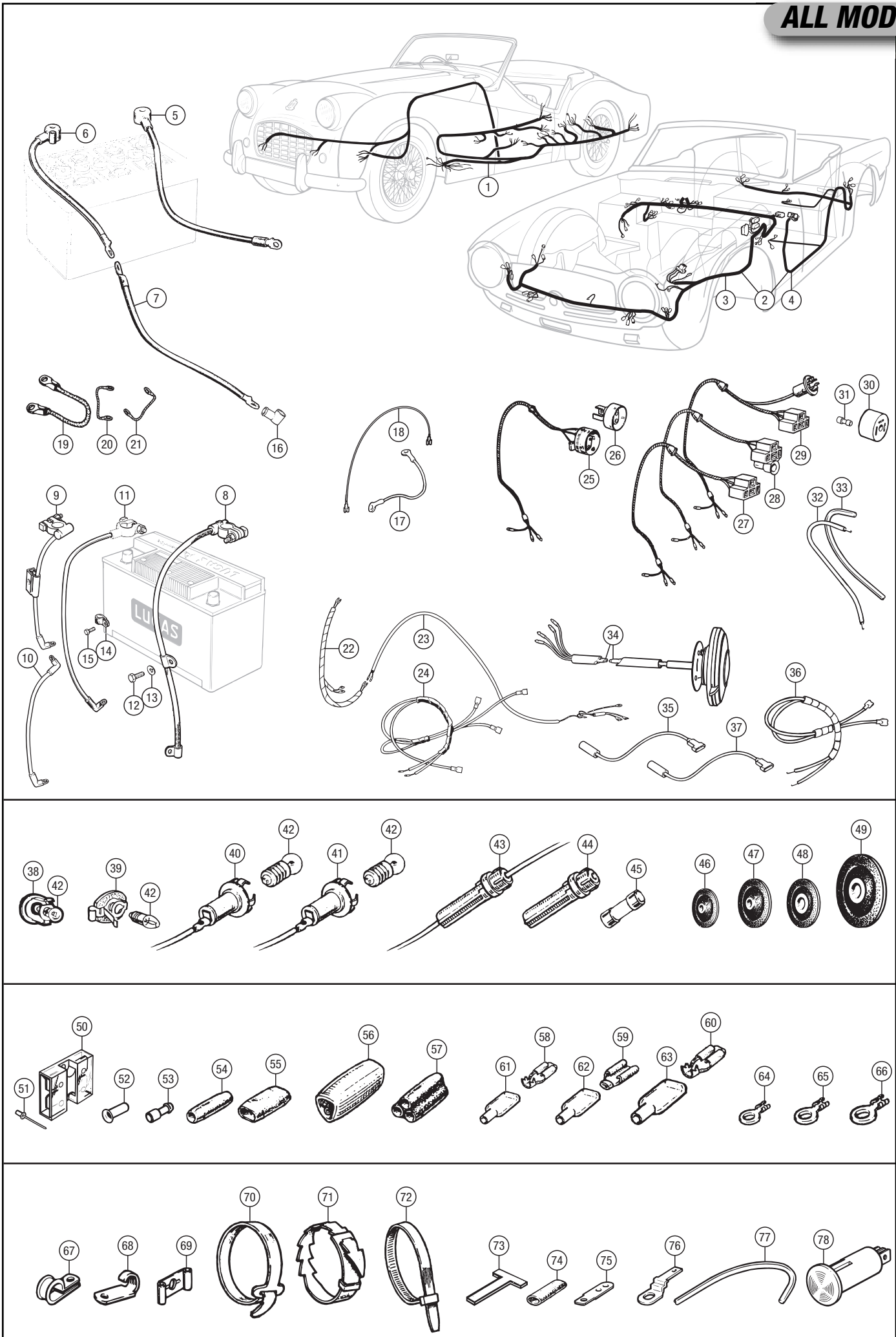
How Does 'Dis-Car-Nect' Work?

When leaving your car, simply remove the knob to isolate the starter circuit. The 16amp by-pass fuse will maintain current to all other electrical circuits - stereo memories, alarm etc. Because the starter motor draws over 150amps, any attempt to connect (hot-wire) the starter motor will instantly cause the by-pass fuse to blow, this immobilises the car until the knob is replaced. If this should happen, simply replace the 16amp fuse at your convenience. As an added advantage, the 'Dis-Car-Nect' will also prevent battery drain if you intend to store your car, simply unscrew the knob and remove the fuse. For extra security you can unscrew and remove the immobiliser knob completely.



TR5, TR250





TR2-4

Chassis Assembly & Repair Sections

TR2, TR3, TR3A

CHASSIS ASSEMBLY, TR2, TR3, TR3A

1	CHASSIS FRAME ASSEMBLY <i>Includes items 2-11.</i>	1	301217
2	CROSS TUBE ASSEMBLY, front <i>Includes front apron stay bracket.</i>	1	201636
3	BRACKET, front apron stay	1	108479
4	TURRET ASS'Y (<i>Includes bump stop bracket</i>); RH spring abutment	1	301237
	LH spring abutment	1	301238
5	BRACKET, front bump stop; LH	1	109285
	RH	1	109283
6	BRACKET, engine mounting; RH	1	201632
	LH	1	201633
7	BRACKET, jack mounting <i>Later reinforced type.</i>	2	110791
8	BOLT, rear axle check strap attaching; original item	4	107477
	alternative	4	BH606321
9	BRACKET, rear brake pipe	1	106194
10	BRACKET, rear wing stay	2	108194
11	BRACKET, rear body mounting; RH	1	108540
	LH	1	108541

CHASSIS REPAIR SECTIONS & ATTACHMENTS

TR2, TR3, TR3A

On the TR2 from TS5777, TR3 and TR3A, a steady bracket for the 'long' steering column was fitted between the upper cross tube, where it attaches to the suspension turret, and the steering column:

	BRACKET, steering column steady; lower half (not illustrated)	1	111600
	upper half (not illustrated) <i>Fitted to top cross tube flange bolt.</i>		
	LHD	1	111601
	RHD	1	111602
	SCREW, bracket (not illustrated)	3	GHF120
	WASHER, locking (not illustrated)	3	GHF332
	NUT, plain (not illustrated)	3	GHF201
12	RADIATOR PROTECTION SHIELD <i>Original type.</i>	1	109487
13	BOLT, shield to chassis; TR2, TR3	2	BH606301
	TR3A	2	BH606261
14	WASHER, plain	2	WM59
15	WASHER, locking	2	GHF333
16	NUT, plain	2	GHF202
17	CROSS-TUBE	1	106191
18	BOLT, cross-tube attachment	6	SH606061
19	WASHER, locking	6	GHF333
20	NUT	4	GHF202
21	CROSSMEMBER, gearbox mounting <i>Finish gearbox mounting holes as required.</i>	1	128055
22	SCREW, crossmember to cruciform	4	SH606061
23	WASHER, locking	4	GHF333
24	FULCRUM PIN, lower 'A' arms	2	106196
25	BRACKET, shock absorber, RH <i>Later reinforced type.</i>	1	110788
26	BRACKET, shock absorber, LH <i>Later reinforced type.</i>	1	110789
27	PLATE, inner front wing mounting	2	602443
28	REBOUND BRACKET	2	109281
29	BOLT, rebound bracket to chassis	4	BH605281
30	WASHER, locking	4	GHF332
31	NUT, plain	4	GHF201
32	CHASSIS OUTRIGGER	4	RW3013
33	CROSSTUBE, rear	1	RW3014

34	CROSSTUBE, rear spring hangers	1	RW3015
35	REAR END REPAIR ASS'Y, chassis	1	RR1327
36	GUIDE, starting handle	1	506721
37	SCREW, securing guide	1	GHF117
38	WASHER, locking	1	GHF331
39	WASHER, plain	1	GHF300
40	STAYROD, guide	2	107934
41	NUT, stay to crosstube on chassis	4	NT605041
42	BOLT, stay to guide bracket	1	BH605151
43	WASHER, locking	1	GHF332
44	NUT, plain	1	GHF201
45	RETAINER, square nut	2	600032
46	NUT, square	2	NQ2708

CHASSIS TO BODY MOUNTINGS, TR2, TR3, TR3A

47	BODY MOUNTING KIT	1	RW3118
----	-------------------	---	--------

The kit includes items 48-63:

48	PAD, round, rubber/canvas, thin	14	601994
49	PAD, round, rubber/canvas, thick	4	608836
50	PAD, square, rubber/canvas, square	16	611732
51	PAD, aluminium, notched <i>The quantity of pads included in the kit is usually sufficient to 'shim' the body on the chassis. However, more can of course be ordered if they are found to be necessary.</i>	6	CD26326
52	PROTECTION STRIP, rubber <i>Sold per metre.</i>	4	78447A
53	SCREW	4	GHF103
54	SCREW	4	SH606101
55	SCREW	8	SH605101
56	BOLT	2	HB830
57	WASHER, cup	2	CD14056
58	WASHER, plain	14	WP185
59	WASHER, locking	14	GHF332
60	WASHER, locking	4	GHF333
61	NUT, plain	4	GHF201
62	SCREW, countersunk	2	SF605101
63	PLATE, inner front wing to frame	2	602443
64	PLATE, packing, square chassis mounting to inner sill bracket	A/R	619395

Use packing plates when too many rubber pads are needed to correct a chassis twist or bent bracket.

Chassis Assembly & Repair Sections - TR4

CHASSIS ASSEMBLY, TR4

65	CHASSIS FRAME ASSEMBLY; <i>Includes items 66-77.</i>		
	to CT4387 disc wheels & CT4689 wire wheels	1	304859
	from CT4388 disc wheels & CT4690 wire wheels to CT20063 LHD, CT20264 RHD	1	305719
	from CT20064 LHD, CT20265 RHD to CT23382	1	305984
	from CT23383	1	306502
66	TURRET ASSEMBLY, RH, front spring abutment <i>Includes bump stop bracket.</i>	1	301237
67	TURRET ASSEMBLY, LH, front spring abutment <i>Includes bump stop bracket.</i>	1	301238
68	BRACKET, RH, front bump stop to CT4387 disc wheels & CT4689 wire wheels	1	109283
69	BRACKET, front bump stop; LH, to CT4387 disc wheels & CT4689 wire wheels	1	109285
	RH, from CT4388 disc wheels & CT4690 wire wheels	1	133637
	LH, from CT4388 disc wheels & CT4690 wire wheels	1	133638
70	BRACKET, RH, engine mounting	1	201632
71	BRACKET, LH, engine mounting	1	201633
72	BRACKET, jack mounting	2	110791
73	BOLT, rear axle check strap attaching to CT23382; original item	4	107477
	to CT23382; alternative	4	BH606321
74	BRACKET, rear axle check strap <i>From CT23383.</i>	4	137339
75	BRACKET, rear brake pipe	1	106194
76	BRACKET, RH, rear body mounting	1	108540
77	BRACKET, LH, rear body mounting	1	108541

CHASSIS REPAIR SECTIONS & ATTACHMENTS, TR4

78	BRACKET, extension, 'A' post body mounting (<i>as fitted; early cars only</i>)	2	123939
79	SCREW, bracket attaching <i>As fitted; early cars only.</i>	8	SH605051
80	WASHER, locking	8	GHF332
81	BRACKET, extension, 'B' post body mounting (<i>as fitted; early cars only</i>)	2	123942
82	SCREW, bracket attaching <i>As fitted; early cars only.</i>	8	SH605051
83	WASHER, locking (<i>as fitted; early cars only</i>)	8	GHF332
84	RADIATOR PROTECTION SHIELD <i>Original type.</i>	1	208639
85	SCREW, shield to chassis	2	SH606061
86	WASHER, locking	2	GHF333
87	WASHER, plain	2	GHF302
88	CROSS TUBE	1	208604
89	BOLT, cross tube to chassis	6	SH606061
90	WASHER, locking	6	GHF333
91	NUT	4	GHF202
92	BRACKET, engine mounting; RH	1	208114
	LH	1	208113
93	FULCRUM PIN, lower inner wishbone	2	106196
94	CROSSMEMBER, gearbox mounting <i>Finish gearbox mounting holes as required.</i>	1	128055
95	SCREW, crossmember to cruciform	4	SH606061
96	WASHER, locking	4	GHF333
97	BRACKET, shock absorber, RH	1	110788
98	BRACKET, shock absorber, LH	1	110789
99	REBOUND BRACKET	2	109281
100	BOLT, rebound bracket to chassis	4	BH605281
101	WASHER, plain	4	GHF301
102	NUT, nyloc	4	GHF272
103	PACKING PLATE, 'A' & 'B' post mounting to sill bracket	A/R	619395
104	CHASSIS OUTRIGGER	4	RW3013
105	CROSSTUBE, rear	1	RW3014
106	CROSSTUBE, rear spring hangers	1	RW3015
107	REAR END REPAIR ASS'Y, chassis	1	RR1327
108	BRACKET, exhaust, under axle (<i>as fitted</i>)	1	132933
109	RETAINER NUT	2	600032
110	NUT, square	2	NQ2708

CHASSIS TO BODY MOUNTINGS, TR4

The quantity of pads included in the kit is usually sufficient to 'shim' the body on the chassis. However, more can of course be ordered if they are found to be necessary.

111	BODY MOUNTING KIT	1	RW3038
-----	-------------------	---	--------

The kit includes items 112-131:

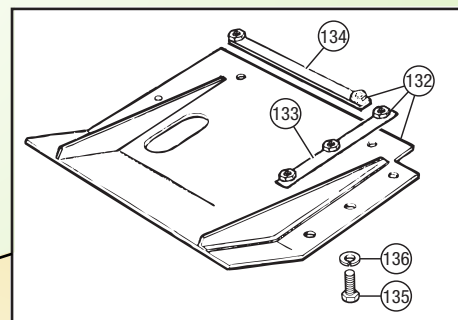
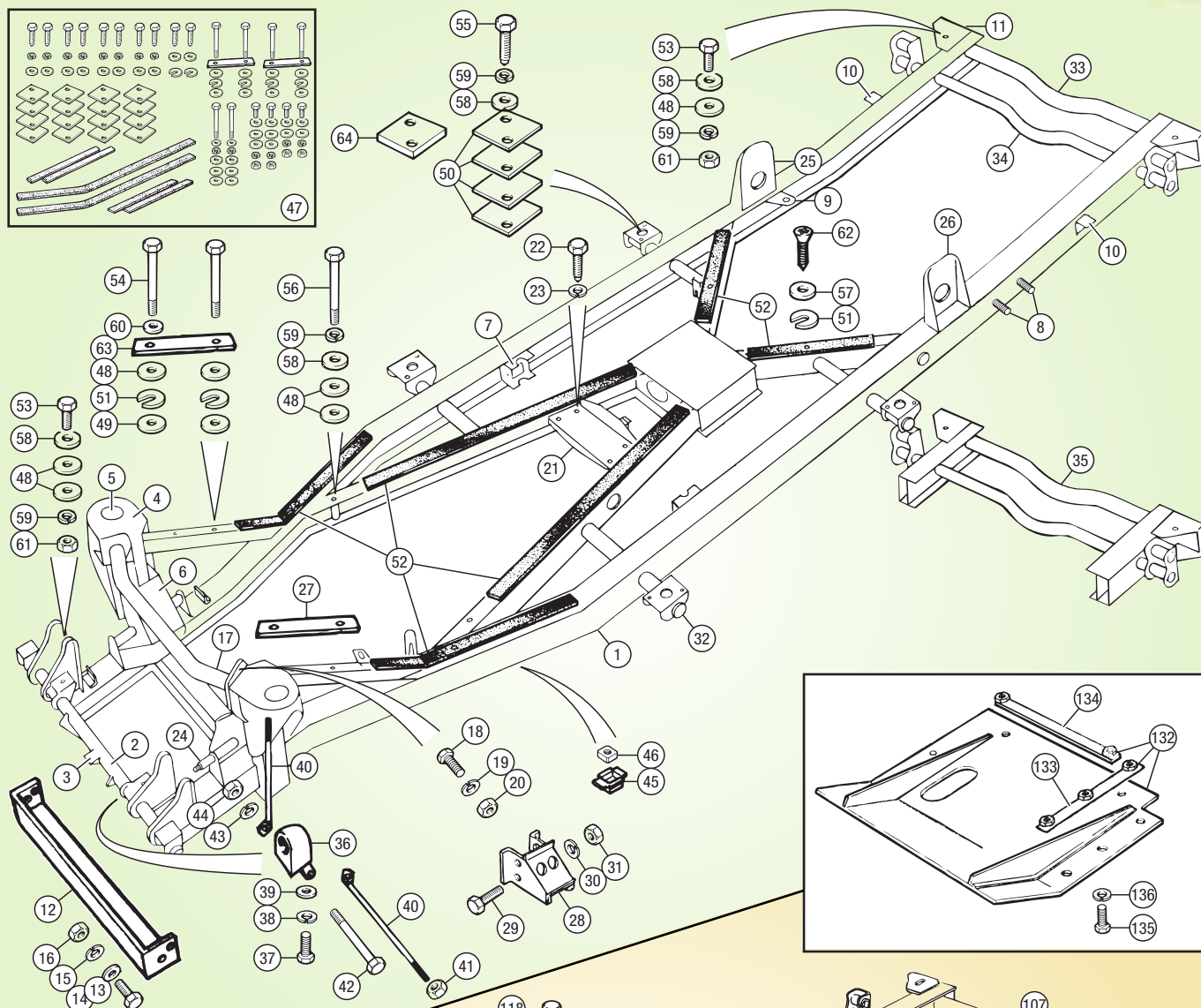
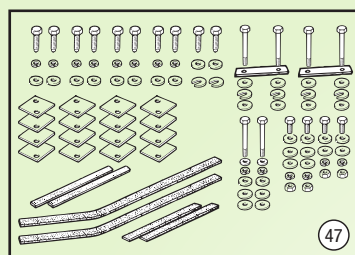
112	PAD, rubberised canvas, round, thin	13	601994
113	PAD, rubberised canvas, round, thick	2	608836
114	PAD, rubberised canvas, square	12	611732
115	'C' PAD, aluminium	6	CD26326
116	STRIP, protection (<i>per metre; cut to length</i>)	4	601995M
117	SCREW	2	GHF103
118	SCREW	18	SH605101
119	SCREW	2	SH606201
120	BOLT	2	BH605321
121	SCREW	2	SH605111
122	BOLT	1	BH605181
123	WASHER, plain	26	WP185
124	WASHER, plain	2	GHF302
125	WASHER, plain	1	GHF301
126	WASHER, plain	2	WM59
127	WASHER, locking	23	GHF332
128	WASHER, locking	2	GHF333
129	NUT, plain	1	GHF201
130	NUT, plain	2	GHF202
131	NUT, nyloc	2	GHF222

Radiator & Sump Shield

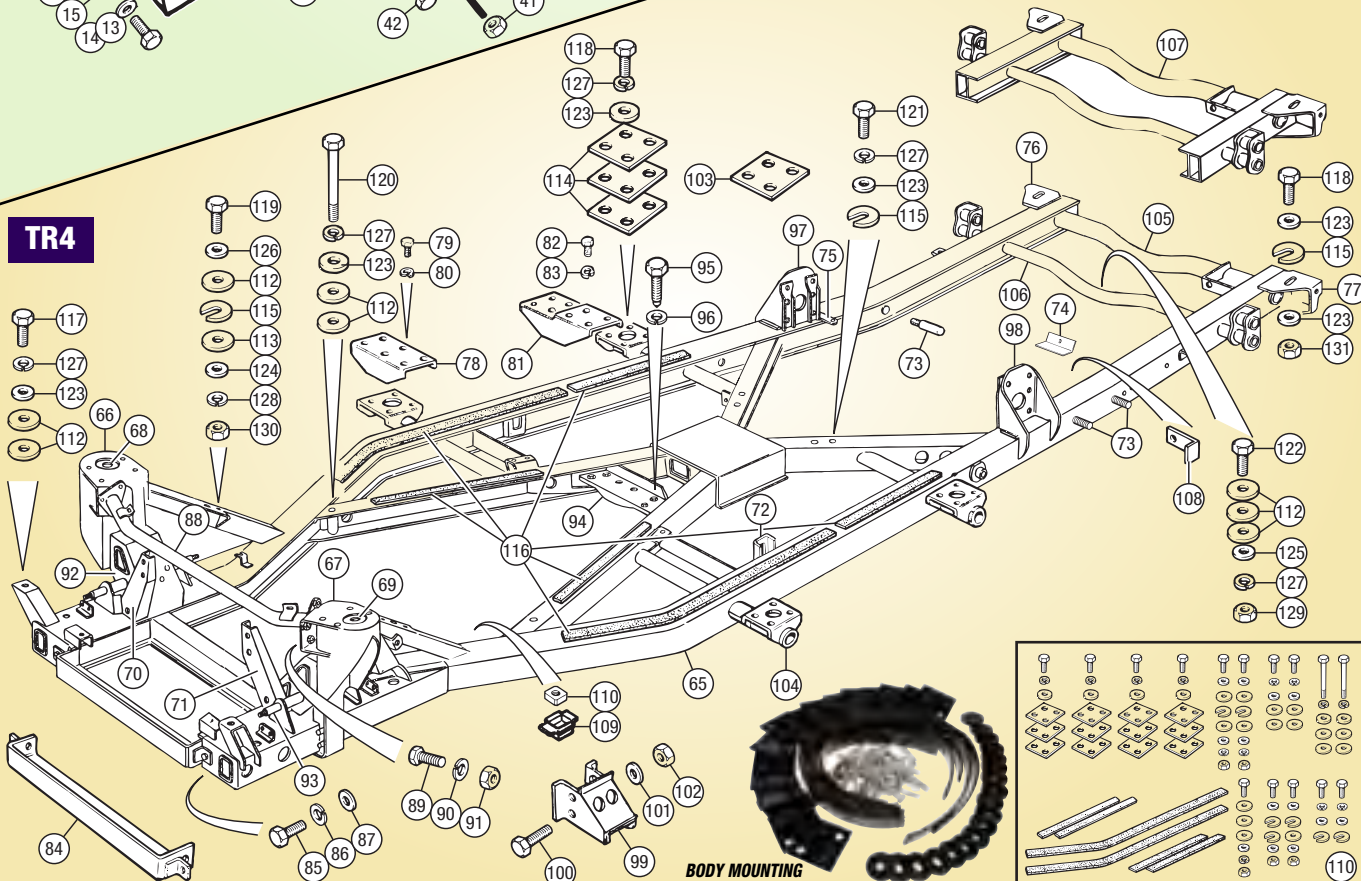
TR2, TR3, TR3A, TR4

The rally type radiator and sump shield is supplied complete with securing strips. While being a close replica of the original factory item, the shield is now ready-pierced for anti-roll bar mountings, making an excellent improvement over the use of bumper irons for this purpose.

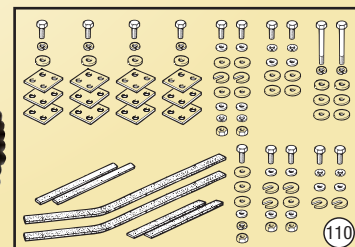
132	RADIATOR AND SUMP SHIELD <i>Rally type; Includes securing strips.</i>	1	301644
133	STRIP ASS'Y, side, shield to chassis	2	132074
134	STRIP ASS'Y, rear, shield to chassis	1	132076
135	SCREW, securing shield	8	GHF117
136	WASHER, locking	8	GHF331



TR4



BODY MOUNTING
KIT - RW3038



TR4A-5-250**CHASSIS ROT & FATIGUE**

The IRS chassis was a compromise which enabled Triumph to go independent without spending too much. Regrettably this left a few development needs for customers to discover. Designs exist for beefing up lower fulcrum brackets and differential mountings which were not made public as a massive recall would have been financially devastating for the cash strapped company in the mid 1970s.

Originally, these chassis were given only a coat of chassis black enamel. Modern paint or galvanising procedures would have controlled corrosion but fatigue problems were inevitable, so should be faced at the first opportunity. The differential mountings can be tackled from underneath although a popular route in the past was through the rear floor area, which may explain some unusual wear visible when the carpet is lifted. The pins could be re-welded and hopefully reinforced as well but the only proper solution is with the body off the chassis and to replace the pins and associated fixings completely with heavier gauge, reinforced units, which fully box the pins. The trailing arm chassis legs collect water and fatigue too, so should never be repaired: replacement is essential. This requires removal of the upper and lower cruciform (or breast) plates to permit full seam welding.

The corrosion at the rear end of the chassis can be rampant, hence the need for ill. No. 21 (RR1324). Fatigue to the differential bridges also quite frequently necessitates complete replacement. At least the replacement bridges carry all the necessary strengthening modifications. The side braces, ill. No. 6, collect water and rot. After replacement, don't forget to drill water outlet holes at their bases. Cars can suffer from fatigue to the gearbox mounting brackets and should be replaced as required. A little extra reinforcement here does not go amiss. Don't forget that the 3/8" washers under the four fixing bolts should be hardened, not mild steel which soon wear and allow gearbox movement.

The front suspension chassis brackets, ill. No. 3 fatigue and are easily damaged in accidents or even kerbing. These must be carefully inspected and replaced if showing any untoward signs. Either way, fitment of the reinforcement plate (ill. no. 36 or 37) is recommended and adhere to the 25-ft/lbs. torque clamping the lower fulcrum brackets to the chassis. Finally remember, your chassis is very old and may have had an unhappy previous life. Accident stress might not make itself known for thousands of miles and may be hidden by paint or underseal.

Chassis Assembly, Repair Sections & Attachments

- | | | | |
|---|---------------------------|---|--------|
| 1 | CHASSIS ASSEMBLY;
TR4A | 1 | 402284 |
| | TR5, TR250 | 1 | 402547 |

**REAR TRAILING ARM
OUTRIGGER - RR1320**


- | | | | |
|----|--|---|--------|
| 2 | OUTRIGGER, rear trailing arm
<i>Repair section, fits LH & RH.</i> | 2 | RR1320 |
| 3 | BRACKET, lower wishbone arm
<i>See also 36, 37 & 38 for reinforcement plates.</i> | 4 | 139580 |
| 4 | TURRET, front suspension, LH | 1 | 307796 |
| 5 | TURRET, front suspension, RH | 1 | 307797 |
| 6 | SIDE BRACE, sub assembly
<i>Repair section, fits LH & RH.</i> | 2 | RR1323 |
| 7 | BRACKET, sill, front | 2 | 211354 |
| 8 | BRACKET, sill, rear, LH | 1 | 147897 |
| 9 | BRACKET, sill, rear, RH | 1 | 147898 |
| 10 | BRACKET, gearbox mounting, LH | 1 | 139223 |
| 11 | BRACKET, gearbox mounting, RH | 1 | 139224 |
| 12 | BREAST PLATE, upper, repair section | 1 | RR1322 |
| 13 | BREAST PLATE, lower, repair section | 1 | RR1321 |
| 14 | CROSSMEMBER, rear suspension axle front
<i>Incl. body mounting brackets and diff. pins.</i> | 1 | 214107 |

**AXLE MOUNTING BRACKET KIT
- 140009K**

- | | | | |
|-----|---|---|----------|
| 15 | BRACKET KIT, axle mounting, front
<i>Includes reinforcements and studs, car set.</i> | 1 | 140009K |
| 16 | STUD ONLY, axle mounting, front | 2 | 147671 |
| 17 | SUPPORT BRACKETS, pair
<i>Not included with item 14.</i> | 1 | RR1327 |
| 18 | CROSSMEMBER, axle (rear)
<i>Incl. damper mountings brackets and pins.</i> | 1 | 214031 |
| 19 | BRACKET KIT, axle mounting rear
<i>Includes studs - car set.</i> | 1 | 147400RK |
| 20 | STUD ONLY, axle mounting, rear | 2 | 147400 |
| 21A | REAR CHASSIS REPAIR SECTION
<i>Includes cross tube and brackets.
Length of box sections approx. 20".</i> | 1 | RR1324 |
| 21B | BRACKET, rear bumper side support to chassis, pair
<i>Included in item 21A.</i> | 1 | 148002 |
| 22 | CROSS TUBE ASSEMBLY, top, TR4A | 1 | 211419 |

- | | | | |
|----|--|-----|----------|
| 23 | CROSS TUBE ASSEMBLY, top
TR5, TR250 | 1 | 213327 |
| 24 | SCREW, cross tube to chassis frame
<i>Qty. increases for TR5, TR250.</i> | 4/6 | SH606071 |
| 25 | WASHER, locking
<i>Qty. increases for TR5, TR250.</i> | 4/6 | GHF333 |
| 26 | RADIATOR PROTECTION SHIELD
TR4A | 1 | 306671 |
| 27 | RADIATOR PROTECTION SHIELD
TR5, TR250
<i>Use on TR4A if fitting anti-roll bar.</i> | 1 | 213021 |
| 28 | SCREW, shield to chassis frame | 2 | SH606071 |
| 29 | WASHER, locking | 2 | GHF333 |
| 30 | NUT, plain | 2 | GHF202 |
| 31 | CROSSMEMBER, gearbox mounting | 1 | 211361 |
| 32 | SCREW, crossmember | 4 | SH606061 |
| 33 | WASHER, plain | 8 | WP9 |
| 34 | WASHER, locking | 4 | GHF333 |
| 35 | NUT, plain | 4 | GHF202 |

For details of engine flexible mountings, fasteners and support plates see "Engine & Gearbox Mountings" section.

**RADIATOR PROTECTION
SHIELD - 213021****STRENGTHENING LOWER WISHBONE ARM BRACKETS**

The lower front inner wishbone brackets (illus. no.3) which are welded to the chassis, are considered weak points of the front suspension as they are often found to be cracked or even broken away from the chassis. This is usually caused by running into pot holes or hitting kerbs. These brackets are easily replaced by a competent chassis repair workshop, and represent a considerable improvement to the earlier TR2, TR3, TR3A and TR4 design. It's a good idea to periodically check these brackets, and have them replaced or reinforced if they are cracked or broken, as this condition presents a severe safety hazard. We have followed a design from Triumph themselves and produced a strengthening kit which comprises three plates that are welded to the inner wishbone bracket and the chassis.

- | | | | |
|----|---|---|-------------|
| 36 | REINFORCEMENT PLATE SET,
for lower wishbone brackets, LH | 1 | RR1422LH |
| 37 | REINFORCEMENT PLATE SET,
for lower wishbone brackets, RH | 1 | RR1422RH |
| 38 | PLATE WASHER, reinforcement
<i>Aftermarket or competition use.</i> | 4 | 139580PLATE |
| 39 | SKID PLATE ASSEMBLY | 1 | 308208 |
| 40 | CLAMP PLATE | 4 | 144326 |
| 41 | WASHER, locking | 4 | GHF333 |
| 42 | NUT | 4 | GHF202 |

Chassis to Body Mountings

- | | | | |
|----|---|----|----------|
| 43 | BODY MOUNTING KIT
<i>The kit includes items 44 - 90.</i> | 1 | 574244 |
| 44 | NUT, mounting, front body | 2 | GHF202 |
| 45 | STUD, mounting, front body | 2 | 143712 |
| 46 | WASHER, locking | 2 | GHF333 |
| 47 | WASHER, plain | 2 | WD110061 |
| 48 | PAD, rubber/canvas, thin | 4 | 601994 |
| 49 | SCREW, mounting, front side brace | 2 | SH606201 |
| 50 | WASHER, plain | 2 | WM59 |
| 51 | PAD, rubber/canvas, thin | 2 | 601994 |
| 52 | PAD, aluminium | 2 | CD26326 |
| 53 | PAD, rubber/canvas, thick | 2 | 608836 |
| 54 | WASHER, plain | 2 | WP9 |
| 55 | WASHER, locking | 2 | GHF333 |
| 56 | NUT, plain | 2 | GHF202 |
| 57 | SCREW, mounting, front member | 2 | SH605121 |
| 58 | WASHER, locking | 2 | GHF332 |
| 59 | WASHER, plain | 2 | WP185 |
| 60 | PAD, rubber/canvas, thin | 4 | 601994 |
| 61 | SCREW, mounting, sill bracket | 14 | SH605121 |
| 62 | WASHER, locking | 14 | GHF332 |
| 63 | WASHER, plain | 14 | WP185 |
| 64 | PAD, rubber/canvas, 'A' post
<i>Square shaped pad.</i> | 4 | 611732 |
| 65 | PAD, rubber/canvas, 'B' post
<i>Triangular shaped pad.</i> | 4 | 616613 |
| 66 | SCREW, rear member cruciform | 2 | SH605121 |
| 67 | WASHER, locking | 2 | GHF332 |
| 68 | PLATE, reinforcing | 2 | 619585 |
| 69 | PAD, aluminium | 2 | CD26326 |
| 70 | PAD, rubber/canvas, thin | 2 | 601994 |
| 71 | PAD, rubber/canvas, thick | 2 | 608836 |
| 72 | SCREW, rear floor to crossmember | 2 | SH606121 |
| 73 | WASHER, locking | 2 | GHF333 |
| 74 | WASHER, plain | 2 | GHF316 |
| 75 | PAD, aluminium | 2 | CD26326 |
| 76 | SCREW, mounting rear body | 2 | SH605101 |
| 77 | WASHER, locking | 2 | GHF332 |
| 78 | WASHER, plain | 2 | WP185 |
| 79 | PAD, aluminium | 2 | CD26326 |
| 80 | WASHER, plain, body mounting, rear | 2 | WP19 |
| 81 | NUT, plain | 2 | GHF202 |
| 82 | HOOK BOLT, spare wheel | 1 | 650017 |
| 83 | NUT, plain, top of hook bolt | 1 | GHF201 |
| 84 | PLATE, reinforcing, spare wheel pan | 1 | 611875 |
| 85 | PAD, rubber/canvas, thin | 3 | 601994 |
| 86 | WASHER, plain | 1 | GHF301 |
| 87 | NUT, nylon, bottom of hook bolt | 1 | GHF222 |
| 88 | STRIP, protection, front cruciform | 2 | 601995/4 |
| 89 | STRIP, protection, side member | 2 | 601995/3 |
| 90 | STRIP, protection, trailing arm outrigger2 | 2 | 601995/4 |

- | | | | |
|----|--|-----|--------|
| 91 | PLATE, packing, 'A' post mounting
<i>Square shaped plate.</i> | A/R | 619395 |
| 92 | PLATE, packing, 'B' post mounting
<i>Triangular shaped plate.</i> | A/R | 619396 |

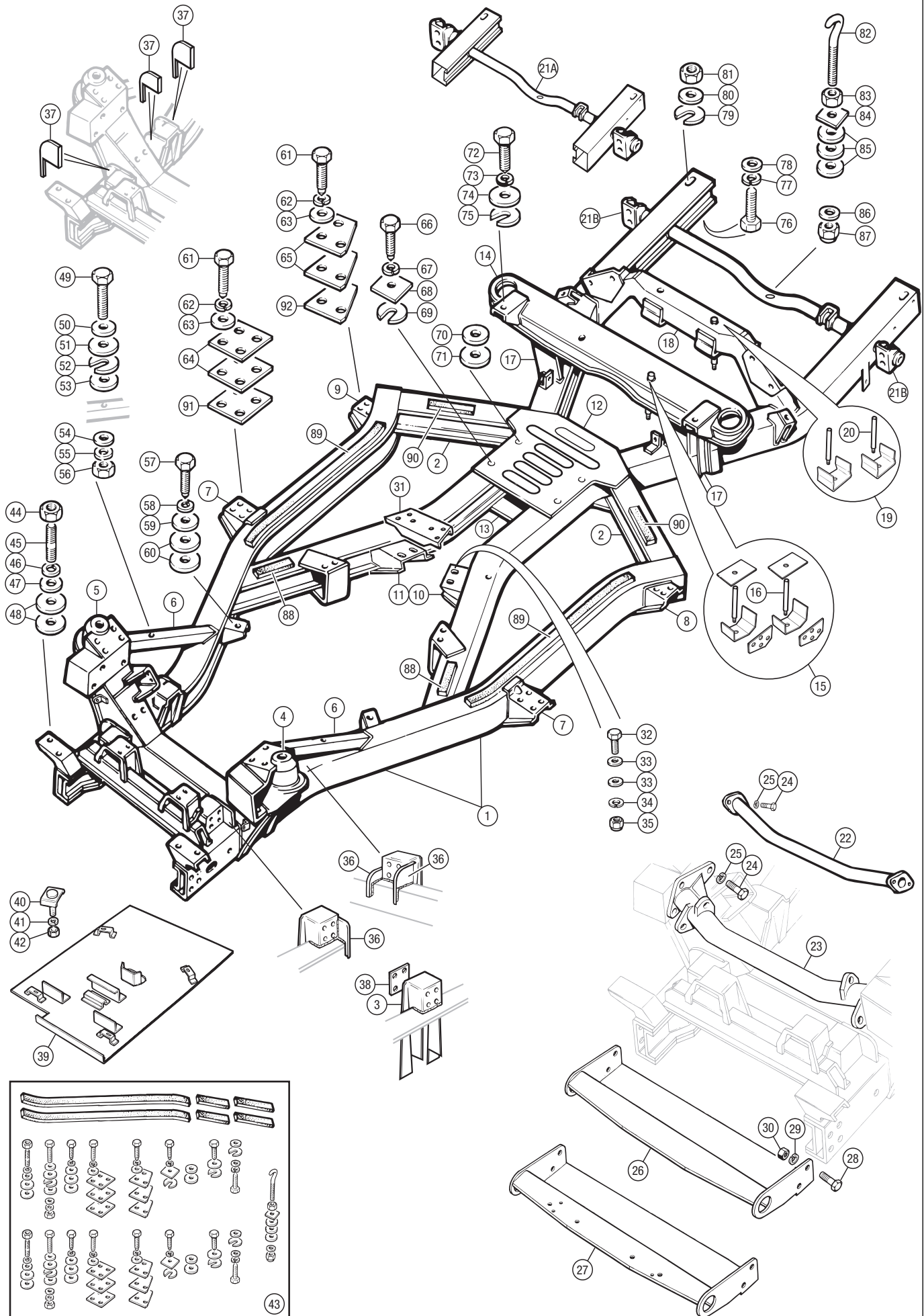
CHASSIS ALIGNMENT

The packing plates 619395 and 619396 are for use when a greater thickness of body to chassis packing is required than the stated quantity of rubber/canvas pads. The metal plates should be as a supplement to the rubber/canvas pads. The use of additional rubber/canvas pads should be avoided and the more solid packing basis utilised.

It is rare for a body to fit a chassis with identical numbers of packing pads side to side and end to end. So how do you know which parts are right and wrong? The life is very easy if the chassis is bare. All that you need is a flat floor, a piece of string, a ruler and a tape measure. The diagonal dimensions are in the workshop manual (545277). The rest is a simple matter of measurement from the floor to selected points on the chassis.

If the body and chassis are joined, the method used doesn't change too much. You still need a reliably flat floor. Raise the car from the floor and measure up to the selected chassis points. More care is needed because of larger measurement distances. Essentially, if the front end is set up parallel to the floor, the rear should be the same. The front needs to be reasonably correct to ensure steering accuracy. Probably as much as 1/2" of misalignment at the rear can be absorbed by careful packing - this depends on individual acceptance. If there is a problem and it's understood, the body can be built around it. It is suggested that misalignment at the front of more than 1/2" should be corrected professionally especially if other repairs or modifications are to be carried out.

Once the chassis is prepared to the tolerance you accept, it does provide a perfect jig for body preparation. It is obviously a good idea in this case to omit the paint finish until the body is finished. The chassis also provides an excellent transport jig for the bodyshell when it goes for painting, so if it is used for this ensure the clamping bolts move freely in their threads. Pack these threads with greased screws when the chassis goes for painting (or galvanising).



ALL MODELS

BODY SHELL - ALL MODELS

Body Shells

We have listed below (for reference purposes) the factory part numbers for body shell assembly's. Availability of body panels in order to rebuild your existing body shell is very good, and is listed in the following pages. You should remember that the majority of panels are now either hand made or re-pressed using new tooling, so allowances should be made during the restoration. Indeed, Triumph themselves were renown for varying panel gaps and large tolerances during assembly - unlike the modern cars of today.

TR2, TR3, TR3A

1	BODY SHELL ASSEMBLY;	
	TR2 to TS994	556414/1
	TR2 from TS995 to TS6156	556414/2
	TR2 from TS6157	556414/3
	TR3 to TS12568	556414/4
	TR3 from TS12569 to TS16472	556414/5
	TR3 from TS16473	556414/6
	TR3A to TS32833	556414/7
	TR3A from TS32834 to TS60000	556414/8
	TR3A from TS60001	
	RH steering	556414/9
	LH steering	556414/10
2	MOUNTING KIT, body to chassis	RW3118
	See 'Chassis' section for details and breakdown of body to chassis mounting kit.	

TR4, TR4A

3	BODY SHELL ASSEMBLY;	
	TR4, RH steering	950113
	TR4, LH steering	950112
	TR4A, RH steering	571091
	TR4A, LH steering	571093
4	MOUNTING KIT, body to chassis;	
	TR4	RW3038
	TR4A	574244
	See 'Chassis' sections for details and breakdown of body to chassis mounting kits.	

TR5, TR250

5	BODY SHELL ASSEMBLY;	
	RH steering, TR5	574351
	LH steering, TR5, TR250	574352
6	MOUNTING KIT, body to chassis	574244
	See 'Chassis' sections for details and breakdown of body to chassis mounting kits.	

Grommets, Plugs & Kits

TR2, TR3, TR3A

7	GROMMET & PLUG KIT, car set	1	RW3119
	Includes items 8 and 25.		
8	GROMMET & PLUG KIT, front bulkhead and forward	1	RW3120
	Includes items 9 to 23.		
9	GROMMET, speedometer and tachometer cables (fits 1" hole)	2	600396
10	GROMMET, temp capillary tube and oil pressure pipe (fits 1" hole)	2	600395
11	GROMMET, wiper rack tube	1	14A7033
	TR2, TR3 to TS12568; fits 5/8" hole.		
12	GROMMET, wiper rack tube	1	600395
	TR3 from TS12569, TR3A; fits 1 1/4" hole.		
13	GROMMET, choke/vent lid cables	2	61917
	Fits 1/2" hole.		
14	GROMMET, bonnet release cable	1	61917
	TR2 to TS4228; fits 1/2" hole.		
15	GROMMET, main wiring loom	1	600400W
	Fits 1 1/2" hole.		
16	GROMMET, steering column	1	701106
17	PAD, rubber, heater hose adaptor	2	601951
	Heater fitted models only.		
18	PAD, rubber, sealing steering column hole in passenger's side of bulkhead	1	603346
	TR2, TR3, TR3A to TS60000.		
19	PLUG, blanking bonnet cable hole	1	14A7031
	TR2 from TS4229; fits 1/2" hole.		
20	PLUG, blanking wiper rack tube hole	1	609186
	TR3 from TS12569, TR3A; fits 5/8" hole.		
21	PLUG, blanking upper bulkhead holes	2	CD27769
	Fits 3/8" hole.		
22	PLUG, hole on battery box RH side	1	600399
	Fits 1" hole.		
23	PLUG, hole on battery box RH side	1	600400
	Fits 1 1/2" hole.		
24	PAD, rubber, sealing heater hose adaptor hole	2	601952
	Not heater fitted models; not included in kits.		

25	GROMMET & PLUG KIT, cockpit and boot	1	RW3121
	Includes items 26 to 33.		
26	GROMMET, overdrive harness	1	600396
	Overdrive models only; fits 1" hole.		
27	GROMMET, fuel tank vent pipe	1	61917
	Fits 1/2" hole.		
28	GROMMET, fuel tank vent pipe	1	600396
	Fits 1" hole.		
29	PLUG, floor jack hole (fits 3 1/4" hole)	2	603384
30	PLUG, front floor (fits 1" hole)	2	600399
31	PLUG, prop shaft lubrication access	1	605602
	Fits 2 1/2" hole.		
32	PLUG, gearbox dipstick access	1	605602
	TR2, TR3, TR3A to TS50000; fits 2 1/2" hole.		
33	PLUG, overdrive harness hole in gearbox cover	1	600399
	Not overdrive models; fits 1" hole.		

TR4, TR4A

34	GROMMET & PLUG KIT, car set	1	RF4155
	Includes items 35, 45 & 55.		
35	GROMMET & PLUG KIT, front bulkhead and forward	1	RF4156
	Includes items 36 - 43.		
36	GROMMET, steering column	1	610608
	Fits 2 3/8" hole.		
37	GROMMET, main wiring loom	1	600400W
	Fits 1 1/2" hole.		
38	GROMMET, wiper rack tube, oil pressure gauge tube, water valve control cable	3	600395
	Fits 1" hole.		
39	GROMMET, main loom, speedometer & tachometer cables, radio aerial lead (fits 1" hole)	4	600396
40	PLUG, blanking hole on bulkhead for speedometer cable routing	1	600399
	Fits 1" hole.		
41	GROMMET, marker and side lamp cables through inner wing (TR4A; fits 1/2" hole)	2	61917
42	GROMMET, choke and bonnet cables, screen wash tubes and electrical cable, scuttle vent rod (fits 1/2" hole)	6	61917
43	GASKET, heater connector	1	611040
44	PLUG, blanking starting handle guide	1	612082
	TR4; not included in kits.		
45	GROMMET & PLUG KIT, cockpit area	1	RF4157
	Includes items 46 - 54.		
46	PLUG, jacking hole in floor panel	2	603384
	Fits 3 1/4" hole.		
47	PLUG, hole in floor behind seat	2	609186
	Fits 5/8" hole.		
48	PLUG, hole in floor behind seat	2	600399
	Fits 1" hole.		
49	GROMMET, handbrake cable	2	600396
	Fits 1" hole.		
50	GROMMET, gearbox wiring loom	1	600396
	Overdrive models only; fits 1" hole.		
51	PLUG, wiring hole in gearbox tunnel	1	600399
	Not overdrive models; fits 1" hole.		
52	PLUG, prop shaft lubrication access	1	605602
	Fits 2 1/2" hole.		
53	PLUG, blanking, screen capping	2	612976
	Fits 3/8" hole.		
54	PLUG, unused inertia seat belt holes	2	14A7031
	As fitted; fits 1/2" hole.		
55	GROMMET & PLUG KIT, boot area and rear of bulkhead trim panel	1	RF4158
	Includes items 56 - 66.		
56	PLUG, chassis rear crossmember	1	612976
	TR4A; fits 3/8" hole.		
57	SEAL, sponge, fuel tank drain	2	611733
	If drain plug fitted.		
58	PLUG, hole for fuel tank drain	1	623176
	No drain plug fitted; fits 1 3/8" hole.		
59	PLUG, spare wheel well paint drain hole	1	600399
	Fits 1" hole.		
60	GROMMET, fuel pipe in boot floor;		
	original (fits 1" hole)	1	600395
	alternative (fits 1/2" hole)	1	61917
61	PLUG, boot floor and bulkhead shelf	4	14A7031
	As fitted; fits 1/2" hole.		
62	GROMMET, number plate lamp cables through spare wheel pan sides; (lamps mounted on over riders)	2	600395
	Not late TR4A Germany; fits 1" hole.		
	in boot lid (lamps mounted on boot lid)	2	61917
	Late TR4A Germany only; fits 1/2" hole.		
63	GROMMET, rear lamp cables	2	600395
	Fits 1" hole.		
64	PLUG, hole in spare wheel pan sides (no. plate lamps mounted on boot lid)	2	600399
	Late TR4A Germany only; fits 1" hole.		
65	GROMMET, fuel filler cap (fits 2 3/8" hole)	1	650247
66	PLUG, rear bulkhead shelf (fits 5/16" hole)	1	CD22869



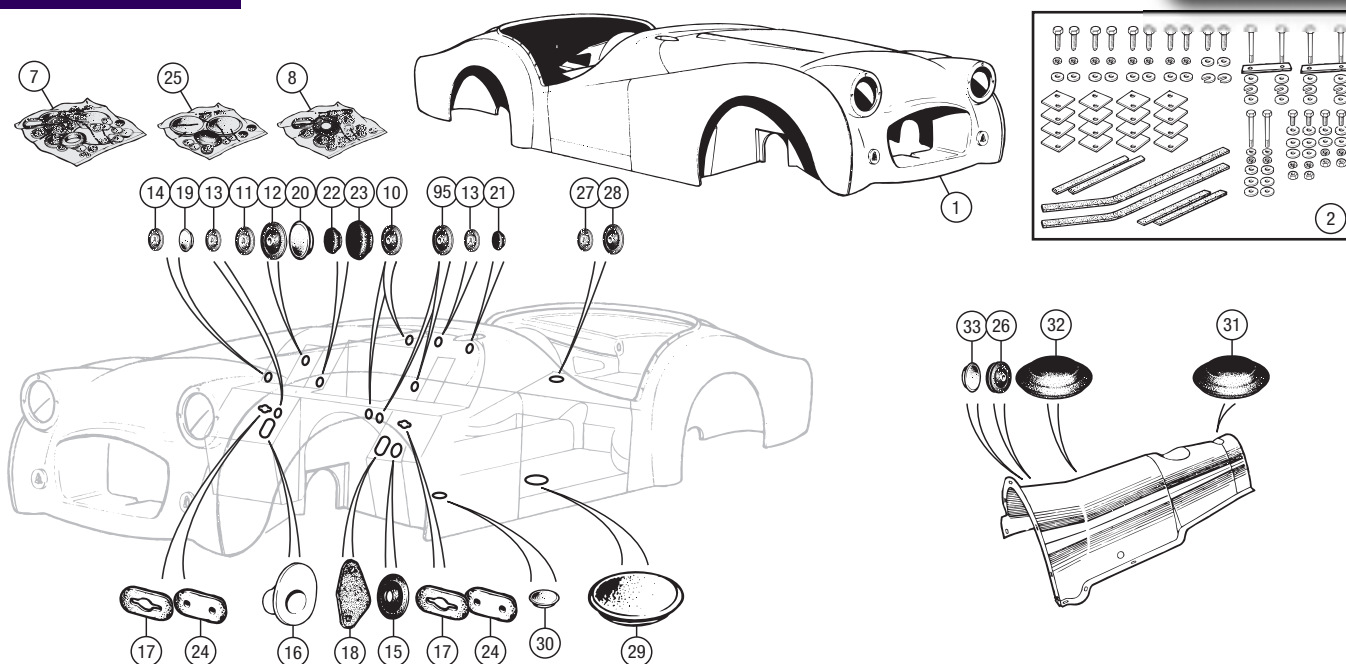
TR5, TR250

67	GROMMET & PLUG KIT, car set	1	RF4159
	Includes items 68, 78 & 86.		
68	GROMMET & PLUG KIT, front bulkhead and forward	1	RF4160
	Includes items 69 - 77.		
69	GROMMET, steering column	1	610608
	Fits 2 3/8" hole.		
70	GROMMET, main wiring loom	1	600400W
	Fits 1" hole.		
71	GROMMET, wiper rack tube, oil gauge tube, choke and water valve cables	3	600395
	Fits 1" hole.		
72	GROMMET, main wiring loom, speedo and tachometer cables, radio aerial lead (fits 1" hole)	5	600396
73	PLUG, blanking hole on bulkhead for speedometer cable routing (fits 1" hole)	1	600399
74	GROMMET, marker and side lamp cables through inner wing (fits 1/2" hole)	2	61917
75	GROMMET, bonnet cable, screen wash tubes and electrical cable, scuttle vent rod	5	61917
	Fits 1/2" hole.		
76	GASKET, bulkhead heater connector	1	611040
77	PLUG, blanking holes in bulkhead adjacent to screen washer reservoir (fits 3/8" hole)	2	CD27769
78	GROMMET & PLUG KIT, cockpit area	1	RR1457
	Includes items 79 - 85.		
79	PLUG, jacking hole in floor panel	2	603384
	Fits 3 1/4" hole.		
80	PLUG, hole in floor panel behind seat	2	609186
	Fits 5/8" hole.		
81	PLUG, hole in floor panel behind seat	2	600399
	Fits 1" hole.		
82	GROMMET, handbrake cable and gearbox wiring loom (fits 1" hole)	3	600396
83	PLUG, prop shaft lubrication access	1	605602
	Fits 2 1/2" hole.		
84	PLUG, blanking, screen capping	2	612976
	Fits 3/8" hole.		
85	PLUG, unused inertia seat belt holes	2	14A7031
	As fitted; fits 1/2" hole.		
86	GROMMET & PLUG KIT, boot area and rear of bulkhead trim panel	1	RF4161
	Includes items 87 - 103.		
87	PLUG, chassis rear crossmember	1	612976
	Fits 3/8" hole.		
88	SEAL, sponge, fuel tank drain	2	611733
	If drain plug fitted.		
89	PLUG, hole for fuel tank drain	1	623176
	No drain plug fitted; fits 1 3/8" hole.		
90	PLUG, holes either side of fuel tank	2	600399
	TR250; fits 1" hole.		
91	PLUG, hole in LH wheel arch side	3	CD22869
	TR250; fits 1/4" hole.		
92	PLUG, paint drainage holes (fits 1" hole)	1	600399
93	GROMMET, fuel pipe in boot floor		
	TR5 (fits 1" hole)	2	600395
	TR250 (fits 1" hole)	1	600395
94	PLUG, fuel pipe hole in boot floor	1	600399
	TR250; fits 1" hole.		
95	GROMMET, fuel pump vent pipe	1	600396
	TR5; fits 1" hole.		
96	GROMMET, fuel pump to PRV hose	1	600396
	TR5; fits 1" hole.		
97	GROMMET, PRV to fuel filter hose	1	600395
	TR5; fits 1" hole.		
98	PLUG, rubber, blanking	4	14A7031
	As fitted; fits 1/2" hole.		
99	GROMMET, number plate lamp cables; through spare wheel pan sides (lamps mounted on over riders)	2	600395
	Not TR5 Germany; fits 1" hole.		
	in boot lid (lamps mounted on boot lid)	2	61917
	TR5 Germany only; fits 1/2" hole.		
100	GROMMET, reverse lamp and side marker cables through rear body side (fits 1" hole)	2	600395
101	PLUG, hole in spare wheel pan sides (no. plate lamps mounted on boot lid)	2	600399
	TR5 Germany only; fits 1" hole.		
102	GROMMET, fuel filler cap (fits 2 3/8" hole)	1	650247
103	PLUG, rear bulkhead shelf (fits 5/16" hole)	1	CD22869

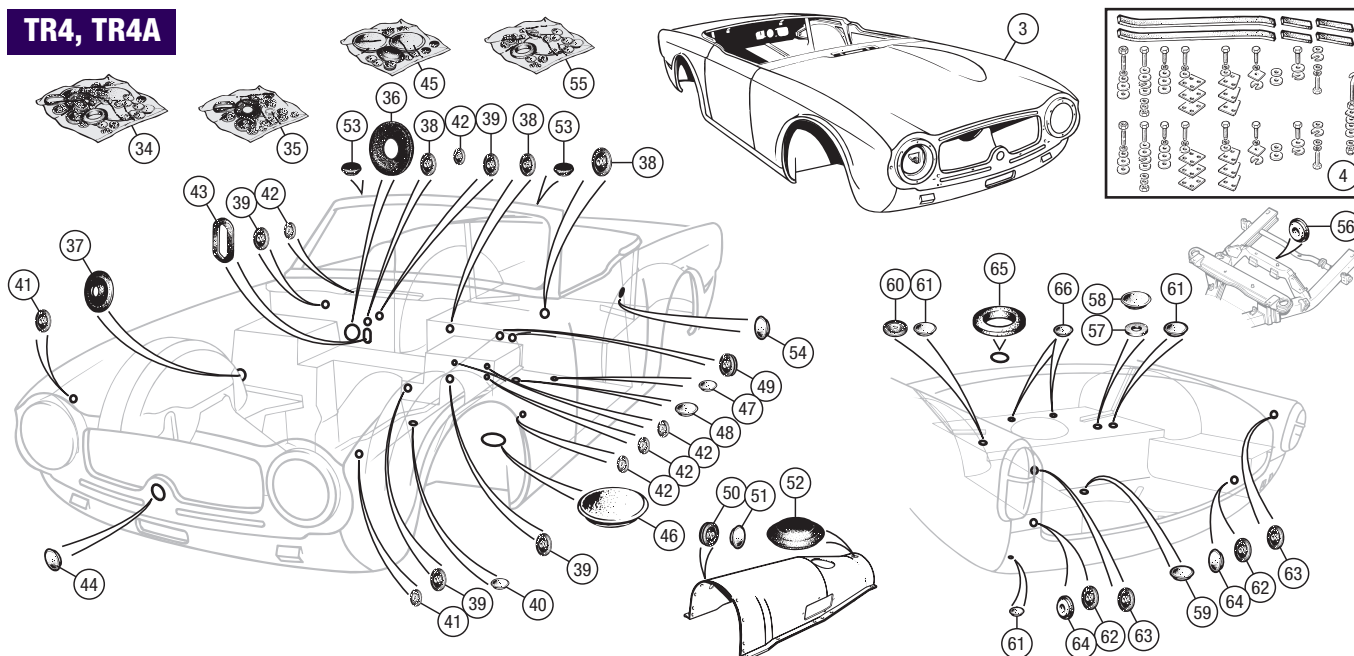
TR2, TR3, TR3A

ALL MODELS

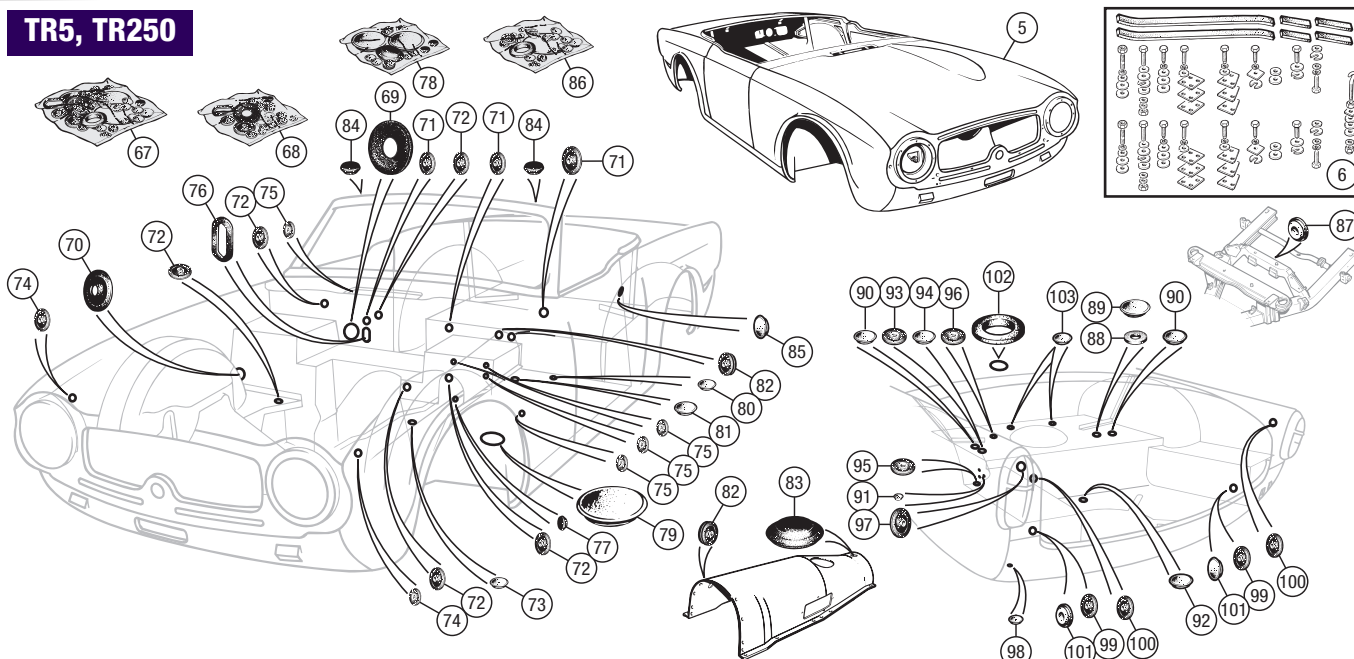
BODY SHELL - ALL MODELS



TR4, TR4A



TR5, TR250



No.	DESCRIPTION	QTY REQ.	PART No.
-----	-------------	----------	----------

No.	DESCRIPTION	QTY REQ.	PART No.
-----	-------------	----------	----------

No.	DESCRIPTION	QTY REQ.	PART No.
-----	-------------	----------	----------

TR2-3A

Bonnet

1	BONNET;		
	aluminium, TR2 to TS550	1	-
	steel, for cable operated release mechanism		
	TR2 TS550 to TS4228	1	900439
	steel, for Dzus fasteners, with four rear slots		
	TR2 from TS4229, TR3,		
	TR3A to TS22529	1	900666
	steel, for Dzus fasteners, with two rear slots		
	TR3A TS22530 to TS60000	1	901272
	steel, raised hinge positions		
	TR3A from TS60001	1	560558

Front Apron

2	FRONT APRON ASSEMBLY, TR2	1	900458
2	FRONT APRON ASSEMBLY, TR3	1	901006
3	FRONT APRON ASSEMBLY, TR3A	1	508841

Front aprons as supplied are unpierced for mounting bolts, badges, grille mouldings etc. to allow them to be specifically tailored for the cars they are to be fitted to.

4	CLIP, platform to inner wing, TR3A	4	FJ24074
5	ACME SCREW, TR3A	4	UL2706
6	WASHER, plain, TR3A	4	GHF314
7	TIE MEMBER, front apron to inner wings	1	900396
8	SCREW, tie member to front apron	8	SH604111
9	BOLT, tie member to inner front wing	4	GHF102
10	NUT, plain	12	GHF200
11	WASHER, shake proof	12	GHF321
12	NUT, square	A/R	NQ2707
13	CAGE for square nut	A/R	CN2
14	STAY, front apron lower edge to chassis front cross tube, TR2, TR3	1	108480
15	SCREW, stay to apron and chassis, TR2, TR3	2	HU503
16	WASHER, plain, TR2, TR3	2	WP5
17	WASHER, locking, TR2, TR3	2	WL105001
18	NUT, plain, TR2, TR3	2	HN2005

Front Wing

19	WING;		
	RH front	1	901271
	LH front	1	901270
20	WING REPAIR PANEL, lower 12";		
	RH	1	901271RP
	LH	1	901270RP

FRONT WING FITTING KIT - 901270FK



21	FRONT WING FITTING KIT	2	901270FK
----	------------------------	---	----------

The front wing fitting kit includes all fasteners to fit one wing, with the exception of the bonnet buffer (see Front Body Fittings) which secures the wing in the front corner of the bonnet aperture.

22	SCREW, wing to inner wing	22	GHF117
23	WASHER, plain	22	GHF300
24	SCREW, wing to front apron	12	GHF117
25	WASHER, plain	12	GHF300
26	SCREW, wing to 'A' post	12	GHF117
27	WASHER, plain	12	GHF300
28	SCREW, wing to inner sill	6	GHF117
29	WASHER	6	GHF300
30	SCREW, wing to scuttle panel	2	GHF117
31	WASHER, plain, on screw	2	GHF300
32	WASHER, locking	2	GHF331

Doors & Door Skins

LONG DOOR, TR2 to TS4001

33	DOOR ASSEMBLY;		
	RH	1	900492
	LH	1	900491
34	DOOR SKIN;		
	RH, outer	1	900492RP
	LH, outer	1	900491RP

SHORT DOOR WITH WOODEN TOP RAIL (No Exterior Handles)

TR2 from TS4002, TR3 to TS22013

33	DOOR ASSEMBLY;		
	RH	1	553036
	LH	1	553035
34	DOOR SKIN;		
	RH, outer	1	553036RP
	LH, outer	1	553035RP

SHORT DOOR WITH WOODEN TOP RAIL (Exterior Handles)

TR3A to TS60000

33	DOOR ASSEMBLY;		
	RH	1	901211
	LH	1	901210
34	DOOR SKIN;		
	RH, outer	1	901211RP
	LH, outer	1	901210RP

SHORT DOOR WITH STEEL TOP RAIL

TR3A from TS60001

33	DOOR ASSEMBLY;		
	RH	1	850114
	LH	1	850113
34	DOOR SKIN;		
	RH, outer	1	901211RP
	LH, outer	1	901210RP

Scuttle Top

35	SCUTTLE TOP;		
	TR2 to TS994	1	900467
	No vent lid, 10 1/2" between wheelbox holes.		
	TR2 TS995 to TS6156	1	RW3122
	No vent lid, 14 1/2" between wheelbox holes.		
	TR2 from TS6157, TR3 to TS12568	1	900702
	For vent lid fitment, 14 1/2" between wheelbox holes.		
	TR3 from TS12569, TR3A to TS32833	1	801490
	For vent lid fitment, 14 1/2" between larger wheelbox holes.		
	TR3A TS32834 to TS60000	1	802880
	With aeroscreen mounting holes deleted.		
	TR3A from TS60001	1	950037
	With bonnet hinge plinths.		

VENT LID ASSEMBLY - 800912



36	VENT LID ASS'Y, including mechanism		
	TR2 from TS6157, TR3, TR3A	1	800912
	VENT LID, with hinge only	1	603421
37	SCREW, securing vent lid to bulkhead	4	HU503
38	WASHER, locking	4	WL105001
39	SEAL, vent lid	1	600597
40	SPRING, for vent lid	1	600549
41	TAG, securing wiring loom	A/R	603559

Inner Front Wing

42	INNER FRONT WING;		
	TR2 to TS4228		
	RH	1	900398
	LH	1	900397
	TR2 TS4229 to TS6001		
	RH	1	900657
	LH	1	900656

43	INNER FRONT WING;		
	TR2 from TS6002, TR3		
	RH	1	900691
	LH	1	900690
	TR3A		
	RH	1	901213
	LH	1	901212

Inner front wings as supplied are unpierced and not fitted with wiring tags or captive nuts to allow them to be specifically tailored for the cars they are to be fitted to.

44	PLATE, bulkhead sealing	2	900410
45	TOP SEAL	2	602079
46	RIVET, to secure top seal to plate	8	552522
47	SIDE SEAL	2	650172
48	TOP STRIP, bulkhead sealer plate	2	602080
49	SCREW, plate securing	10	GHF117
50	WASHER, plain	10	GHF300
51	WASHER, locking	10	GHF331
52	CLIP, side seal to plate	6	608520

The clip (part no. 606389) used on TR4-6 side seals is listed here as an additional improvement in the method of fixing the seal to the bulkhead sealer plate.

Bulkhead

Bulkheads started life as suitable for both LH and RH drive applications. From TS 60001 approx bulkheads of defined RH or LH steering were introduced.

53	BULKHEAD ASSEMBLY;		
	TR2, TR3, TR3A to TS22529	1	900444
	TR3A TS22530 to TS60000	1	901273
	TR3A from TS 60001		
	RHD	1	950014
	LHD	1	950013
54	MEMBER, scuttle rim;		
	TR2 to TS 6156 (no vent lid)	1	701004
	TR2 from TS6157, TR3, TR3A to TS600001		701540
	TR3A from TS60001	1	802879
55	TIE MEMBER ASSEMBLY;		
	TR2, TR3, TR3A to TS60000 with aeroscreen mounting nut		
	RH	1	701007
	LH	1	701006
	TR3A from TS60001		
	RH	1	703602
	LH	1	703601
56	SCREW, wood, rim member to scuttle;		
	TR2, TR3, TR3A to TS60000	4	SP87F7
	TR2, TR3, TR3A to TS60000	16	SP87E3
57	SCREW, wood, tie to rim members		
	TR2, TR3, TR3A to TS60000	4	SP87H4
58	STEEL BATTERY BOX, replacement	1	B0D1
	Includes 'J' bolt plates		
59	HARD PLASTIC BATTERY LINER	1	AM7300
	Minimises damage from leaking acid; rather nice aftermarket accessory.		
60	TUBE, rubber, battery box drain		
	TR2 from TS3268, TR3, TR3A	1	552365
61	TUBE, rubber, drain, vent tray to steering column hole in bulkhead	1	602947
62	CLIP, drain tube attaching	A/R	604390
63	POCKET, master cylinder to bulkhead;		
	TR2, TR3, TR3A to TS60000	1	701005
	TR3A from TS60001	1	750030
64	BACKPLATE, master cylinder pocket	1	553129
65	SCREW, backplate to pocket	4	YZ3404
66	SPIRE NUT, backplate attaching	4	FU2584
67	PLATE, blanking pocket aperture;		
	embossed type	1	700886
	plain type	1	708049
68	SCREW, pocket and blanking plate to bulkhead	14	GHF117
69	WASHER, plain	14	GHF300
70	WASHER, locking	14	GHF331
71	BRACKET, wiper motor to bulkhead;		
	TR2, TR3 to TS12568	1	602130
	TR3 from TS12569, TR3A	1	702377
72	SCREW, bracket to bulkhead	3	SH604041
73	WASHER, locking	3	GHF331

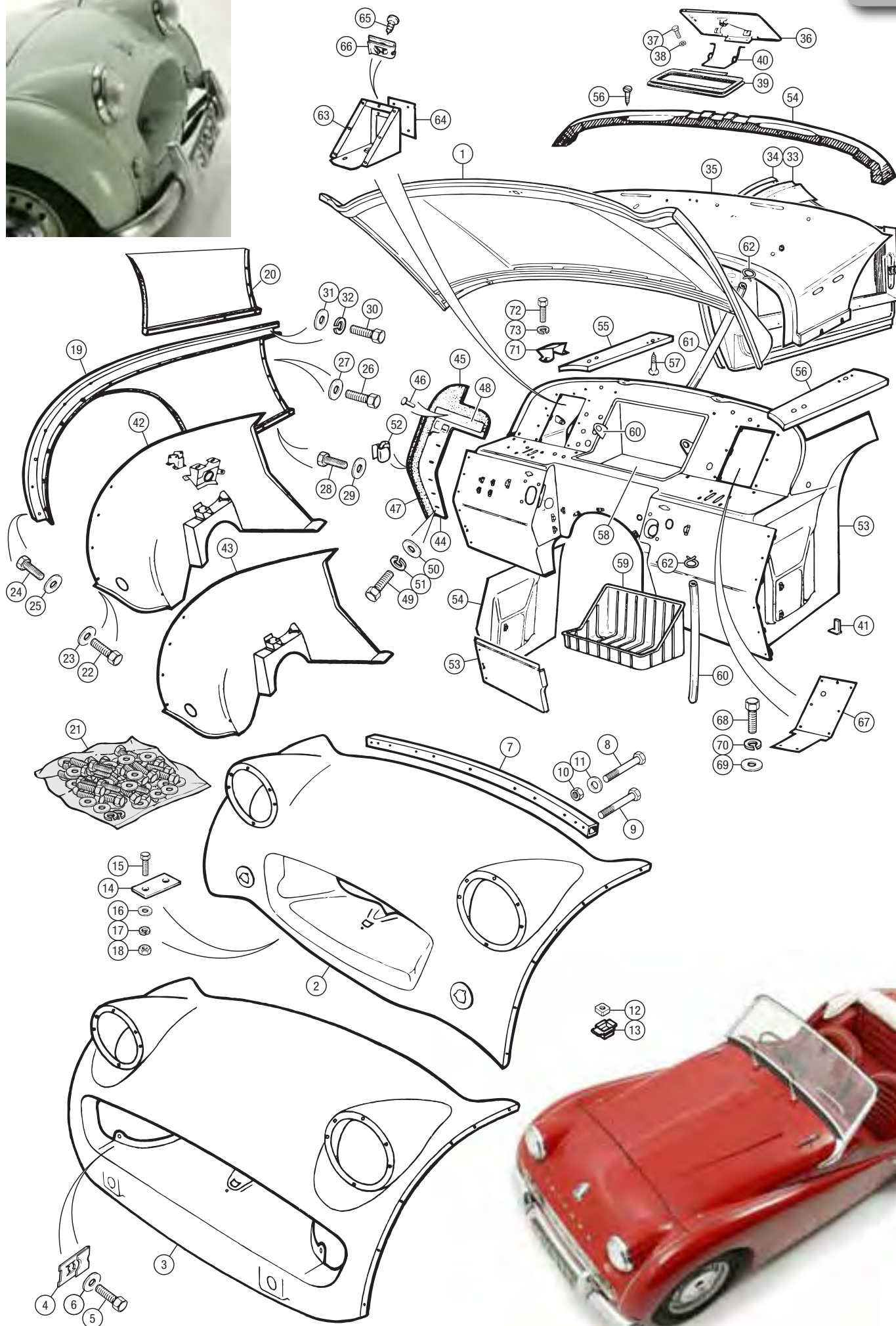
LH FRONT WING - 901270



ORDER BY PHONE: 01522 568000 / ON LINE: www.rimmerbros.co.uk / E-MAIL: sales@rimmerbros.co.uk

TR2-3A

BODY PANELS - FRONT - TR2-3A



No.	DESCRIPTION	QTY REQ.	PART No.
-----	-------------	----------	----------

TR4-4A-5-250

Bonnet

1	BONNET ASSEMBLY; TR4 to CT6429	1	950121
	TR4 from CT6430 to 37689	1	903178
	TR4 from CT37690, TR4A	1	904130
	TR5, TR250	1	908031

For bonnet fixings and components, see 'Body Fittings' section.

Front Valance

2	UPPER VALANCE, front; TR4	1	850618
	TR4A	1	808801
	TR5, TR250	1	812408
3	BRACKET, grille & lamp attachment Qty. decreases on TR4A, TR5, TR250	4/2	616886
4	WIRING LOOM TAG	A/R	603559
5	LOWER VALANCE, front; with oil cooler aperture	1	812030
	without oil cooler aperture	1	850406

Front Wings

6	FRONT WING, LH	1	950109
7	FRONT WING, RH	1	950110
8	FRONT WING REPAIR; LH	1	950109REP
	RH	1	950110REP
9	FRONT WING FITTING KIT One kit per front wing (includes items 10 to 25).	2	950109FK
10	SCREW, special, wing forward edge	2	650307
11	WASHER, locking	6	GHF331
12	SPIRE NUT	2	FJ2407/4
13	SCREW, set, wing to lower valance	4	GHF117
14	WASHER, plain	4	GHF300
15	SCREW, set, wing to upper valance	4	GHF117
16	WASHER, locking	4	GHF331
17	WASHER, plain	4	GHF300
18	SCREW, special, wing to inner wing	14	650307
19	SPIRE NUT	14	FJ2407/4
20	BOLT, Acme type, wing to sill	6	UL2706
21	WASHER, plain	6	GHF300
22	SPIRE NUT	6	FJ2407/4
23	SCREW, set, wing to A post	6	GHF117
24	WASHER, locking	6	GHF331
25	WASHER, plain	6	GHF300

Doors & Door Skins

TR4, TR4A			
26	DOOR; LH	1	903549
	RH	1	903550
27	DOOR SKIN; LH	1	950005
	RH	1	950006
TR5, TR250			
26	DOOR; LH	1	907757
	RH	1	907758
27	DOOR SKIN; LH	1	812775
	RH	1	812776

Scuttle Top

28	SCUTTLE TOP PANEL ASSEMBLY	1	850352
29	VENT LID AND HINGE ASSEMBLY	1	705242
30	PIN, hinge	2	563040
31	SPRING, vent lid	1	611145
32	SCREW, vent lid to scuttle	3	HU503
33	WASHER, locking	3	WL105001
34	SEAL, vent lid	1	611118

No.	DESCRIPTION	QTY REQ.	PART No.
-----	-------------	----------	----------

Front Wheel Arches

See also Accessories (no.91) for arch protectors.

WHEEL ARCH ASSEMBLY; TR4, TR4A			
	LH	1	850452
	RH	1	850453
TR5, TR250			
	LH	1	907203
	RH	1	907204
TR6; see note below			
	LH	1	576477
	RH	1	576478
35	WHEEL ARCH PANEL, LH, TR6; see note below	1	907097
36	WHEEL ARCH PANEL, RH, TR6; see note below	1	907098
Wheel arch assemblies are supplied fitted with arch reinforcements and chassis mounting brackets; wheel arch panels are bare. In the absence of guaranteed supplies of TR4/TR4A and TR5/TR250 wheel arches and assemblies, TR6 items can be used. This may, depending on the car to receive them, require the process of carefully unpicking one or two unwanted components from the new TR6 assemblies and substitution of others from the old wheel arches.			
The outstanding difference between the TR6 wheel arch pressings and those originally fitted to earlier cars is the large depression in the RH wheel arch. This is not so pronounced on TR5s and TR250s and does not feature at all on TR4s and TR4As.			
37	REINFORCEMENTS, arch, upper; LH	1	811480
	RH	1	811485
38	REINFORCEMENTS, arch, lower; LH	1	811493
	RH	1	811494
39	BRACKET, mounting to chassis; LH	1	811703
	RH	1	811704
40	WIRING LOOM TAG	A/R	603559
41	BRACKET, bonnet stay rod Not included with RH wheel arch ass'y.	1	750229
BRACKET, body lifting, LH, TR5, TR250			
		1	623588
42	BRACKET, body lifting, RH, TR5, TR250	1	623589
43	STAYROD, valance to wheel arch, TR4, TR4A		
	LH	1	750205
	RH	1	750206
TR5, TR250			
	LH	1	712401
	RH	1	712402
44	SCREW, upper valance & wheel arch	4	GHF117
45	WASHER, locking	4	GHF331
46	NUT, plain	2	GHF200

Front Inner Wings

Inner wings are produced to the later (TR5, TR250) condition and will require minor modification when used on TR4s and TR4As.

47	INNER WING, LH	1	811944
48	INNER WING, RH	1	811945
49	RETAINER, nut cage	4	CN2
50	NUT, square, captive	4	NQ2707
51	TAG, securing wiring loom	A/R	603559
52	GROMMET, side lamp lead TR4A, TR5, TR250.	2	61917
	PLUG, blanking side lamp lead hole TR4 (use when fitting new inner wings).	2	14A7031
53	FILLER, front wing; LH	1	850457
	RH	1	850458
54	BAFFLE PLATE KIT; LH	1	750150K
	RH	1	750151K
55	BAFFLE PLATE; LH	1	750150
	RH	1	750151
56	SEAL, baffle plate	2	650172
57	CLIP, seal to baffle plate	6	608520
58	SCREW; baffle plate securing	2	GHF101
	baffle plate attaching	10	SH604051
59	WASHER, locking	12	GHF331
60	WASHER, plain	12	GHF301
61	NUT, baffle plate securing	2	GHF200

No.	DESCRIPTION	QTY REQ.	PART No.
-----	-------------	----------	----------

Plenum & Bulkhead

62	PLENUM ASSEMBLY	1	811989
As with a handful of other panels, the new plenum assembly offered is manufactured to the later (TR5, TR250) condition.			
It may, however, be used as a straight replacement for the original TR4/TR4A item without detracting from the car's appearance in any way.			
63	DRAIN TUBE, plenum	2	650162
64	HOSE, rubber, plenum water drainage	2	Use item 65
Water drainage from the plenum is very important if wet carpets and feet are to be avoided. Regular clearing of the drain hoses with a flexible rod will dislodge any congealing rain soaked leaves or small furry fauna which might otherwise block the system. A longer water drain hose can be fitted to take the water out of the wing/sill/bulkhead box section. This will involve cutting a 1 1/2" hole in each wing baffle plate for the longer hose to pass through (see illustration opposite).			
65	HOSE, longer with elbow end	2	602057
66	CLIP, hose	2	CS4013
67	GROMMET, hose	2	AHA8401
68	PLATE, wheel box access Refit using suitable, pliable water sealant.	2	650159
69	SCREW, plate to plenum	8	AB608031
70	BULKHEAD ASSEMBLY; RHD, TR4, TR4A; LHD, TR4, TR4A; RHD, TR5 LHD, TR5, TR250	1	850351
		1	850350
		1	815834
		1	815835
71	REPAIR PANEL, vertical, behind battery (see notes below); RH steering	1	812120
	LH steering	1	812121
72	REPAIR PANEL, vertical, section to plenum (see notes below)	1	812122
73	REPAIR PANEL, horizontal section below battery (see notes below) RH steering	1	907418
	LH steering	1	907419
74	REPAIR PANEL, horizontal section below battery, centre battery area only (all models)	1	907418RP
75	FOOTWELL FRONT PANEL, LH (see notes below) RH steering	1	815836
	LH steering	1	815837
76	FOOTWELL FRONT PANEL, RH (see notes below); RH steering	1	811979
	LH steering	1	811981
Items 71 to 73, 75 and 76 are all manufactured to their later conditions; this means that they contain, to a greater or lesser degree, details such as reinforcement ribs and piercings appropriate to TR5s and TR250s. The basic form or silhouette is the same for TR4s and TR4As and as such these panels may be used either fully or in part to repair a TR4/TR4A bulkhead. Bear in mind that if you intend to fit them as full panels to a TR4 or TR4A, the original under-bonnet appearance of your car is likely to be compromised unless skilled work is carried out to modify or eradicate the TR5/TR250 details.			
77	BRACKET, steering column strap; RH steering	1	705219
	LH steering	1	705218
78	BRACKET, wiper motor mount Qty. decreases for TR5, TR250.	3/2	611152
79	BRACKET, battery stay LH	1	611048
80	BRACKET, battery stay RH	1	610796
81	POCKET, bulkhead	1	750058
82	GUSSET, bulkhead pocket	1	612283
83	GUSSET, dash, LH	1	706313
84	NUT, square, pedals to bulkhead	A/R	NQ2708
85	RETAINER, square nut	A/R	600032
86	TAG, wiring loom	A/R	603559
87	BULKHEAD END PANEL ASS'Y, LH	1	811985
88	BRACKET, bonnet release cable	1	615901
89	BULKHEAD END PANEL ASS'Y, RH	1	811986
90	TAG, wiring loom	A/R	603559

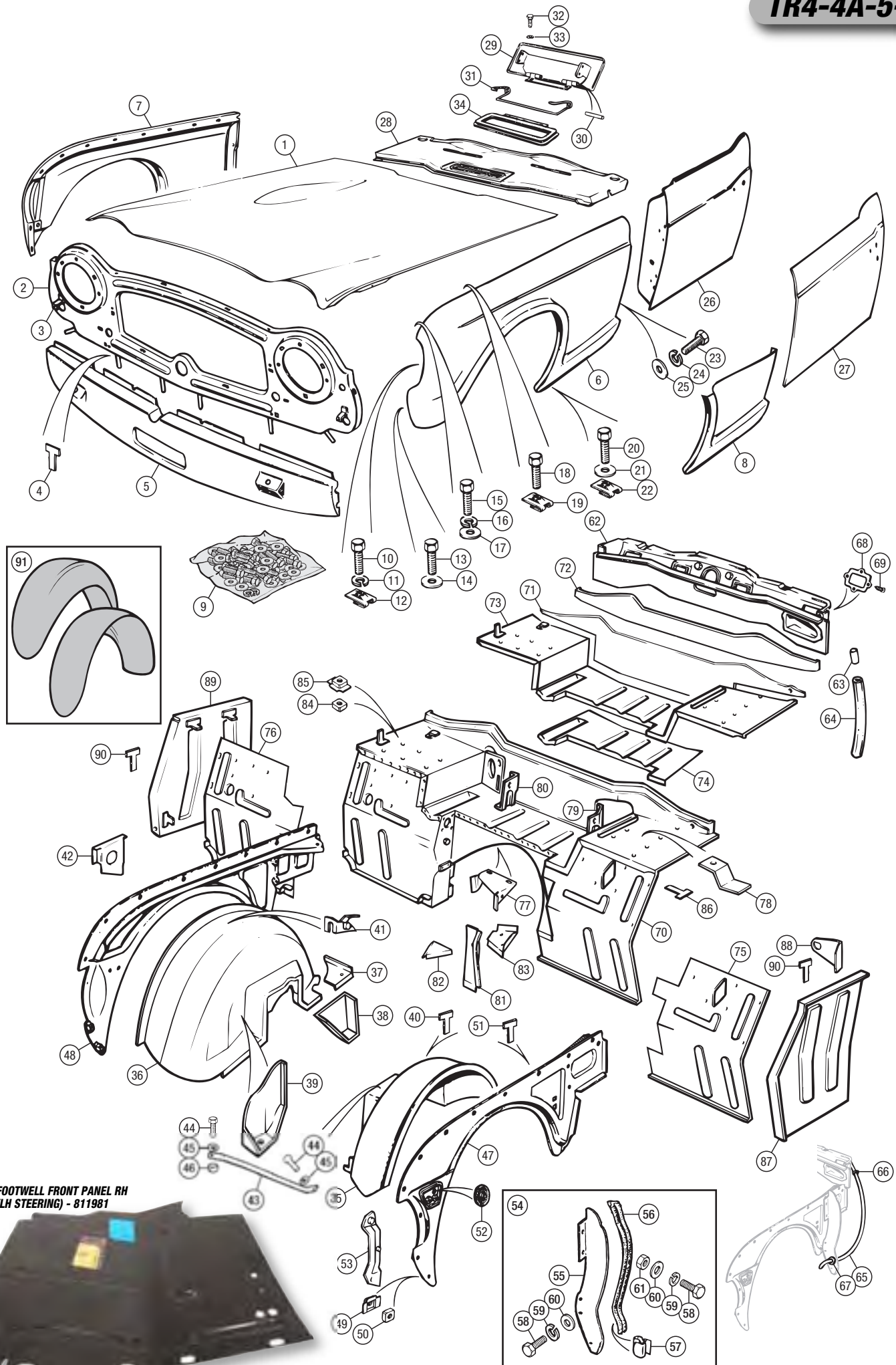
WIRING LOOM TAGS

These little tinkers have caused many heated discussions over the years. The long thin tag used on the inner front wings and wheel arches was part number 603559. Fact: It was "I" shaped. Fact: The item was redesigned 13th January 1978 and was then no longer shaped.

Accessories

91	WHEEL ARCH PROTECTOR SET; front	1	GTK160
	rear	1	GTK161

Pre-moulded, fits inside the front or rear wheel arches protecting from the elements. Supplied as a pair. Easy to fit. See 'Accessories' section for photo.



FOOTWELL FRONT PANEL RH
(LH STEERING) - 811981

TR2-3A

Rear Wing

1	WING;		
	TR2 to TS1306		
	RH rear	1	900486
	LH rear	1	900485
	TR2 from TS1307, TR3, TR3A		
	may be used on earlier TR2s		
	RH rear	1	900613
	LH rear	1	900612



REAR WING FITTING KIT - 900612FK

2	REAR WING FITTING KIT	2	900612FK
	The fitting kit includes items 3-13 for one wing:		
3	MUSHROOM HEADED SCREW, rear wing to boot liner panel	10	552433
4	WASHER, on mushroom screw	10	GHF300
5	SCREW, rear wing to chassis frame	6	GHF117
6	WASHER, on screw	6	GHF300
7	CLAMP, rear wing fixing	2	602167
8	SCREW, rear wing to chassis frame	4	GHF117
9	WASHER, plain	4	GHF300
10	WASHER, locking	4	GHF331
11	NUT, plain	4	GHF200
12	SCREW, rear wing to quarter panel	18	GHF117
13	WASHER, on screw	18	GHF300
14	STAY, rear wing to chassis frame	2	601937

Rear Quarter Panel

15	QUARTER PANEL, TR2, TR3, TR3A to TS 60000;		
	RH	1	900474
	LH	1	900473
16	QUARTER PANEL TR3A from TS60001;		
	RH	1	850044
	LH	1	850043

The difference between the early and later quarter panels is in the flange mounting the panel to the rear deck. Either condition panel can be used, but modification of the flange may be necessary.

17	INNER QUARTER PANEL, TR2, TR3, TR3A to TS 60000;		
	RH	1	900416
	LH	1	900415
18	INNER QUARTER PANEL, TR3A from TS60001;		
	RH	1	950036
	LH	1	950035

Early inner quarter panels 900415/6 may be used on a post TS60000 car, but slight flange modifications will be necessary.

Wheel Arch, Rear Floor, Boot Lid & Rear Apron

Common Panels & Panels Unique to TR2, TR3, TR3A to TS60000

19	WHEEL ARCH ASSEMBLY, TR2, TR3, TR3A to TS60000;		
	RH	1	552909
	LH	1	552908
20	BOOT LINING PANEL, TR2, TR3, TR3A to TS60000;		
	RH	1	900614
	LH	1	900615
21	STIFFENER, TR2 to TS1306;		
	RH	1	800640
	LH	1	800639
22	STIFFENER, TR2 from TS1307, TR3, TR3A to TS60000;		
	RH	1	800789
	LH	1	800788
23	REAR FLOOR ASSEMBLY		
	TR2, TR3, TR3A to TS60000	1	900449
	PANEL, rear floor	1	900407
	TUNNEL, propeller shaft	1	900408
	Included in rear floor assembly.		
24	PANEL, rear deck		
	TR2, TR3, TR3A to TS60000	1	900475
25	RAIL, deck, centre		
	TR2, TR3, TR3A to TS60000	1	900409

26	RAIL, end deck, RH		
	TR2, TR3, TR3A to TS60000	1	800787
27	RAIL, end deck, LH		
	TR2, TR3, TR3A to TS60000	1	800786
28	BLOCK, wood, supporting side deck capping	2	-
29	CHANNEL, drain, boot lid side LH		
	TR2, TR3, TR3A to TS60000	1	900434
30	CHANNEL, drain, boot lid side RH		
	TR2, TR3, TR3A to TS60000	1	900435
31	CHANNEL, drip, rear edge		
	TR2, TR3, TR3A to TS60000	1	900433
32	BOOT LID ASSEMBLY;		
	TR2, TR3	1	900479
	TR3A to TS60000	1	802637
33	FLOOR, boot		
	TR2, TR3, TR3A to TS60000	1	900412
	Includes fuel tank strap nut plates.		
34	REAR APRON;		
	TR2, TR3 to TS18912	1	900477
	TR3 from TS18913, TR3A	1	901299
35	PLATE, budget lock striker		
	TR3A to TS60000	1	607212
36	LID, spare wheel compartment		
	BRACKET, lock mounting;	1	900483
	Included in lid.		
	RH	1	602094
	LH	1	602095
37	CONTAINER, spare wheel		
	TR2, TR3, TR3A to TS60000	1	900401
	BRACKET, spare wheel stop	1	700938
	Included in container.		
	STRIKER, spare wheel lid lock	2	602157
	Included in container.		
38	TAG, wiring loom attachment	A/R	602150
39	NUT, square	A/R	NQ2707
40	CAGE, for nut	A/R	CN2
41	CAGE, elongated type, for nut	A/R	CN3

The above constitute a standard captive nut system used extensively on the bodyshells of TR2s, TR3s and TR3As.

Rear Apron Closing Panels

54	CLOSING PANEL;		
	TR2, TR3, TR3A to TS60000		
	LH	1	900421
	RH	1	900422
55	CLOSING PANEL;		
	TR3A from TS60001		
	LH	1	850054
	RH	1	850055
56	INNER REAR BOTTOM PANEL, apron to boot floor	1	900402
57	BRACKET, body to chassis;		
	LH	1	900419
	RH	1	900420
58	SCREW, bracket to chassis	2	GHF103
59	WASHER, plain	2	RTC610A
60	WASHER, locking	2	GHF332
61	NUT, plain	2	GHF201



'A' POST ASSEMBLY LH - 800573

Sills, 'A' Post, 'B' Post

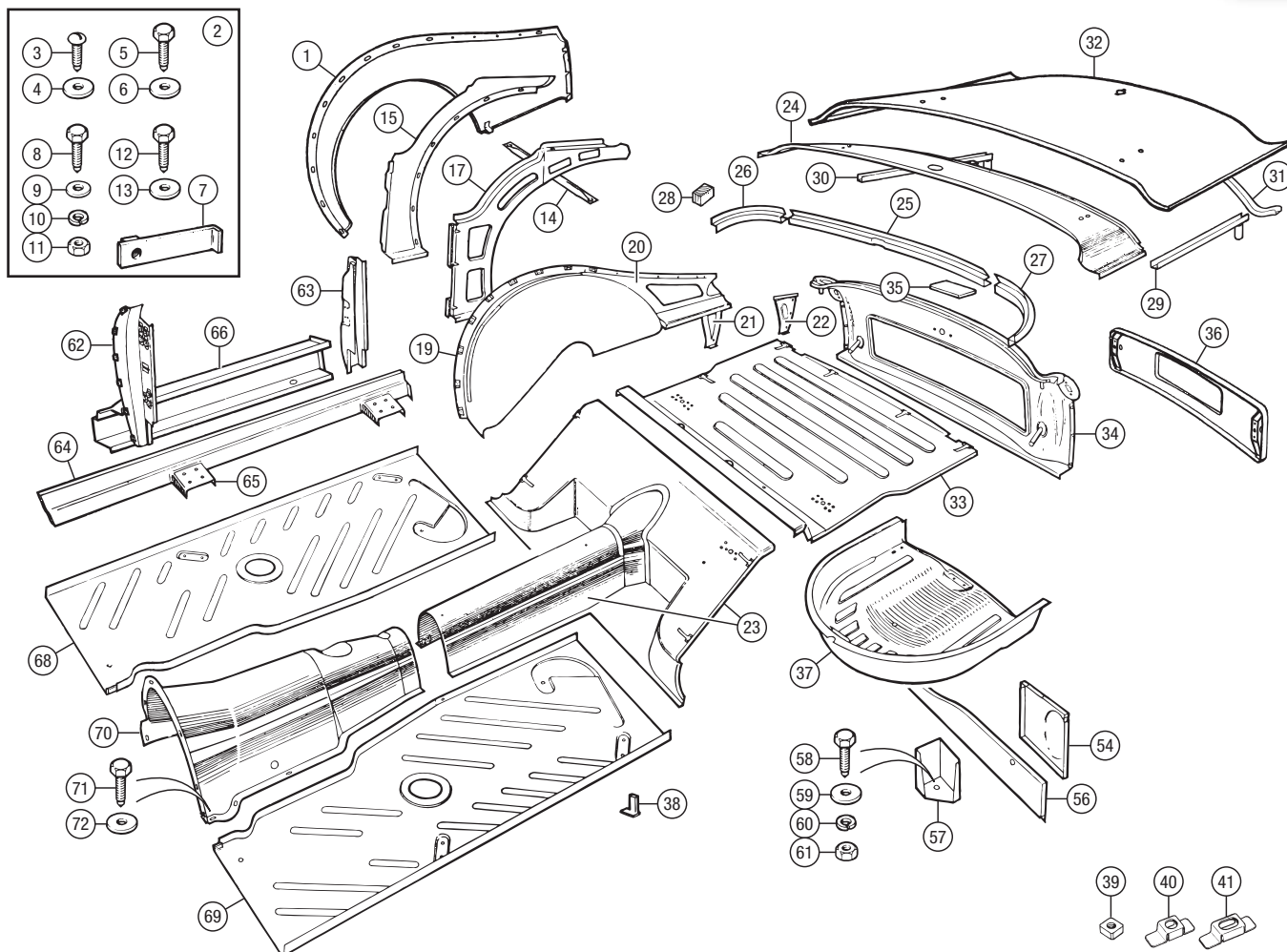
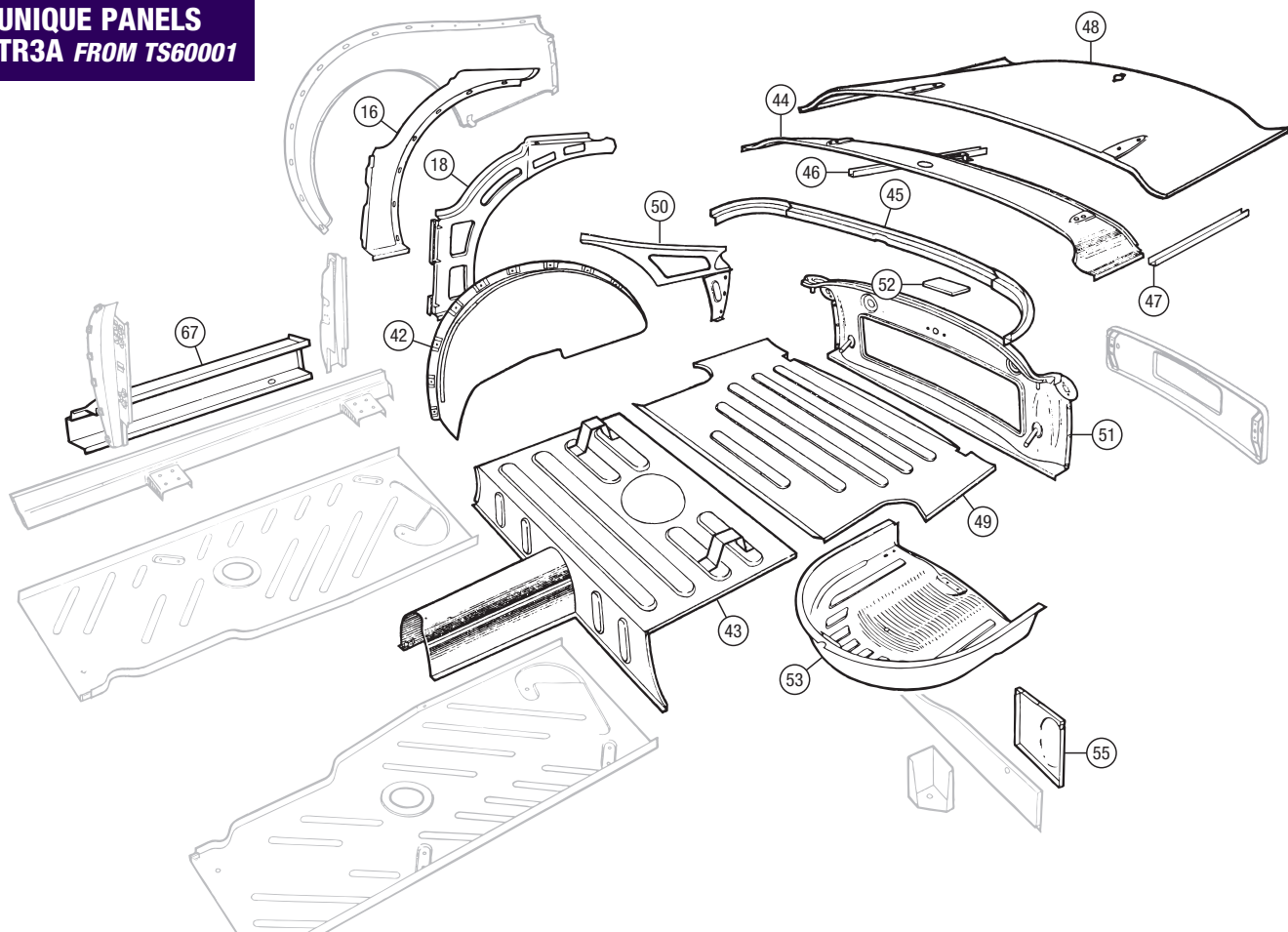
62	'A' POST ASSEMBLY;		
	RH	1	800574
	LH	1	800573
63	'B' POST ASSEMBLY;		
	RH	1	850119
	LH	1	850118
64	INNER SILL ASSEMBLY;		
	RH	1	900391
	LH	1	900390
65	CHASSIS OUTRIGGER, for body mounting	2	RW3013
66	OUTER SILL;		
	TR2 from TS4002, TR3, TR3A to TS 60000		
	RH	1	900659
	LH	1	900658
67	OUTER SILL;		
	TR3A from TS60001		
	RH	1	850038
	LH	1	850037

Floor Panels

68	FLOOR, RH;		
	TR2, TR3, TR3A to TS60000	1	900394
	TR3A from TS60001	1	950054
69	FLOOR, LH;		
	TR2, TR3, TR3A to TS60000	1	900393
	TR3A from TS60001	1	950053

Gearbox Cover & Fittings

70	COVER, gearbox, steel;		
	TR2, TR3, TR3A to TS60000	1	900392
	TR3A from TS60001	1	901550
71	SETSCREW	16	GHF117
72	WASHER, plain	16	GHF300

COMMON PANELS & PANELS UNIQUE UP TO TS60000

**UNIQUE PANELS
TR3A FROM TS60001**


TR4-4A-5-250

Rear Deck

The forward sections of the rear deck assembly on the TR4 differ from those on the TR4A, TR5 and TR250. The difference is cosmetic: the cockpit-side face of each forward section is straight, whereas on the later cars this face is planished back slightly (but noticeably) to clear the later hood and frame design. Since only the later forward sections are available, it is preferable to fit them in pairs on a TR4 to avoid a glaring mismatch.

1	REAR DECK ASSEMBLY TR4A, TR5, TR250 May be used on TR4.	1	808776
2	CENTRE SECTION, rear deck	1	808776SKIN
3	FRAME, deck section support	1	813958
4	TAG, wiring loom	4	603559



FORWARD REAR DECK
SECTION LH - 815521

5	FORWARD SECTION; TR4A, TR5, TR250; fit in pairs on TR4 LH, rear deck	1	815521
	RH, rear deck	1	815522
6	FORWARD SECTION ASSEMBLY; TR4A, TR5, TR250; fit in pairs on TR4 LH	1	813708
	RH	1	813709
7	GUSSET ASS'Y, 'B' post top, TR4A, TR5, TR250; LH	1	708093
	RH	1	708094
8	GUSSET PLATE; LH	1	750179
	RH	1	750180
9	TAPPED PLATE, hood pivot TR4A, TR5, TR250	2	619592
10	RETAINER, tapped plate TR4A, TR5, TR250	2	616058
11	NUT, 'rivnut' soft top to deck TR4A, TR5, TR250	5	617975
	NUT, 'projection welded', soft top to deck TR4A, TR5, TR250	5	UWN204

Boot Lid & Rear Valance

12	BOOT LID; steel	1	813650
	aluminium	1	813650A
13	REPAIR PANEL, boot lid	1	813650REP
14	REINFORCEMENT, boot lid	1	903233
15	SCREW, reinforcement to boot lid	2	GHF101
16	WASHER, plain	2	WC701121
17	WASHER, locking	2	GHF331
18	NUT, plain	2	GHF200
19	REAR SECTION, LH rear deck	1	850007
20	REAR SECTION, RH rear deck	1	850008
21	BRACKET, boot lid stay, TR4	1	650219
22	BRACKET, boot lid stay TR4A, TR5, TR250	1	612487
23	REAR VALANCE ASSEMBLY; TR4, TR4A Not pierced for reverse lamps	1	850379
	TR5, TR250 Pierced for reverse lamps	1	575169
24	LOWER TONNEAU SIDE & CHANNEL SET (4 pieces)	1	850379X

Rear Wings - Outer


25	REAR WING, LH; steel	1	850475
	aluminium	1	850475AL
26	REAR WING, RH; steel	1	850476
	aluminium	1	850476AL
27	BAFFLE, rear wing to 'B' post; LH	1	850328
	RH	1	850329



REAR WING
FITTING KIT -
850475FFK

28	REAR WING FITTING KIT, per wing Includes items 29-49	2	850475FFK
29	SCREW, wing to 'B' post	6	GHF117
30	WASHER, locking	6	GHF331
31	WASHER, plain	6	GHF300
32	WASHER, Everseal	6	626716
33	SCREW, Acme, wing to sill panel	2	UL2706
34	WASHER, plain	2	GHF300
35	WASHER, Everseal	2	626716
36	NUT, spire	2	FJ2407/4
37	SCREW, Acme, wing to deck and tonneau side	16	UL2706
38	WASHER, plain	16	GHF300
39	WASHER, Everseal	16	626716
40	NUT, spire	16	FJ2407/4
41	SCREW, Acme, wing to rear valance and inner wing	2	UL2706
42	WASHER, plain	2	GHF300
43	WASHER, Everseal	2	626716
44	NUT, spire	2	FJ2407/4
45	SCREW, Acme, wing to rear valance	4	UL2706
46	WASHER, plain	4	GHF300
47	WASHER, Everseal	4	626716
48	NUT, spire	4	FJ2407/4
49	CLIP, wing to lamp housing	4	GHF1149

SEAT BELT UPPER
REINFORCEMENTS
(PAIR) - 621112



Rear Wings - Inner

See also Accessories (no.131) for arch protectors.

50	INNER REAR WING, LH	1	850120
51	INNER REAR WING, RH	1	850121
52	TAG, wiring loom	A/R	603559
53	TAIL LAMP HOUSING; LH	1	850428
	RH	1	850429



TAIL LAMP HOUSING LH -
850428

Rear Wheel Arches

The TR5, TR250 wheel arch main pressings are derivatives of the TR4, TR4A items, though not identical in shape. Some TR4, TR4A wheel arch assemblies now offered are built around the TR5, TR250 main pressings. There is no difference in the fitment or functionality of these items, but if cosmetic details on the wheel arch pressings are important to you, please contact us for further information.

54	WHEEL ARCH ASSEMBLY; TR4, LH	1	850425
	TR4, RH	1	850426
	TR4A, LH	1	850393
	TR4A, RH	1	850394
55	WHEEL ARCH ASSEMBLY; TR5, TR250, LH	1	815957
	TR5, TR250, RH	1	815958
56	REINFORCEMENT, seat belt, upper For original belts and replacement static belts.	2	621112
57	REINFORCEMENT, seat belt, lower For replacement inertia belts.	2	616446
58	BRACKET, suspension bump stop; LH	1	713042
	RH	1	713043
59	BRACKET, millboards support TR5, TR250	4	650294
60	SEAT BELT ANCHOR; For original belts and replacement static belts. LH	1	615968
	RH	1	615969
61	SEAT BELT ANCHOR; For replacement inertia belts. LH	1	621328
	RH	1	621329



No.	DESCRIPTION	QTY REQ.	PART No.	No.	DESCRIPTION	QTY REQ.	PART No.	No.	DESCRIPTION	QTY REQ.	PART No.
-----	-------------	----------	----------	-----	-------------	----------	----------	-----	-------------	----------	----------

TR4-4A-5-250

Heelboard, Seat Pan & Boot Floor

62	HEELBOARD	1	850397
63	SEAT PAN ASSEMBLY, rear shelf	1	566601
64	PANEL and BULGE, seat pan	1	910065
65	BRACKET, seat pan to chassis	2	950008
66	BRACKET, tunnel cover support	1	618376
67	BRACKET SUPPORT, squab, bottom, LH1	1	650271
68	BRACKET SUPPORT, squab, bottom, RH1	1	650272
69	NUT PLATE, petrol tank attachment	2	612288
70	BRACKET, support, squab side, vertical	2	750175
71	GUSSET, arch to rear floor, TR4A, TR5, TR250;		
	LH	1	808379
	RH	1	808380
72	BRACKET, LH, petrol tank support	1	650165
73	BRACKET, RH, petrol tank support	1	650166
74	BOOT FLOOR, spare wheel pan	1	850387
75	PLATE, metal, blanking paint drain hole	1	625944
76	RIVET, imex	2	574437
77	BOOT FLOOR, side, LH	1	850470
78	BOOT FLOOR, side, RH	1	850471
79	MOUNTING BRACKET, boot floor	2	750022

OUTER SILL LH - 850281

Sills, 'A' Posts, 'B' Posts

80	'A' POST, outer panel;		
	LH	1	813100
	LH (Alternative (late TR6) item).	1	XKC510
	RH	1	813101
81	SPRING GUIDE, check strap		
	TR4 from CT22344, TR4A, TR5, TR250	2	603344
83	RIVET, spring guide attachment		
	TR4 from CT22344, TR4A, TR5, TR250	4	556141
83	'A' POST, inner panel;		
	LH	1	850343
	RH	1	850344
84	SILL PANEL, outer;		
	LH	1	850281
	LH, replacement	1	850281P
	RH	1	850282
	RH, replacement	1	850282P

SILL FRONT END FILLER LH - 750086

85	FILLER, front sill end;		
	LH	1	750086
	RH	1	750087
86	FILLER, rear sill end;		
	LH	1	750047
	RH	1	750048
87	RETAINER, sill seal, TR4, TR4A	A/R	750163
	For original 2 piece door seals only.		
88	INNER SILL PANEL, with loom tags;		
	LH	1	907912
	RH	1	564807
89	TAG, wiring loom	A/R	603559



'B' POST ASSEMBLY RH (TR4, TR4A) - 850276

'B' POST ASSEMBLIES; TR4, TR4A

90	'B' POST ASSEMBLY;		
	LH	1	850275
	RH	1	850276
91	'B' POST, front face only;		
	LH	1	850275F
	RH	1	850276F
92	'B' POST, rear face only;		
	LH	1	817412B
	RH	1	817413B

'B' POST ASSEMBLIES; TR5, TR250.

93	'B' POST ASSEMBLY;		
	LH	1	817412
	RH	1	817413
94	'B' POST, front face only;		
	LH	1	817412F
	RH	1	817413F
95	'B' POST, rear face only;		
	LH	1	817412B
	RH	1	817413B
96	TAPPED PLATE	2	621751
97	RETAINER, tapped plate;		
	LH	1	621710
	RH	1	621711
98	GUSSET, 'B' post, TR4, TR4A	2	611570
99	REINFORCEMENT, gusset, TR4, TR4A	2	611571
100	REINFORCEMENT GUSSET, 'B' post, TR5, TR250;		
	LH	1	621715
	RH	1	621716
101	SILL MOUNTING, square, front and rear	4	750027
102	SILL MOUNTING, square, front	2	750027
	TR4A, TR5, TR250		
103	SILL MOUNTING, triangular, TR4A, TR5, TR250;		
	left rear	1	616004
	right rear	1	616005
104	PLATE, packing square mounting A/R		619395
105	PLATE, packing triangular mounting A/R		619396

For other chassis to body mounting details, see 'Chassis' section.

Floor Panels

106	MAIN FLOOR PANEL;		
	LH	1	904005
	RH	1	904006

These floor panels are pierced to the later (TR4A, TR5, TR250) condition. They will thus require four holes per floor panel to be pierced for the rear sill mountings before they can be fitted to a TR4.

FIBREGLASS GEARBOX COVER - 713569FG



Gearbox Cover & Fittings

107	GEARBOX COVER;		
	fibreglass, replacement	1	713569FG
	plastic, replacement	1	713569PL
	SEAL KIT, gearbox cover	1	713569SK

Includes items 108-111.



GEARBOX COVER SEAL KIT - 713569SK

108	SEAL, cover to floor, LH	1	805673
109	SEAL, cover to floor, RH	1	805674
110	SEAL, cover to bulkhead	1	805684
111	SEAL, cover to propeller shaft tunnel	1	705758
112	GEARBOX COVER FITTING KIT	1	713569FK
	Includes items 123-128		
113	SCREW, cover to floor	10	GHF117
114	WASHER, plate, cover to floor	7	612286
115	WASHER, plain, cover to floor	3	GHF300
116	SCREW, cover to bulkhead	7	GHF117
117	WASHER, plain, cover to bulkhead	7	GHF300
118	CAPTIVE NUT & RETAINER	7	FQ3405/4
119	COVER PLATE, speedo cable access	1	809271
	If fitted (used on original gearbox covers for overdrive models).		
120	SCREW, cover plate attachment	3	YZ3405
121	WASHER, plain	3	WP4
122	SPIRE CLIP	3	GHF712
123	COVER PLATE, solenoid access	1	705851
	If fitted (used on original gearbox covers for overdrive models).		
124	SCREW, cover plate attachment	3	YZ3404
125	WASHER, plain	3	WP4
126	SPIRE CLIP	3	GHF712

Propshaft Tunnel

127	PROPSHAFT TUNNEL, steel		
	TR4	1	850434
128	PROPSHAFT TUNNEL, steel		
	TR4A, TR5, TR250	1	808230
129	BRACKET, for anchoring handbrake		
	TR4A, TR5, TR250	1	142428
130	TUNNEL COVER;		
	fibreglass	1	809046
	fibreglass board	1	809046FB

For fixings, refer to 'Interior - Carpets & Boot Trim' section.

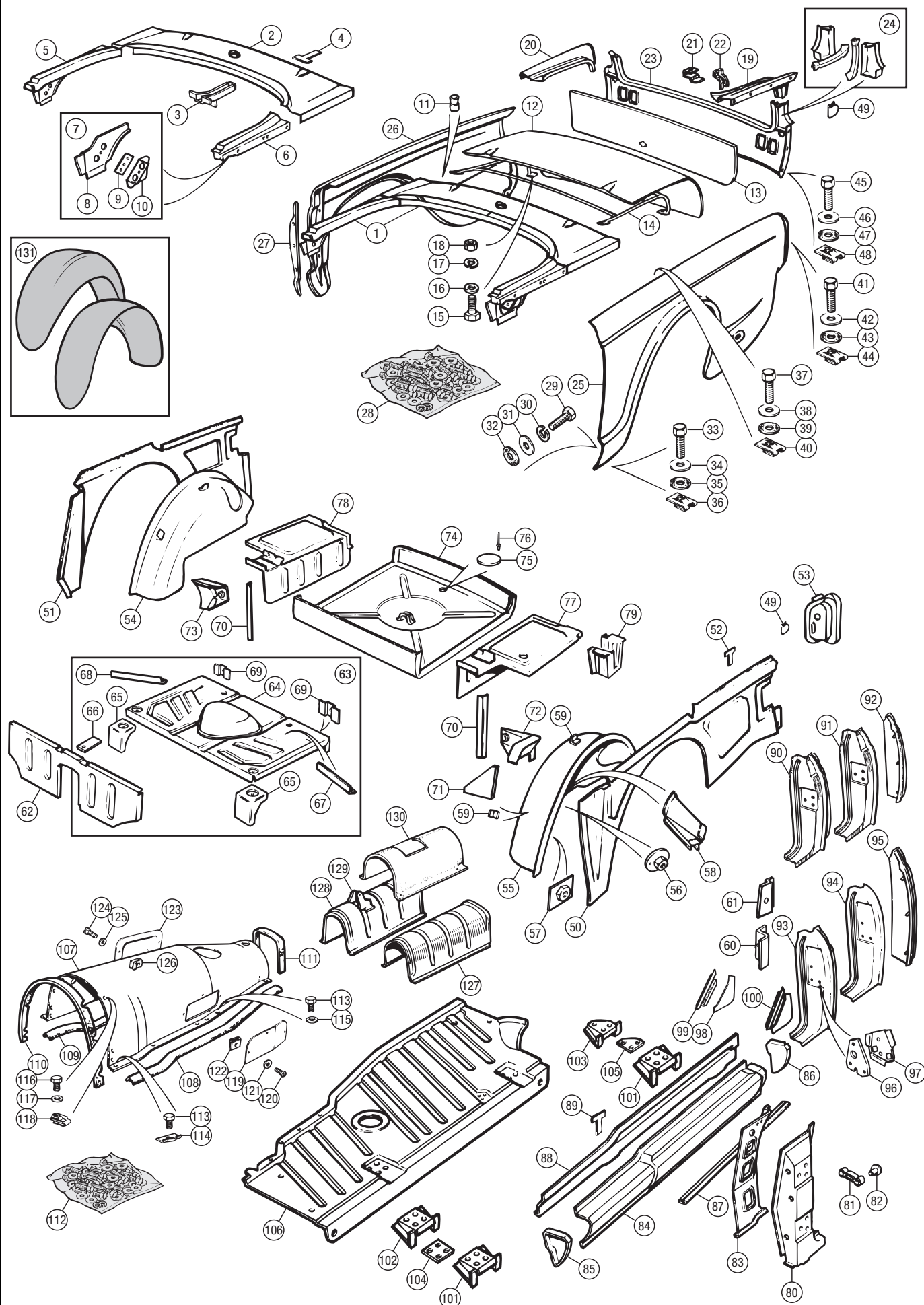
Accessories

131	WHEEL ARCH PROTECTOR SET;		
	front	1	GTK160
	rear	1	GTK161

Pre-moulded, fits inside the front or rear wheel arches protecting from the elements. Supplied as a pair. Easy to fit. See 'Accessories' section for photo.



MAIN FLOOR LH - 904005



TR2-3A



Scuttle Vent Lid

1	VENT LID ASS'Y; with mechanism with hinge only	1	800912
2	SPRING, for vent lid	1	600549
3	SEALING RUBBER, vent lid	1	600597
4	ESCUTCHEON, vent pull	1	603416
5	KNOB, vent control	1	111258
6	ROD ASSEMBLY, vent control	1	112019
7	GROMMET, on rod	1	61917

Bonnet Fasteners

TR2 to TS4228			
8	FASTENER ASS'Y SET, bonnet	1	602091
<i>The fastener set includes items 9-30:</i>			
9	PIN, striker	2	551993
10	THIMBLE ASSEMBLY	2	551992
11	SPRING, thimble to locating cup	2	551990
12	CUP, locating spring	2	551983
13	PLATE, locating thimble	2	551991
14	LOCK MECHANISM ASS'Y	2	552809
15	BUSH, swivel pin	3	552002
16	PIN, control cable	3	552001
17	SCREW, plate and lock to inner wing	4	TF2704P
18	WASHER, locking	4	WE607
19	NUT, striker pin to bonnet	4	GHF202
20	WASHER, plain	2	WD110061
21	WASHER, locking	2	GHF333
22	CABLE ASS'Y, dash to RH catch	1	601956
23	CABLE ASS'Y, between catches	1	601957
24	GROMMET, cable to scuttle	1	61917
25	CLIP, cable to inner wing	1	602082A
26	CLIP, cable to apron	1	59380
27	SCREW, clip to inner wing	1	PX505
28	WASHER, locking	1	WL105001
29	NUT, plain	1	HN2005
30	SCREW, self tapping, clip to apron	1	YM506

TR2 from TS4229, TR3, TR3A			
31	BONNET LIFT ASSY, with safety catch and stay rod engagement <i>Includes items 32-38.</i>	1	603083
32	BRACKET <i>(not illustrated separately)</i>	1	603084
33	PLUNGER <i>(not illustrated separately)</i>	1	603074
34	SPRING, thimble to locating cup <i>(not illustrated separately)</i>	1	552975
35	CUP, for spring <i>(not illustrated separately)</i>	2	603075
36	GUIDE, plunger <i>(not illustrated separately)</i>	1	603078
37	SUPPORT, bonnet lift bracket, RH <i>(not illustrated separately)</i>	1	603082
38	SUPPORT, bonnet lift bracket, LH <i>(not illustrated separately)</i>	1	603081
39	SCREW, lift support bracket to apron	4	AB608053
40	'T' KEY <i>For Dzus fasteners and budget locks.</i>	1	650161
41	BONNET DZUS FASTENER SET <i>Includes items 42 - 44.</i>	1	RW3123
42	DZUS FASTENER, bonnet	2	552971
43	WASHER, securing fastener	2	552972
44	HALF GROMMET	2	552973
45	BRACKET ASS'Y, with Dzus spring	2	603079
46	SCREW, bracket to inner front wing	4	GHF117
47	WASHER, locking	4	GHF331
48	PACKING, fastener bracket	A/R	553001

Bonnet Stay Rod

49	STAY ROD ASS'Y, with safety hook	1	602096
50	SAFETY HOOK	1	ADA896
51	RETAINER, rubber, bonnet stay rod	1	2H9215
52	SPLIT PIN, stay rod retainer fixing	1	PC15
53	BRACKET, safety hook and stay rod catch and stay rod engagement on front apron <i>TR2 to TS4228</i>	1	602097A


Bonnet Buffer & Hinges

54	BONNET BUFFER	2	CD24540
55	LOCK NUT, on buffer	2	GHF200
56	WASHER, plain	2	GHF300
57	BONNET HINGE, LH, unplated <i>TR2 to TS7228; paint body colour</i>	1	602092
58	BONNET HINGE, RH, unplated <i>TR2 to TS7228; paint body colour</i>	1	602093
59	BONNET HINGE KIT, chrome, <i>Includes pair of hinges & fixings, items 61 - 66.</i> <i>TR2 from TS7229, TR3/3A</i>	1	RW3124
60	BONNET HINGES, chrome, pair	1	650021-2
61	BONNET HINGE, LH, chrome <i>TR2 from TS7229, TR3, TR3A</i>	1	650021
62	BONNET HINGE, RH, chrome <i>TR2 from TS7229, TR3, TR3A</i>	1	650022
63	NUT, hinge to bulkhead	4	GHF201
64	NUT, hinge to bonnet	4	GHF200
65	GASKET, bonnet hinge to bonnet	2	602222
66	GASKET, bonnet hinge to bulkhead	2	602223A

Radiator Grille



TR2			
67	GRILLE; sheet metal, polished die cast metal, polished	1	554813
68	SCREW, grille to apron	8	AB610051
69	SPIRE NUT	8	FU2585
70	REVEAL MOULDING, intake lower	1	603177
71	STUD, fixing reveal moulding	5	603267
72	CLIP, reveal moulding	8	603179
73	NUT, moulding attaching	11	HN2005
74	WASHER, locking	11	WL105001



TR3			
75	GRILLE	1	801255
76	SCREW, grille to apron	4	AB608053
77	REVEAL MOULDING KIT <i>Includes items 78-83.</i>	1	554331
78	REVEAL MOULDING, upper	1	604338
79	REVEAL MOULDING, lower	1	554204
80	COVER, moulding joint	2	604340
81	STUD PLATE, moulding to apron	9	603267
82	NUT, for stud	9	HN2005
83	WASHER, locking	9	WL105001



TR3A			
84	GRILLE	1	802174
85	SCREW, grille to apron	8	AD606041
86	SPIRE NUT, lower	4	FN2043
87	SPIRE NUT, upper	4	FU2585

Radiator Duct

TR3A			
88	RADIATOR DUCT ASSEMBLY <i>3-piece kit. Paint body colour.</i>	1	803440-8
89	SCREW, duct attaching	4	YZ3404
90	WASHER, plain	4	WP4


Starting Handle Guide

91	GUIDE, starting handle	1	506721
92	SCREW, securing guide	1	GHF117
93	WASHER, locking	1	GHF331
94	WASHER, plain	1	GHF300
95	STAYROD, guide	2	107934
96	NUT, stay to crosstube on chassis	4	NT605041
97	BOLT, stay to guide bracket	1	BH605151
98	WASHER, locking	1	GHF332
99	NUT, plain	1	GHF201

Front Apron Badges



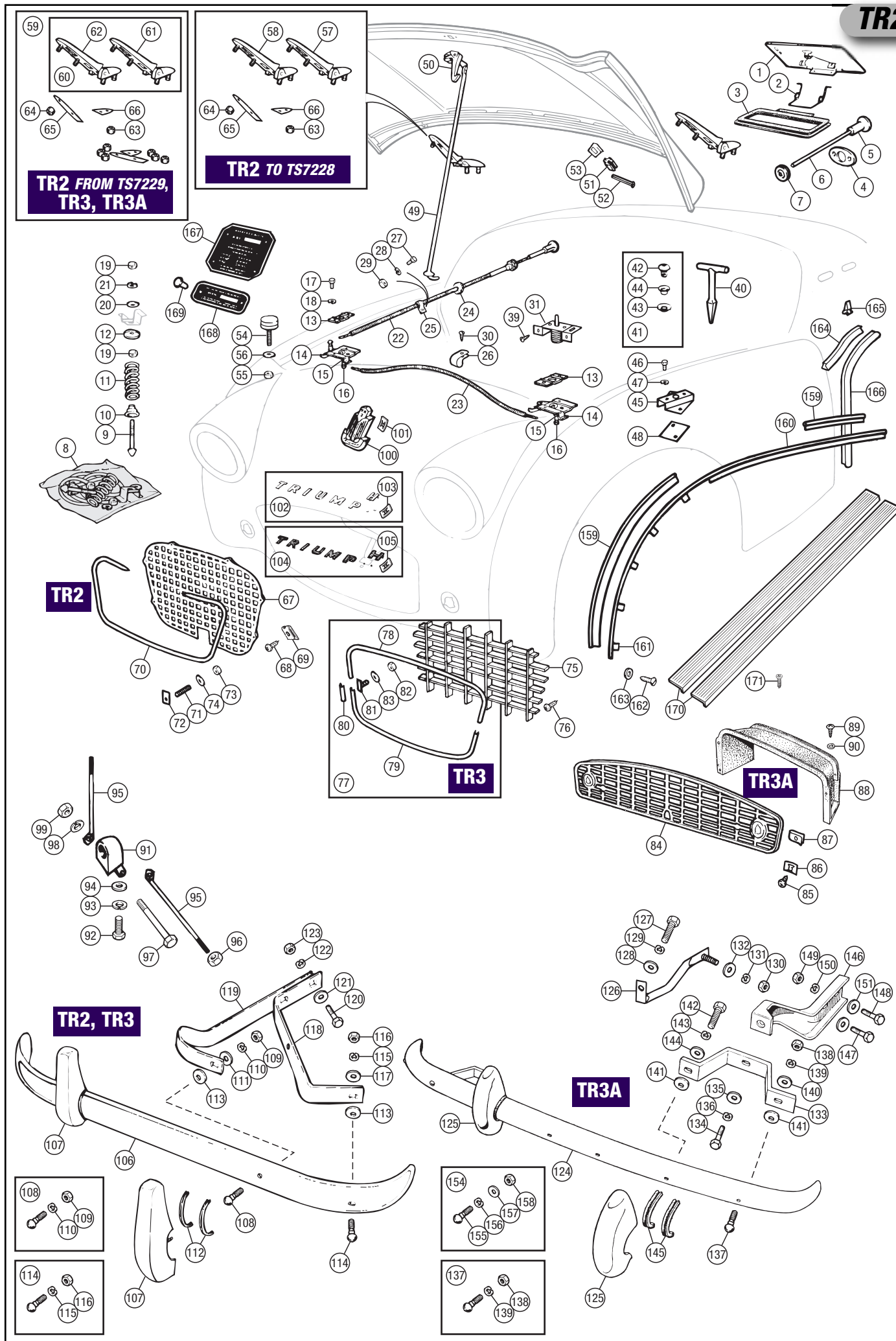
100 MEDALLION;			
'Triumph TR2', black/red, TR2	1	601890	
'Triumph TR3', black/red, TR3	1	604272	
'TR3', black/red, TR3A to TS41877	1	606422	
'TR3', blue/white, TR3A from TS41878	1	608377	
101 CLIP, medallion mounting	2	ZKC2539	



Early TR3A			
102 LETTER SET, ribbed face <i>Set includes all letters plus spire nuts.</i>	1	703036SET	
LETTER 'T'	1	703036	
LETTER 'R'	1	703037	
LETTER 'I'	1	703038	
LETTER 'U'	1	703039	
LETTER 'M'	1	703040	
LETTER 'P'	1	703041	
LETTER 'H'	1	703042	
103 SPIRE NUT, attaching letters	14	FR1202	



Late TR3A			
104 LETTER SET, smooth face <i>Set includes all letters plus spire nuts.</i>	1	RL1402	
LETTER 'T'	1	703862	
LETTER 'R'	1	703863	
LETTER 'I'	1	703864	
LETTER 'U'	1	703865	
LETTER 'M'	1	703866	
LETTER 'P'	1	703867	
LETTER 'H'	1	703868	
105 FASTENER, attaching letters	14	GHF1532	



No. DESCRIPTION QTY REQ. PART No.

No. DESCRIPTION QTY REQ. PART No.

No. DESCRIPTION QTY REQ. PART No.

TR2-3A

Front Bumper

TR2, TR3		
106 BUMPER KIT , with overriders	1	900443
<i>Includes items 106 - 117.</i>		
106 BUMPER BAR ONLY	1	800561
107 OVERRIDER , front	2	700911
- FITTING KIT , front bumper	1	RW3125
<i>Includes items 108 - 117 plus 120 - 123.</i>		
108 BOLT KIT , overrider to bumper/bracket	2	725804
<i>Includes one chrome bolt, nut and lock washer.</i>		
109 NUT	2	GHF202
110 WASHER , locking	2	GHF333
111 WASHER , plain	2	WM59
112 OVERRIDER PACKING	4	552218
113 PACKING PIECE , bumper to iron	4	ACC5811
114 BOLT KIT , bumper to iron	2	725804
<i>Includes one chrome bolt, nut and lock washer.</i>		
115 WASHER , locking	2	GHF333
116 NUT	2	GHF202
117 WASHER , plain	2	WM59
118 BUMPER IRON ;		
LH outer	1	800559
RH outer	1	800560
119 BUMPER IRON ;		
LH inner	1	700907
RH inner	1	700908
120 BOLT , bumper iron to chassis	4	BH606301
121 WASHER , plain	4	WM59
122 WASHER , locking	4	GHF333
123 NUT , plain	4	GHF202
TR3A		
124 BUMPER KIT , with overriders	1	802310
<i>Includes items 124, 125, 133 - 145.</i>		
124 BUMPER BAR ONLY	1	802259
125 OVERRIDER	2	703047
- OVERRIDER STAY KIT	1	RW3126
<i>Includes items 126 - 132.</i>		
126 OVERRIDER STAY ;		
RH	1	606450
LH	1	606449
127 SCREW , stay to overrider	2	GHF105
128 WASHER , plain	2	GHF302
129 WASHER , locking	2	GHF333
130 NUT , stay to inner front wing	2	GHF201
131 WASHER , locking	2	GHF332
132 WASHER , plain	2	517263
- FITTING KIT , front bumper	1	RW3127
<i>Includes items 133 - 145.</i>		
133 BUMPER IRON	2	606500
134 BOLT , bumper iron to bumper bracket	2	107960
135 WASHER , plain	2	WM59
136 WASHER , locking	2	GHF333
137 BOLT KIT , bumper iron to bumper	2	725804
<i>Includes one chrome bolt, nut and lock washer.</i>		
138 NUT , plain	2	GHF202
139 WASHER , locking	2	GHF333
140 WASHER , plain	2	WM59
141 PACKING PIECE , bumper to iron	4	607085
142 BOLT , bumper iron to overrider/bracket	1	GHF106
143 WASHER , locking	2	GHF333
144 WASHER , plain	2	WM59
145 OVERRIDER PACKING	4	552218
146 BUMPER BRACKET , to chassis;		
LH	1	606515
RH	1	606516
- FITTING KIT , bumper irons to chassis	1	RW3128
<i>Includes items 147 - 151.</i>		
147 BOLT , bumper bracket to chassis	1	BH606401
<i>Steering box side only.</i>		
148 BOLT , bumper bracket to chassis	3	BH606261
149 NUT plain	4	GHF202
150 WASHER , locking	4	GHF333
151 WASHER , plain	4	WM59
- BRACKET , stiffening, bumper iron to steering box mounting bolt	1	118444
<i>Not illustrated.</i>		
- TUBE , spacer, bracket to bumper iron	1	118445
<i>Not illustrated.</i>		

Front Number Plate

154 KIT , front number plate attachment	1	RW3129
<i>Includes items 155-158.</i>		
155 SCREW , black, mushroom headed	2	552433
156 WASHER , plain	2	GHF300
157 WASHER , locking	2	GHF331
158 NUT , plain	2	GHF200

Wing Bead & Piping

TR2		
<i>The TR2 was fitted with wing piping (as opposed to the later, metal, wing beading) in colours to match the paintwork.</i>		
159 WING PIPING (paint body colour)	A/R	700947BLK
<i>Sold per metre; 6 metres required per car.</i>		
TR3, TR3A		
160 WING BEADING KIT , stainless steel	1	TR23WBS
<i>Includes set of 6 beads plus fixings.</i>		
160 WING BEAD ;		
front	2	553924
<i>Includes wing attachment strip.</i>		
rear		
long	2	553925
short	2	554172
161 TAG , beading securing	48	553926
162 SCREW , self tapping, bead strip to front wing	10	AD604062
163 WASHER , cupped	10	SP132BCP

Draught Excluders & Seals

164 SEALING RUBBER , on bulkhead		
<i>TR2 from TS5251, TR3, TR3A</i>		
	2	603257
165 CLIP , for sealing rubber		
<i>TR2 from TS5251, TR3, TR3A</i>		
	14	552901
166 DRAUGHT EXCLUDER , door (furlflex);		
<i>Sold per metre; 3 metres required per car.</i>		
black	3	552877BLACK
red	3	552877RED
blue	3	552877BLUE
tan	3	552877TAN
grey	3	552877GREY

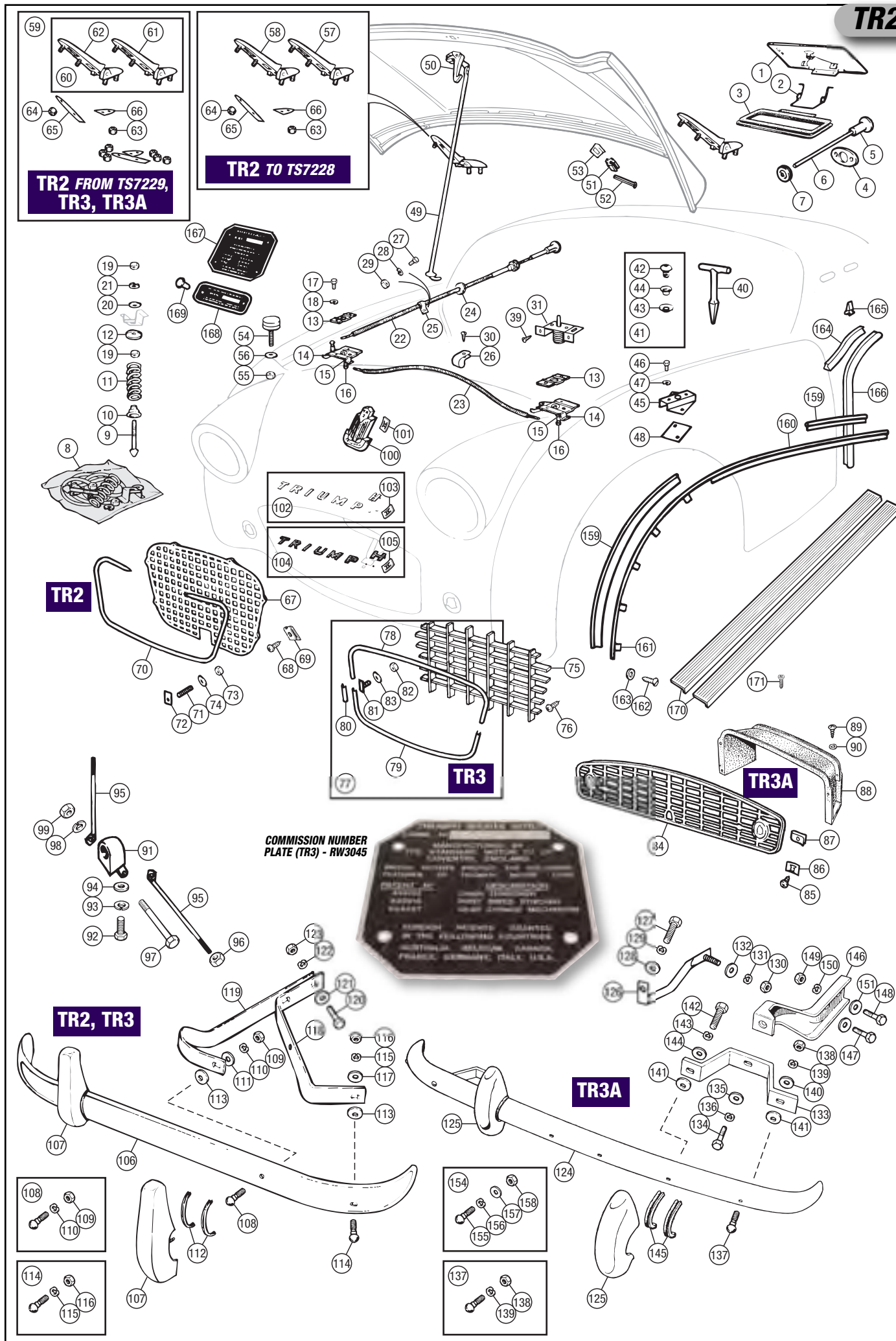
Commission Plate

167 COMMISSION NUMBER PLATE		
<i>TR2</i>		
	1	RW3130
168 COMMISSION NUMBER PLATE ;		
<i>TR3</i>		
	1	RW3045
<i>TR3A</i>		
	1	RW3034
169 RIVET , attaching commission plates	2	SP91A2

Kick Plates

170 KICK PLATES , pair, aluminium	1	RF4216
171 SCREW , kick plate to sill	4	575937





TR4-4A-5-250

Bonnet & Safety Catch

1	BONNET ASSEMBLY; TR4 to CT6429	1	950121
	TR4 from CT6430 to 37689	1	903178
	TR4 from CT37690, TR4A	1	904130
	TR5, TR250	1	908031
2	BONNET FASTENER ASSEMBLY TR4, TR4A original fitment.	1	611625
3	BONNET FASTENER ASSEMBLY, with hook	1	619580
	TR5, TR250; replacement item for TR4, TR4A.		
	619580 may be used on TR4s and 4As as an improved replacement item featuring an integral safety hook; it may be used in place of the original fastener assembly (and separate safety hook as well, in the case of TR4s).		
4	BRACKET, bonnet fastener	1	611619
5	HOOK, safety Fits 619580 only.	1	619582
6	BRACKET, safety hook finger Fits 619580 only.	1	619581
7	RIVET, securing safety hook Fits 619580 only.	1	619584
8	SPRING, safety hook finger, return Fits 619580 only.	1	619583
9	WASHER, plain, on rivet Fits 619580 only.	1	505764
10	PIN, striker	1	611622
11	CUP, spring retaining	1	611623
12	SPRING	1	611624
13	NUT, locking bonnet pin	1	510488
14	SCREW, fastener to bonnet	2	SH604041
15	WASHER, locking	2	GHF331
16	WASHER, plain	2	WP167
17	SAFETY HOOK ASSEMBLY TR4 original fitment.	1	611635
18	SCREW, hook to bonnet	2	510503
19	WASHER, locking	2	WL700081
20	WASHER, plain	2	WP5

Catch Plate, Cable & Prop Rod

21	CATCH PLATE ASSEMBLY	1	710592
22	SCREW, cable clamping	1	HU504
23	WASHER, plain	1	WP5
24	NUT	1	HN2005
25	LEVER, catch assembly	1	611626
26	SCREW, catch plate to bulkhead	4	SH604041
27	WASHER, locking	4	GHF331
28	WASHER, plain	4	WC701121
	Bonnet cables fitted to TRs have no reason to break if they are regularly inspected and lubricated. If the cable does break some serious 'fiddling' will need to be done to release the mechanism. Be aware that bending up the corner of the bonnet and trying to pull the catch with a bent wire coat hanger is not only expensive on bonnets but likely to cause an electrical fire if the battery terminals get shorted out. If in doubt about the quality or operation of your bonnet release cable get it fixed, or install an emergency bonnet release kit as a back-up (603468-9EBR or 630573EBR). Both are listed under item 29 (and photo's on following page).		
29	BONNET CABLE ASSEMBLY	1	630573
-	EMERGENCY BONNET RELEASE CABLE KIT (fit before it fails!)	1	603468-9EBR
	Inner cable, nipple & grommet. See photo on opposite page.		
-	EMERGENCY BONNET RELEASE KIT	1	630573EBR
	Wire, lever, nut, bolt, washer & drill bit. See photo on opposite page. Can assist in opening the bonnet if the cable has already failed.		
30	OUTER CABLE, bonnet release	1	603469
31	INNER CABLE, bonnet release	1	603468
32	GROMMET, bonnet release cable	1	61917
33	CLIP, bonnet release cable	1	611768
34	TRUNNION & SCREW, cable end locking	1	AUE34
35	SCREW, securing cable end in trunnion	1	559980
36	CLIP, bonnet cable securing to body	2	59380
37	SCREW, bonnet cable clip securing	2	AB606039
38	BONNET PROP ROD	1	750231
39	BRACKET, bonnet prop rod	1	750229
40	BUFFER, rubber, anti rattle	1	601663
41	SCREW, self tapping, buffer to bracket	1	YZ3103
42	NUT, nyloc, stay rod to bonnet	1	GHF221
43	WASHER, thackery	1	550026
44	WASHER, plain	1	GHF300

Sealing Rubber, Buffers & Hinges

45	BONNET SEALING RUBBER, rear	1	610675
46	BONNET BUFFER, flat TR4 to CT37689.	2	650325
47	BONNET BUFFER, pointed TR4 from CT37690, TR4A, TR5, TR250.	2	612962
48	NUT, locking	4	GHF201
49	WASHER, plain	4	517263
50	BUFFER, rubber, bonnet side locating	4	611842
51	SCREW, securing bonnet buffer	8	AD606053
52	CUP WASHER	8	CD24152
53	PACKING, bonnet to thermostat TR5, TR250.	1	617034
54	BONNET HINGE, LH	1	750148
55	BONNET HINGE, RH	1	750149
56	SCREW, bonnet hinge securing	12	GHF103
57	WASHER, locking	12	GHF332
58	WASHER, plain	12	GHF301

Badges & Medallion

TR4, TR4A			
59	MEDALLION ASSEMBLY, TR4	1	705950
60	MEDALLION ASSEMBLY, TR4A	1	708837
61	FIXING, for medallion	2	GHF1532
62	LETTER SET, 'TRIUMPH' Includes fixings.	1	RL1402
63	LETTER 'T'	1	703862
64	LETTER 'R'	1	703863
65	LETTER 'I'	1	703864
66	LETTER 'U'	1	703865
67	LETTER 'M'	1	703866
68	LETTER 'P'	1	703867
69	LETTER 'H'	1	703868
70	FIXING, for letters	14	FR1202
TR5, TR250			
71	MEDALLION ASSEMBLY, TR5	1	622279
72	MEDALLION ASSEMBLY, TR250	1	622278
73	FIXING, for medallion	2	GHF1532

Scuttle Vent Lid

74	VENT LID AND HINGE ASSEMBLY	1	705242
75	PIN, hinge	2	563040
76	ROD, vent lid operating	1	611117
77	FIXING, rod to vent lid	1	FR1202
78	GROMMET, vent lid operating rod	1	61917
79	TRUNNION & SCREW, rod to dash lever mech	1	AUE34
80	SCREW, clamping trunnion to rod	1	559980
81	SPRING, vent lid	1	611145
82	SCREW, vent lid to scuttle	3	HU503
83	WASHER, locking	3	WL105001
84	SEAL, vent lid	1	611118
	Closing the vent lid when the car is not in use will stop a lot of both water and debris from getting into the plenum. There is another advantage to be gained from keeping the plenum area of the bulkhead clear. First time out in hot weather, you turn on the heater fan to cool the car interior. Don't you just hate the ticking of the fan, closely followed by the fascia air vents spitting forth at face level a potpourri of chopped leaves and insect bodies!		

Radiator Air Duct & Valance Stay Rods

TR4, TR4A			
85	RADIATOR DUCT	1	850435
86	SCREW, duct to front upper valance	4	YJ2544
87	SCREW, duct to front upper valance	3	YJ2546
88	SPIRE NUT	7	FJ2445
89	WASHER, plain	7	WP5
TR5, TR250			
90	RADIATOR DUCT	2	714536
91	CLIP, radiator duct	8	613600
92	STAYROD, valance to wheel arch; LH, TR4, TR4A RH, TR4, TR4A LH, TR5, TR250 RH, TR5, TR250	1	750205
		1	750206
		1	712401
		1	712402
93	SCREW, upper valance & wheel arch	4	GHF117
94	WASHER, locking	4	GHF331
95	NUT, plain	2	GHF200

Radiator Grille & Starting Handle Guide

RADIATOR GRILLE; TR4			
96	GRILLE	1	902687
97	SCREW	6	YZ3404
98	WASHER, plain	6	WP4
99	NUT, spire	2	GHF701
	NUT, spire	4	GHF712

RADIATOR GRILLE; TR4A, TR5, TR250

100	GRILLE, TR4A	1	904120
101	GRILLE, TR5, TR250	1	812300
102	WASHER, plain Early TR4As only.	2	500223
103	NUT, nyloc, grille to upper valance Early TR4As only.	2	TN3254
104	SCREW, grille to upper valance All later TR4As, TR5, TR250.	2	PX505
105	WASHER, locking All later TR4As, TR5, TR250.	2	WL105001
106	WASHER, plain All later TR4As, TR5, TR250.	2	500223
107	NUT AND RETAINER All later TR4As, TR5, TR250.	2	FZ3404

STARTING HANDLE & GUIDE; TR4

108	GUIDE, starting handle	1	706163
109	PLUG, when guide not in use	1	612082
110	SCREW	2	PX505
111	WASHER, plain	2	WP5
112	WASHER, locking	2	WL105001
113	NUT	2	HN2005
114	STARTING HANDLE ASSEMBLY	1	131818

Bonnet Stripes

When a TR250 is painted, it is very difficult to authentically reproduce the painted stripes on the bonnet. As a result, most TR250's are now lacking their identifying stripes. The original stripes were painted with a reflective light silver paint (We advise care in selecting a stripe paint which is chemically compatible with the paint used on the rest of the body). This striping was not used on any TR5s.

115	INSTRUCTION SHEET, bonnet stripes	1	RF4206
-----	-----------------------------------	---	--------

Wing Beading & Body Mouldings

Wing bead is made from stainless steel (not chromed steel). On the TR5 & TR250 the wing bead was painted in the colour of the car.

116	WING BEADING SET, 6 pieces	1	RF4162
116	WING BEADING;		
	front wing	2	850479
	upper rear wings	2	750126
	lower rear wing, LH	1	750187
	lower rear wing, RH	1	750188
117	LOCATING TAB	52	553926
118	SCREW, self tapping, beading attachment	2	GHF421

BODY MOULDINGS; TR4A

119	MOULDING, front wing;		
	LH	1	708477
	RH	1	708478
120	RIVET CLIP, wing moulding	14	567228
121	MOULDING, door	2	708487
122	RIVET CLIP, door moulding	12	567228
123	BARREL CLIP, rear of door moulding	2	GHF1532

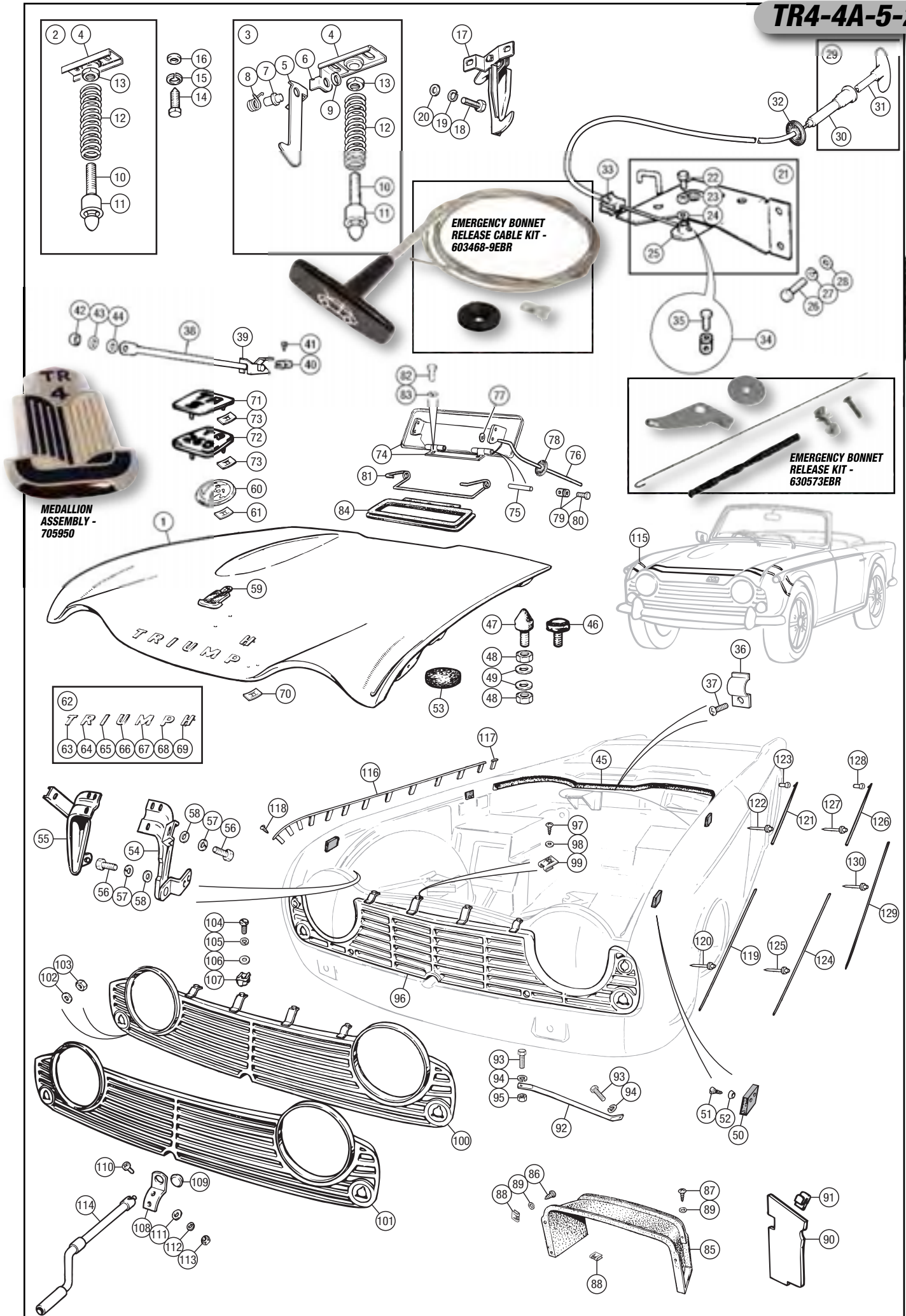
BODY MOULDINGS; TR5, TR250

124	MOULDING, front wing;		
	LH	1	713540
	RH	1	713541
125	RIVET CLIP, wing moulding	14	621943
126	MOULDING, door;		
	LH	1	713542
	RH	1	713543
127	RIVET CLIP, door moulding	12	621943
128	BARREL CLIP, rear of door moulding	2	GHF1532
129	MOULDING, sill; original	2	713305
	TR6 type (alternative)	2	623421
130	RIVET CLIP, sill moulding, 19/32" x 1/8"12		567228

TR4-4A-5-250

BODY FITTINGS

FRONT - TR4-4A-5-250



No.	DESCRIPTION	QTY REQ.	PART No.	No.	DESCRIPTION	QTY REQ.	PART No.	No.	DESCRIPTION	QTY REQ.	PART No.
-----	-------------	----------	----------	-----	-------------	----------	----------	-----	-------------	----------	----------

TR4-4A-5-250

Windscreen Capping

1	CAPPING, windscreen; <i>TR4 Surrey top and soft top</i>	1	806189
	<i>TR4A, TR5, TR250 Surrey top</i>	1	806189
2	CAPPING, windscreen; <i>TR4A soft top</i>	1	808231
	<i>TR5, TR250 soft top</i>	1	812400
3	RIVET, 'pop' type	11	552522
4	PLUG, blanking hard top bolt holes	2	612976
5	STUD, snap <i>Surrey top models.</i>	2	713511
6	SCREW, self tapping <i>Surrey top models.</i>	2	GHF400

For advice on fitting and sealing the windscreen capping, see 'Windscreen' section.

Mirrors

7	MIRROR, bullet type <i>Use on doors or wings.</i>	2	GAM105
8	WING MIRROR; LH, convex lens	1	RF4104
	RH, convex lens	1	RF4103
	LH, flat lens	1	RF4106
	RH, flat lens	1	RF4105
9	MIRROR, door, chrome <i>Original TR5, TR250 option.</i>	2	622352
10	STEM, door mirror <i>Use to repair 622352.</i>	2	622350
11	MIRROR HEAD, door mirror <i>Use to repair 622352.</i>	2	622351



BULLET MIRROR - GAM105



WING MIRROR, LH
CONVEX LENS - RF4104



CHROME DOOR MIRROR
(TR5) - 622352

Front Bumper & Fittings

TR4

12	BUMPER BAR	1	805118
13	OVER RIDER	2	705920
14	PACKING, over rider	4	552218

FRONT BUMPER FITTING KIT - 805118FK



15	FRONT BUMPER FITTING KIT <i>Includes items 16-30, 36-38.</i>	1	805118FK
16	BOLT, chrome, with nut & lock washer	4	725804
17	NUT, plain	4	GHF202
18	WASHER, locking	4	GHF333
19	WASHER, plain	4	GHF316
20	PACKING PIECE, bumper bar to mounts	6	607085
21	SCREW	2	SH606101
22	WASHER, locking	2	GHF333
23	WASHER, plain	2	WP9
24	STUD PLATE, bumper bracket	2	611455
25	WASHER, plain	8	WM59
26	WASHER, locking	4	GHF333
27	NUT, plain	4	GHF202
28	BOLT, bracket to bumper & over rider	2	BH606141
29	WASHER, locking	2	GHF333
30	WASHER, plain	2	GHF316
31	SPRING, support	2	706035
32	BRACKET, bumper support, LH	1	610948
33	BRACKET, bumper support, RH	1	610949
34	TUBE, support, over rider to wheel arch, LH	1	611970
35	TUBE, support, over rider to wheel arch, RH	1	611971
36	BOLT, support tube to over rider	2	SH605051
37	WASHER, locking	2	GHF332
38	WASHER, plain	2	WP129

TR4 Up to Body No. 5363CT

39	BOLT, support tube to wheel arch	2	GHF103
40	WASHER, plain	4	WP129
41	WASHER, locking	2	GHF332
42	NUT	2	GHF201

TR4 From Body No. 5364CT

39	BOLT, support tube to wheel arch	2	GHF101
40	WASHER, plain	4	WP129
41	WASHER, locking	2	GHF331
42	NUT	2	GHF200

TR4A, TR5, TR250

43	BUMPER BAR	1	808381
44	OVER RIDER, LH	1	708282
45	OVER RIDER, RH	1	708283
46	PACKING, over rider	4	552218
47	FRONT BUMPER FITTING KIT <i>Includes items 48-63.</i>	1	808381FK
48	BOLT, chrome, with nut & lock washer	4	725804
49	NUT, plain	4	GHF202
50	WASHER, locking	4	GHF333
51	WASHER, plain	4	GHF316
52	PACKING PIECE, bumper bar to mounts	6	607085
53	SCREW	2	SH606101
54	WASHER, locking	2	GHF333
55	WASHER, plain	2	WP9
56	BOLT, bracket to chassis, front	2	GHF126
57	BOLT, bracket to chassis, rear	2	BH606221
58	WASHER, plain	8	WM59
59	WASHER, locking	4	GHF333
60	NUT, plain	4	GHF202
61	BOLT, bracket to bumper & over rider	2	BH606161
62	WASHER, locking	2	GHF333
63	WASHER, plain	2	GHF316
64	SPRING, support	2	708279
65	BRACKET, bumper support, LH; <i>TR4A</i>	1	808674
	<i>TR5, TR250</i>	1	812404
66	BRACKET, bumper support, RH; <i>TR4A</i>	1	808675
	<i>TR5, TR250</i>	1	812405



SOA GRILLE BADGE -
HMP121001

TSOA Grille Badge

The Triumph Sports Owners' Association was the original factory club, initiated in 1954 by Triumph as a means of encouraging enthusiasm amongst owners. This unique nostalgic badge is supplied fully chromed, as original, but can be painted by the owners in the factory colours of the period to suit their requirements; Red with black was used on Triumph sportscars up to 1959, then blue and white.

67	TSOA GRILLE BADGE	1	HMP121001
----	-------------------	---	-----------

STAINLESS STEEL KICK PLATES - RL1067



ALUMINIUM KICK PLATES
- RF4129

Kick Plates

68	KICK PLATES, pair, stainless steel with 'TR Laurel Wreath' logo	1	RL1067
69	KICK PLATES, pair, aluminium ribbed, without logo	1	RF4129
70	SCREW, threshold plate to sill <i>Quantities of 6 for RL1067, 4 for RF4129.</i>	A/R	575937

Wheel Arch Protectors

71	WHEEL ARCH PROTECTOR SET, front	1	GTK160
72	WHEEL ARCH PROTECTOR SET, rear	1	GTK161

Pre-moulded, fits inside the front or rear wheel arches protecting from the elements. Supplied as a pair. Easy to fit. See 'Accessories' section for photo.



COMMISSION PLATE (TR4) - RF4110

Chassis/Commission No. Plate

73	COMMISSION PLATE, footwell top; <i>TR4</i>	1	RF4110
	<i>TR4A</i>	1	RF4111
74	COMMISSION PLATE, LH wheel arch; <i>TR5</i>	1	CNPTR5
	<i>TR250</i>	1	CNP73
75	RIVET, plate attachment	2	713531
76	DECAL, tyre pressure, glove box, <i>TR250</i>	1	622405
77	DECAL, emission control setting, underside of bonnet, <i>TR250</i>	1	CNP51
78	DECAL, air pollution control, underside of bonnet, <i>TR250</i>	1	CNP52
79	DECAL, patent information, underside of bonnet, <i>TR5, TR250</i>	1	145313

No.	DESCRIPTION	QTY REQ.	PART No.
-----	-------------	----------	----------

No.	DESCRIPTION	QTY REQ.	PART No.
-----	-------------	----------	----------

No.	DESCRIPTION	QTY REQ.	PART No.
-----	-------------	----------	----------

TR2-3A

Threshold Plates

1	THRESHOLD PLATE; LH, aluminium	1	900428
	LH, stainless	1	900428SS
	RH, aluminium	1	900429
	RH, stainless	1	900429SS
2	POP RIVET, threshold plate to sill	4	713531

'B' Post Striker Plates

3	STRIKER PLATE, door latch	2	602075
4	PACKING, striker plate	A/R	602248
5	SCREW, striker plate mounting	8	500166

Stone Guards

6	STONE GUARD SET (car set) <i>Includes items 7-9.</i>	1	RW3131
7	STONE GUARD; LH wing	1	800539
	RH wing	1	800540
8	STONE GUARD; LH quarter panel	1	601992
	RH quarter panel	1	601993
9	SCREW, self tapping, countersunk stone guard to quarter panel side	4	GHF400

Fuel Cap

10	FUEL CAP ASSEMBLY, original	1	704551
11	CHROME WASHER, spacing NECK ONLY	1	704551W
		1	704551NECK
12	FUEL CAP, alternative	1	613506
13	GROMMET, rubber <i>For alternative fuel caps.</i>	1	650247
14	FUEL CAP, locking <i>Alternative; round type.</i>	1	571086

Boot Lid Hinges

15	BOOT HINGE KIT, unplated, pair of hinges <i>TR2 to TS7228; paint body colour</i>	1	602930-1
16	BOOT HINGE, LH, unplated <i>TR2 to TS7228; paint body colour</i>	1	602930
17	BOOT HINGE, RH, unplated <i>TR2 to TS7228; paint body colour</i>	1	602931
18	BOOT HINGE KIT, chrome, pair of hinges & fixings <i>TR2 from TS7229, TR3, TR3A</i> <i>Includes items 19-24.</i>	1	RW3132
19	BOOT HINGE, LH, chrome <i>TR2 from TS7229, TR3, TR3A</i>	1	650024
20	BOOT HINGE, RH, chrome <i>TR2 from TS7229, TR3, TR3A</i>	1	650023
21	NUT, hinge to boot lid	4	GHF200
22	NUT, hinge to tonneau saddle	4	GHF201
23	GASKET, boot hinge to boot lid	2	602222
24	GASKET, boot hinge to body	2	602223A

Boot Lid Lock

25	BOOT LID ESCUTCHEON SET <i>TR2, TR3</i> <i>Includes two escutcheons plus screws.</i>	1	RW3133
26	ESCUTCHEON, on boot lid <i>TR2, TR3; original 'teardrop' type</i>	2	CD22284
27	SCREW, escutcheon attachment <i>TR2, TR3</i>	4	SP86C0-CP
28	LOCK ASSY, boot lid, with 2 keys <i>TR2, TR3</i>	1	607070X
29	HANDLE & LOCK ASSY, with 2 keys <i>TR3A</i>	1	607070
30	GASKET, boot lock, TR3A	1	554355
31	BUDGET LOCK, boot lid centre, TR3A	1	602217
32	SCREW, mounting handle, TR3A	2	SP87K5
33	BUDGET LOCK, TR2, TR3 LH, boot lid	1	602216LH
	RH, boot lid	1	602217
34	SCREW, budget lock securing, <i>TR2, TR3</i>	4	TK4503
35	'T' KEY <i>For Dzus fasteners and budget locks.</i>	1	650161
36	RETAINER, rubber, boot lid stay rod	1	2H9215
37	SPLIT PIN, retainer attachment	1	PC15
38	STAY ROD, boot lid	1	700898

Fuel Tank Cover Panel

The fuel tank cover for TR2 and TR3 was coloured to match the trim of the car. The TR3A saw the introduction of a black mill board, which is the only cover now available. It will fit TR2 and TR3 models.

39	COVER PANEL KIT, fuel tank <i>TR3A from TS600001</i>	1	950058
40	SCREW, attaching fuel tank cover <i>Included in cover panel kit.</i>	10	500343
41	WASHER, cup <i>Included in cover panel kit.</i>	10	CD24152



SPARE WHEEL
COVER LOCK -
602216LH

Spare Wheel Fittings

42	LOCK, budget, spare wheel cover; LH	1	602216LH
	RH	1	602217
43	SCREW, securing budget locks ESCUTCHEON SET	4	TK4503
	<i>Includes two escutcheons plus screws.</i>	1	RW3134
44	ESCUTCHEON, spare wheel cover <i>Round type.</i>	2	CD22241
45	SCREW, escutcheon attachment	4	SP86C0-CP
46	STRAP SET, spare wheel and tools	1	RW3135

Badges & Hub Caps

47	NAMEPLATE KIT, 'TRIUMPH' <i>Includes items 48 - 49.</i>	1	RW3136
48	NAMEPLATE 'TRIUMPH'	1	605556
49	SPIRE NUT, nameplate attaching	3	GHF1532
50	HUB CAP SET <i>Includes 4 hub caps with enamelled medallions.</i>	1	RW3137
51	HUB CAP	4	201870
52	MEDALLION; enamelled finish <i>TR2, TR3 to TS13045</i> painted finish <i>TR3 from TS13046, TR3A</i>	4	101042
		4	113256
53	NUT, medallion attachment <i>Included with medallion.</i>	4	HN2005
54	WASHER, locking, for nut <i>Included with medallion.</i>	4	WL105001
55	RIM EMBELLISHER SET, stainless steel <i>Factory accessory; set of 4.</i>	1	RR1232SS

Rear Overriders

56	REAR OVERRIDER KIT <i>Includes items 57 - 66, 72 - 77.</i>	1	RW3138
57	OVERRIDER, rear	2	700913
58	BOLT KIT, overrider to support spring <i>Includes one chrome bolt, nut and lock washer.</i>	2	725804
59	NUT	2	GHF202
60	WASHER, locking	2	GHF333
61	WASHER, plain	2	WM59
62	SPRING, overrider support	2	700912
63	SCREW, overrider spring to chassis	2	SH606071
64	WASHER, flat	2	GHF302
65	WASHER, locking	2	GHF333
66	NUT	2	GHF202
67	BOLT, support spring attachment	2	BH606441
68	WASHER, support spring to tube	2	GHF302
69	DISTANCE TUBE, original type	2	602001
70	WASHER, locking	2	GHF333
71	NUT	2	GHF202
-	OVERRIDE TUBE BOLT KIT <i>Improved design, including items 72-77; replaces items 67-71.</i>	2	RW3139
72	BOLT, tube, overrider spring to chassis	2	602001S
73	NUT	2	GHF202
74	WASHER, locking	2	GHF333
75	SCREW	2	GHF105
76	WASHER, flat	2	GHF302
77	WASHER, locking	2	GHF333

BOOT LID LOCK ASSY -
607070X



Wing Bead & Piping

TR2

The TR2 was fitted with wing piping (as opposed to the later, metal, wing beading) in colours to match the paintwork. Please see the Rimmer Bros Parts Price Guide for colour availability.

78	WING PIPING (paint body colour)	A/R	700947BLK
----	---------------------------------	-----	-----------

Sold per metre; 6 metres required per car.

TR3, TR3A

79	WING BEADING KIT, stainless steel <i>Includes set of 6 beads plus fixings.</i>	1	TR23WBS
-	WING BEAD, front <i>Includes wing attachment strip.</i>	2	553924
-	STRIP, beading to front wing	1	554099
-	WING BEAD, rear, long	2	553925
80	WING BEAD, rear, short	2	554172
81	TAG, beading securing	48	553926
82	SCREW, front wing bead strip <i>Not illustrated.</i>	10	AD604062
83	WASHER, cupped <i>(not illustrated)</i>	10	SP132BCP

Draught Excluders & Seals

84	DRAUGHT EXCLUDER; <i>Sold per metre; 3 metres required per car.</i>		
	black	3	552877BLACK
	red	3	552877RED
	blue	3	552877BLUE
	tan	3	552877TAN
	grey	3	552877GREY
85	PLUG, floorboard	2	600399
86	PLUG, jack hole, rubber	2	603384
87	SEAL, boot lid; channel type <i>TR2, TR3, TR3A to TS60000</i> lip type <i>TR3A from TS60001</i>	1	605810
		1	608434
88	TUBE, boot edge drain	2	552365
89	SEAL, spare wheel cover	1	552559



HUB CAP -
201870

Gearbox Cover Fittings

90	SCREW, gearbox cover mounting	16	GHF117
91	WASHER, plain	16	GHF300
92	GROMMET, gearlever	1	603065
93	PLUG, universal joint access	1	605602
94	PLUG, gearbox dipstick access <i>TR2, TR3, TR3A to TS50000</i>	1	605602
95	PLUG, gearbox cover, LH <i>Non-overdrive.</i>	1	600399
	GROMMET, gearbox cover, LH <i>Overdrive.</i>	1	600395

STAINLESS STEEL BOOT RACK ASSEMBLY -
552398SS

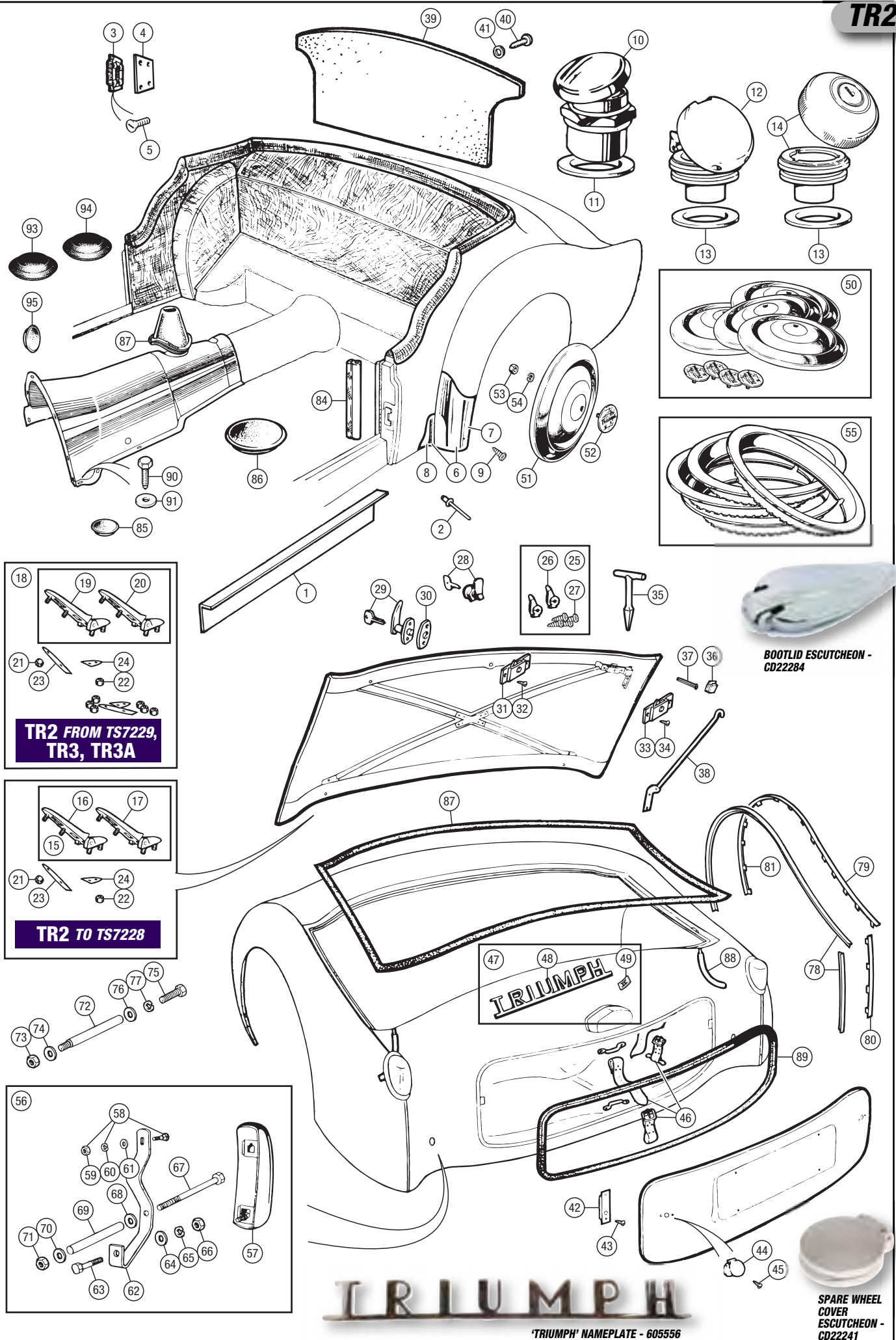


Boot Lid Luggage Carrier

BOOT RACK ASSEMBLY <i>(see photo);</i> chrome	1	552398
stainless steel	1	552398SS

TR2-3A

BODY FITTINGS - REAR - TR2-3A



No.	DESCRIPTION	QTY REQ.	PART No.
-----	-------------	----------	----------

TR4-4A-5-250

Boot Lid, Seal & Hinges

1	BOOT LID; steel	1	813650
	aluminium	1	813650A
2	REPAIR PANEL, boot lid	1	813650RP
3	REINFORCEMENT, boot lid	1	903233
4	SCREW, reinforcement to boot lid	2	GHF101
5	WASHER, plain	2	WC701121
6	WASHER, locking	2	GHF331
7	NUT, plain	2	GHF200
8	BOOT HINGE, pair	1	604917-8
9	BOOT HINGE, LH	1	604917
10	BOOT HINGE, RH	1	604918
11	PIN, hinge	2	552075
12	GASKET, small, hinge to deck	2	603771
13	GASKET, large, hinge to boot lid	2	603212
14	WASHER, plain	2	WM58
15	NUT, nyloc	2	GHF222
16	WASHER	2	WP167
17	SPACER	2	GHF300
18	WASHER, locking	4	GHF331
19	NUT, plain	4	GHF200
20	SEAL, boot lid	1	613277

Boot Stay, Lock & Striker

STAY ROD; TR4 to Body No. 5642CT

21	STAY ROD	1	750154
22	PIN, pivot	1	PJ8708
23	WASHER, plain	1	WP167
24	CLIP, pivot pin	1	FT2906
25	RETAINER, stay rod	1	2H9215
26	SPLIT PIN	1	GHF504

STAY ROD; TR4 from Body No. 5643CT, TR4A, TR5, TR250

27	STAY ROD, telescopic	1	612473
28	BOLT, stay rod to boot lid	1	612474
29	WASHER, plain, stay rod to boot lid	1	WC701121
30	WASHER, plain	1	GHF300
31	WASHER, double coil	1	WS600061
32	NUT, nyloc	1	GHF221
33	BOLT, stay rod to body bracket	1	612475
34	WASHER, plain	1	GHF300
35	WASHER, double coil	1	WS600061

36	BOOT HANDLE ASSEMBLY	1	607978
37	LOCK BARREL & KEY		
	original	1	557046
	alternative	1	566786
38	ESCUTCHEON, boot lid handle	1	600635
39	GASKET, under handle	1	600949
40	WASHER, plain	1	GHF300
41	NUT, nyloc, thin	1	GHF271
42	BUDGET LOCK	1	714485
43	SCREW, lock to boot lid	2	PX505
44	WASHER, plain	2	WP5
45	WASHER, locking	2	WL105001
46	NUT	2	GHF271
47	CATCH PLATE, boot latch	1	611135
48	SCREW, securing catch plate	2	PX505
49	WASHER, locking	2	WL105001
50	WASHER, plain	2	WP5

Spare Wheel Mounting & Tool Stowage Strap

51	SPARE WHEEL HOOK KIT	1	RF4102
	<i>Includes items 52 - 54.</i>		
52	WING NUT, securing spare wheel	1	650019
53	DISC, securing spare wheel	1	650016
54	HOOK, spare wheel clamp	1	650017
55	STRAP, for tool roll	1	611760
56	PLATE, for tool roll strap	1	611763
57	SCREW	2	PX505
58	HOOK BOLT, spare wheel	1	650017
59	NUT, plain, top of hook bolt	1	GHF201
60	PLATE, reinforcing, spare wheel pan	1	611875
61	PAD, rubber/canvas, thin	3	601994
62	WASHER, plain	1	GHF301
63	NUT, nyloc, bottom of hook bolt	1	GHF222

Cockpit Mouldings & 'B' Post Finishers

HOOD FASTENER MOULDINGS;

TR4 - Soft Top Models Only

64	MOULDING, hood fastener, RH	1	805120
65	MOULDING, hood fastener, centre	1	705421
66	MOULDING, hood fastener, LH	1	805119
67	PEG, hood fastener, long	2	611670
68	PEG, hood fastener, short	14	LFP116
69	SCREW, self tapping	32	EYP10012

'B' POST FINISHERS;

TR4A, TR5, TR250 - Soft Top Models Only

70	FINISHER, 'B' post; LH	1	622747
	RH	1	622748
71	SCREW, self tapping	2	AT606042
72	STUD, black	2	713511
73	RIVET, 'Imex'	2	552522

Wing Beading

74	WING BEADING SET, 6 pieces	1	RF4162
-	WING BEADING;		
	front wings	2	850479
	upper rear wings	2	750126
	lower rear wing, LH	1	750187
75	WING BEADING, lower rear wing, RH	1	750188
76	LOCATING TAB	52	553926

Badges

TR4, TR4A

77	LETTER SET, 'TRIUMPH'	1	RL1402
	<i>includes fixings.</i>		
78	LETTER 'T'	1	703862
79	LETTER 'R'	1	703863
80	LETTER 'I'	1	703864
81	LETTER 'U'	1	703865
82	LETTER 'M'	1	703866
83	LETTER 'P'	1	703867
84	LETTER 'H'	1	703868
85	FIXING, for letters	14	GHF1532
86	BADGE, 'TR4'	1	612276
87	BADGE, 'A', TR4A	1	617820
88	BADGE, 'IRS', TR4A IRS	1	617821
89	FIXING, for badges	A/R	FR1202
	<i>Quantities of 2 for TR4, 3 for TR4A, 5 for TR4A IRS.</i>		

TR5, TR250

90	NAMEPLATE, 'Triumph'	1	622260
91	NAMEPLATE, 'Overdrive' (as fitted)	1	622152
92	NAMEPLATE, 'TR5 PI'	1	622261
93	NAMEPLATE, 'TR250'	1	622262
94	BUSH, friction, nameplate securing	A/R	GHF1532
95	FIXING, nameplate securing	A/R	FP10129
	<i>Alternative.</i>		
96	NAMEPLATE, '2500', rear wing	2	621964
97	FOIL ONLY, '2500' nameplate	2	621964FOIL
98	NAMEPLATE, 'TR250', rear wing	2	621866
99	BUSH, friction, nameplate securing	4	GHF1532
100	FIXING, nameplate securing	4	FP10129

Rear Bumper & Fittings

101	REAR BUMPER BAR	1	902685
102	OVER RIDER, LH;		
	with lamp holes	1	705905
	without lamp holes (Germany)	1	619124
103	OVER RIDER, RH;		
	with lamp holes	1	705906
	without lamp holes (Germany)	1	619125
104	PACKING, over rider	4	552218
105	REAR BUMPER FITTING KIT	1	902685FK
	<i>Includes items 106-131, 137-142.</i>		
106	BOLT, chrome, with nut and washer	2	725804
107	NUT, plain	2	GHF202
108	WASHER, locking	2	GHF333
109	WASHER, plain	2	WP9
110	PACKING, bracket spacer	2	607085
111	BOLT	2	BH606141
112	WASHER, locking	2	GHF333

113	WASHER, plain	2	WP9
114	PACKING, bracket spacer	2	607085
115	BOLT	2	SH605051
116	WASHER, locking	2	GHF332
117	WASHER, plain	2	GHF301
118	SCREW	2	SH606061
119	WASHER, plain	2	WP9
120	WASHER, locking	2	GHF333
121	NUT	2	GHF202
122	SCREW	2	SH606101
123	WASHER, locking	2	GHF333
124	WASHER, plain	2	WP9
125	BOLT	2	BH606261
126	WASHER, plain	4	WP9
127	WASHER, locking	2	GHF333
128	NUT, plain	2	GHF202
129	SCREW, outrigger to chassis	4	SH606061
130	WASHER, locking	4	GHF333
131	WASHER, plain	4	WM59

TR4 to CT3018

132	STUD	2	611134
133	NUT	6	GHF202
134	WASHER, locking	6	GHF333
135	WASHER, plain	6	WP9
136	RETAINING NUT	2	FS2706

TR4 from CT3019, TR4A, TR5, TR250

137	BOLT, bumper to outrigger	2	511062
138	WASHER, locking	2	511047
139	WASHER, plain	2	GHF302
140	SPACER	2	612875
141	WASHER, plain	2	GHF316
142	RETAINING NUT	2	FS2706

TR4

143	BRACKET, over rider support; LH	1	611642
	RH	1	611643
144	BRACKET, outer	2	611112
145	BRACKET, inner	2	705589
146	OUTRIGGER, rear bumper support; LH	1	705633
	RH	1	705634

TR4A, TR5, TR250

143	BRACKET, over rider support; LH	1	616120
	RH	1	616121
144	BRACKET, outer	2	616109
145	BRACKET, inner	2	708171
146	OUTRIGGER, rear bumper support; LH	1	708103
	RH	1	708104

Matching Lock Sets

147	MATCHING LOCK SET, TR4, TR4A	1	RF4163
	<i>Includes five tumblers for ignition, doors, boot & cubby box, plus matched pair of "FP/FS" keys.</i>		
148	MATCHING LOCK SET, TR5, TR250	1	RF4164
	<i>Includes ignition tumbler, cubby box lock, door lock set and locking boot handle with matched pair of "FS" keys.</i>		

Mud Flap Set

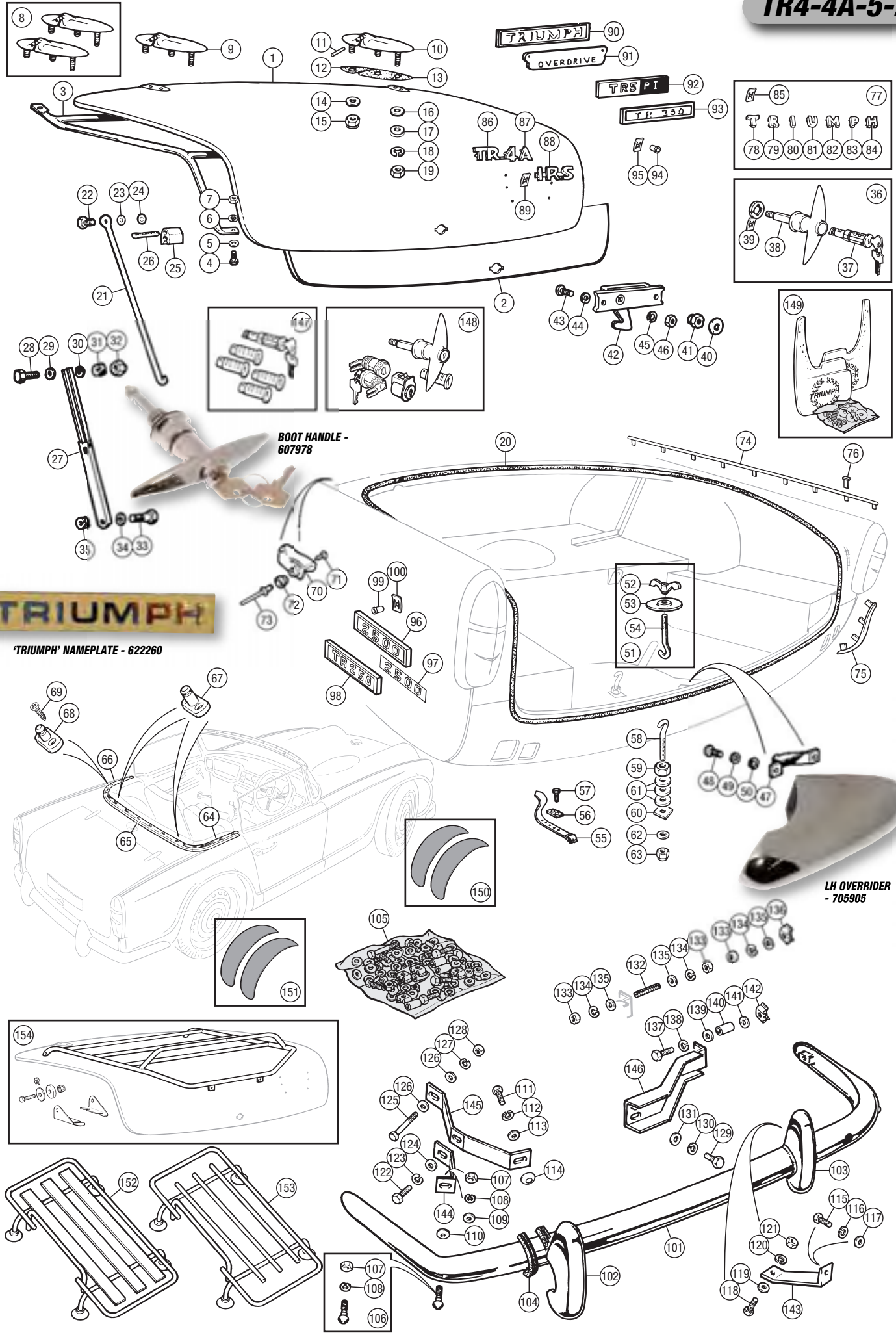
149	MUD FLAP SET, pair, rear,	1	GAC6002X
	<i>Including fixings, with Triumph laurel wreath logo</i>		

Wheel Arch Protectors

150	WHEEL ARCH PROTECTOR SET, front	1	GTK160
151	WHEEL ARCH PROTECTOR SET, rear	1	GTK161
	<i>Pre-moulded, fits inside the front or rear wheel arches protecting from the elements. Supplied as a pair. Easy to fit. See 'Accessories' section for photo.</i>		

Boot Racks

152	BOOT RACK, aluminium frame, wood slats, including fixings (not illustrated)	1	RX1330
153	BOOT RACK, all aluminium, including fixings (not illustrated)	1	RX1330ALLOY
154	BOOT RACK, Amco style, stainless steel, including fixings	1	ASM4SS



TR2-3A

Doors & Hinges

LONG DOOR, TR2 to TS4001

1	DOOR ASSEMBLY; RH LH	1 1	900492 900491
2	DOOR SKIN, outer; RH LH	1 1	900492RP 900491RP

SHORT DOOR WITH WOODEN TOP RAIL

(No Exterior Handles)

TR2 from TS4002, TR3 to TS22013

1	DOOR ASSEMBLY; RH LH	1 1	553036 553035
2	DOOR SKIN, outer; RH LH	1 1	553036RP 553035RP

SHORT DOOR WITH WOODEN TOP RAIL

(Exterior Handles), TR3A to TS60000

1	DOOR ASSEMBLY; RH LH	1 1	901211 901210
2	DOOR SKIN, outer; RH LH	1 1	901211RP 901210RP

SHORT DOOR WITH STEEL TOP RAIL

TR3A from TS60001

1	DOOR ASSEMBLY; RH LH	1 1	850114 850113
2	DOOR SKIN, outer; RH LH	1 1	901211RP 901210RP

3	HINGE, upper; TR2, TR3, TR3A to TS60000 RH door LH door	1 1	602066 602065
	TR3A from TS60001 RH door LH door	1 1	650028 650027

4	HINGE, lower; TR2, TR3, TR3A to TS60000 RH door LH door	1 1	602068 602067
	TR3A from TS60001 RH door LH door	1 1	650026 650025

5	DOOR HINGE KIT - per car; Includes 4 hinges and 30 screws (items 3, 4, 6). TR2, TR3, TR3A to TS60000 TR3A from TS60001	1 1	RW3141 RW3140
---	---	--------	------------------

5A	HINGE PIN - per car	4	602065HP
----	---------------------	---	----------

6	SCREW, door hinge	30	SF604051
---	-------------------	----	----------

7	DOOR CHECK KIT - per car Includes 2 check straps and fixings (items 7A-13).	1	RW3142
---	--	---	--------

7A	DOOR CHECK ASSEMBLY	2	650129
----	---------------------	---	--------

8	SCREW, door check to door	4	PX506
---	---------------------------	---	-------

9	NUT, plain	4	HN2005
---	------------	---	--------

10	WASHER, shakeproof	4	WL105001
----	--------------------	---	----------

11	SCREW, door check to 'A' post	2	GHF117
----	-------------------------------	---	--------

12	NUT, plain	2	GHF200
----	------------	---	--------

13	WASHER, locking	2	GHF331
----	-----------------	---	--------

14	FITTING KIT, door check to 'A' post Convenient alternative to items 11 - 13.	2	613622FK
----	---	---	----------

Door Handles & Remote Control

TR3A

Exterior door handles were fitted to TR3A as standard.

15	LOCK SET Includes door handles, boot and cubby box lock, ignition switch barrel and 2 keys.	1	TR3ADLS
16	DOOR HANDLE KIT - per car Includes items 16A - 20.	1	RW3143
16A	DOOR HANDLE AND LOCK ASS'Y Includes 2 keys.	2	604991
17	NUT, securing handle	4	HN2005
18	WASHER, plain	4	WP5
19	WASHER, locking	4	WL105001

20	GASKET, door handle	2	554355
21	CLIP, remote lever to handle shank <i>Not illustrated.</i>	2	607009
22	SPRING, remote control lever return <i>Not illustrated.</i>	2	606974
23	LEVER, actuating remote control <i>Not illustrated.</i>	2	606973
24	LINK, remote control (<i>Not illustrated</i>); RH LH	1 1	607501 607500

Door Latch & Striker

25	DOOR LATCH ASSEMBLY; TR2, TR3 RH LH	1 1	602090 602089
	TR3A to TS60000. RH LH	1 1	606960 606959
	TR3A from TS60001 RH LH	1 1	650104 650103

The door latch assemblies for TR3As from TS60001 may be used to replace those on earlier models.

26	SCREW, door latch to door	8	500166
27	STRIKER PLATE, door latch	2	602075
28	PACKING, striker plate	A/R	602248
29	SCREW, striker plate	8	500166

Door Rails & Cappings

30	BLOCK, sidescreen support, front; TR2, TR3, TR3A to TS60000 TR3A from TS60001	2 2	602180 650088
----	---	--------	------------------

31	RAIL, door top; TR2, TR3, TR3A to TS27287 RH LH	1 1	800586 800585
	TR3A TS27288 to TS 60000 RH LH	1 1	802890 802889

32	SCREW, wood, rail to door	10	511670
33	SCREW, wood, blocks to rail/door	8	SP87H13

34	PLATE, mounting; TR3A from TS28826 RH, sidescreen LH, sidescreen	1 1	606579 606580
----	---	--------	------------------

35	BLOCK, sidescreen support, rear; TR2, TR3, TR3A to TS60000 TR3A from TS60001	2 2	602181 650089
----	--	--------	------------------

36	DOOR CAPPING, steel; LH RH	1 1	703212 703213
----	----------------------------------	--------	------------------

Originally TR2s and TR3s had aluminium door cappings. The steel items listed here, whilst technically speaking being correct for TR3A, make perfectly good replacements for the earlier items.

37	RUBBER CORE, door edge trim	2	559365
38	BUTTON, door edge trim end, TR3A	4	606848

39	STUD on door, 'baby Tenax' TR2 to TS5255	8	552391
----	---	---	--------

40	STUD on door, 'Lift-the-Dot' TR2 from TS5256, TR3, TR3A	8	552667
----	--	---	--------

Door Seals

	DOOR SEAL AND CLIP KIT Includes seals and clips for 2 doors (items 41-44).	1	RW3144
41	SEAL, door to 'A' post	2	603257
42	SEAL, door bottom	2	605301
43	CLIP, seal to 'A' post	14	552901
44	CLIP, retaining seal to door bottom	28	552901

See 'Interior Trim - TR2-3A' for draught excluder.

Door Trim & Finishers

45	DOOR POCKET	2	700895
46	DOOR PANEL See 'Interior Trim' for colour details and part numbers.	2	-
47	SCREW & WASHER KIT, door panel Includes items 48, 49.	1	RW3145
48	SCREW, door panel attachment	60	AD604062
49	CUP WASHER	60	SP132BCP
50	DOOR PULL, black, TR2, TR3	2	552227
51	FINISHER, door pull end, TR2, TR3	2	602064
52	SCREW, finisher attaching, TR2, TR3	2	SP89C4CP

53	ESCUTCHEON, latch lever slot, TR2, TR3	2	602072
54	SCREW, escutcheon attachment, TR2, TR3	4	AD604062
55	BOLT, door pull to latch, TR2, TR3	2	552397
56	SPACER, bolt to door pull, TR2, TR3	2	552401
57	NUT, domed, door pull, TR2, TR3	2	552396
58	CABLE ASSEMBLY, door pull, Includes items 59, 60.	2	557185
59	CABLE, inner, door pull, (22" long) TR3A	2	557211
60	CABLE, outer, door pull (19.75" long) TR3A	2	557212
61	BOLT, cable to lock, TR3A	2	607499
62	BRACKET, remote cable guide, TR3A	2	607209
63	RIVET, bracket to door pocket, TR3A	4	557213

Wedge Fitting Sidescreens

TR2, TR3, TR3A to TS28825

TR2 style: opening flap with zip, non-sliding window

64	SIDESCREEEN; RH, black LH, black RH, white LH, white	1 1 1 1	900386BLK 900385BLK 900386WHT 900385WHT
----	--	------------------	--

TR3, TR3A style: opening flap with zip, sliding window

64	SIDESCREEEN; RH, black LH, black RH, white LH, white	1 1 1 1	900683 900682 553934 553933
----	--	------------------	--------------------------------------

65	WEDGE KIT, sidescreen securing Includes 4 wedges and 4 screws.	1	RW3149
----	---	---	--------

66	WEDGE, sidescreen securing Must be drilled and tapped to suit sidescreen.	4	MM803-255
----	--	---	-----------

67	SCREW, wedge	4	TP703
----	--------------	---	-------

68	SOCKET, wedge, RH front/LH rear Includes clamping screw and pin.	2	602040TRI
----	---	---	-----------

69	SOCKET, wedge, LH front/RH rear Includes clamping screw and pin.	2	602041
----	---	---	--------

70	SCREW, wedge clamping	4	602124
----	-----------------------	---	--------

71	PIN, securing screw in socket	4	552172
----	-------------------------------	---	--------

72	SCREW KIT, sockets to doors Includes car set of screws.	1	RW3150
----	--	---	--------

73	SCREW, wood, socket to door	16	SP89E4
----	-----------------------------	----	--------

74	FASTENER KIT, 'Lift-the-Dot', sidescreens to doors Includes items 75 - 77.	1	RW3151
----	--	---	--------

75	SOCKET, 'Lift-the-Dot'	8	552650
----	------------------------	---	--------

76	CLINCH PLATE, 'Lift-the-Dot'	8	552651
----	------------------------------	---	--------

77	STUD, 'Lift-the-Dot'	8	552667
----	----------------------	---	--------

Dzus Fitting Sidescreens

TR3A from TS28826

78	SIDESCREEEN; RH, black LH, black RH, white LH, white	1 1 1 1	901287 901286 901291 901290
----	--	------------------	--------------------------------------

79	WINDOW, sliding; RH LH	1 1	508177 508176
----	------------------------------	--------	------------------

80	WINDOW, fixed	2	559748
----	---------------	---	--------

81	FITTING KIT, sidescreens Includes items 82 - 92.	1	RW3152
----	---	---	--------

82	DZUS KIT, sidescreens Includes 4 Dzus fasteners and retaining washers.	1	RW3153
----	---	---	--------

83	DZUS FASTENER, with spring	4	556023
----	----------------------------	---	--------

84	WASHER, Dzus fastener	4	556022
----	-----------------------	---	--------

85	BRACKET, RH front/LH rear	2	607106
----	---------------------------	---	--------

86	BRACKET, LH front/RH rear	2	607105
----	---------------------------	---	--------

87	SCREW KIT, brackets to door Includes screws to attach brackets to one door.	2	RW3154
----	--	---	--------

88	SCREW, wood, bracket to door	16	SP88H7
----	------------------------------	----	--------

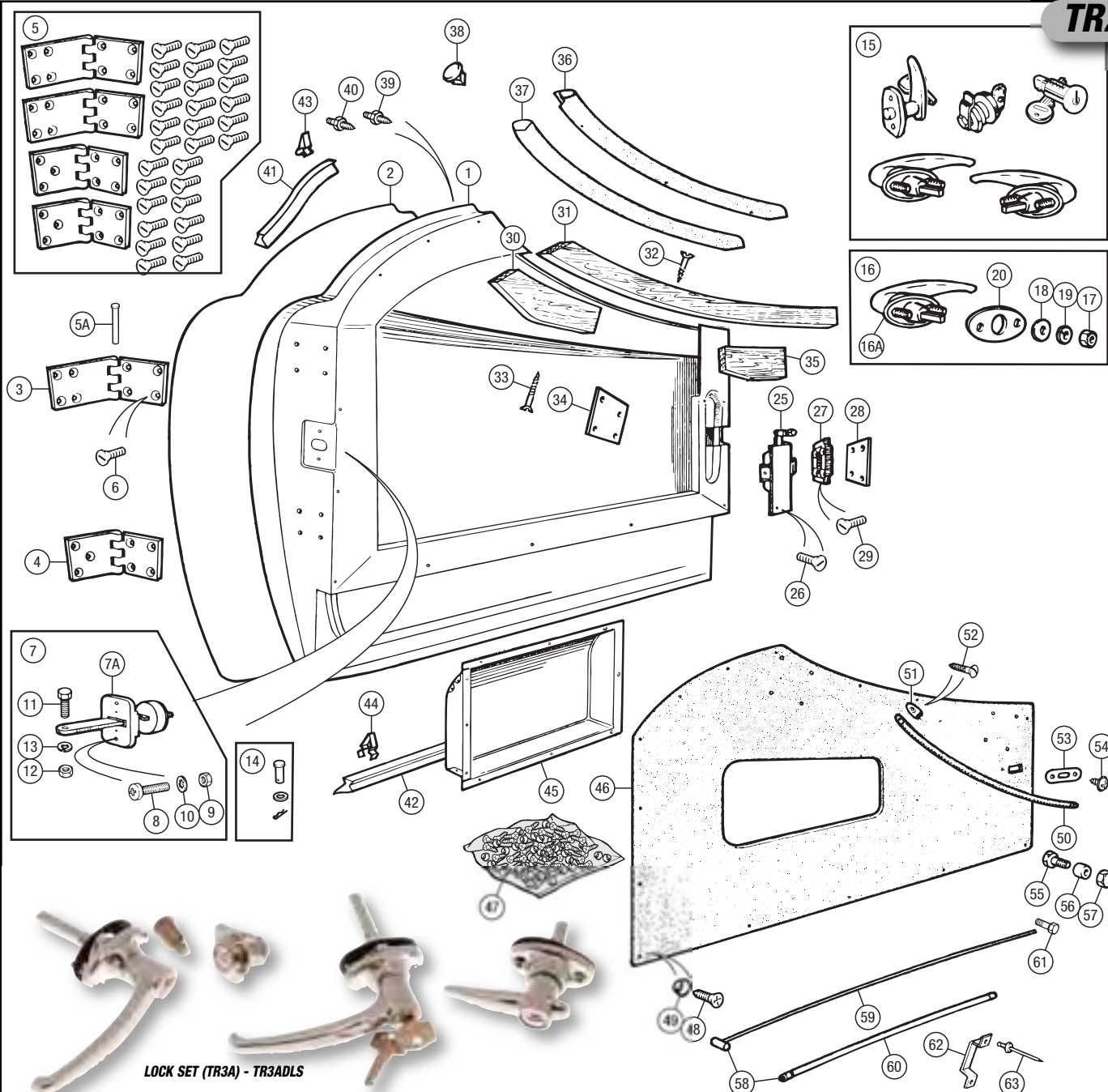
89	STUD, door, sidescreen strap	2	610624
----	------------------------------	---	--------

90	SCREW, wood, stud attaching	2	EYP10012
----	-----------------------------	---	----------

91	BUTTON, sidescreen strap	2	7H9864
----	--------------------------	---	--------

92	SOCKET, sidescreen strap	2	554517
----	--------------------------	---	--------

93	'I' KEY, Dzus fastener	1	650161
----	------------------------	---	--------



No.	DESCRIPTION	QTY REQ.	PART No.
-----	-------------	----------	----------

TR4-4A-5-250

Doors & Hinges

TR4, TR4A			
1	DOOR; LH RH	1 1	903549 903550
2	DOOR SKIN; LH RH	1 1	950005 950006
TR5, TR250			
1	DOOR; LH RH	1 1	907757 907758
2	DOOR SKIN; LH RH	1 1	812775 812776
3	INNER PANEL, frame; TR5, TR250; may be used to repair TR4, TR4A door bottoms only.	1 1	907310 907311
4	PLATE ASSEMBLY, reinforcement; TR4 to CT22343.	1 1	750074 750075
5	PLATE ASSEMBLY, reinforcement; TR4 from CT22344, TR4A, TR5, TR250.	1 1	707059 707060
6	ANGLE BRACKET, check strap arm TR4 from CT22344, TR4A, TR5, TR250.	2	613855A
7	PAD, sound deadening (530mm X 190mm); each kit of 5 kit of 10	2 A/R A/R	RB7145 RB7145K5 RB7145K10

Door Repairs

To allow the door to be repaired, some additional original sub assembly components of the door assembly have been made available. The two most common repairs are to the door skin and/or bottom frame because of rust and the door check strap bracket that has been torn or split in service. The replacement of the angled bracket for the check strap on models apart from early TR4s is quite a straightforward task. The spotwelds of the original item can be drilled out to release it and the replacement inserted. The new item can be attached with weld, as original. Those without welding facilities could attach the bracket with small nuts and bolts or even rivets after drilling to suit. The door frame assembly would be best repaired by cutting and welding and inserting a section as required.

Genuine original steel door skins are available to replace existing items as required. The door skins are made from zinc coated steel and are electrophoretically primed to give modern car corrosion resistance. Do not forget that when you get to grips with your door other parts may need renewing or repairing like glass channels, private locks and hinges. These parts are also available to ease your restoration.

8	DOOR HINGE	4	650112
9	PIN, hinge pivot	4	607823
10	SCREW, hinge to door	12	SH605051
11	WASHER, locking	12	GHF332
12	GASKET, shim, hinge to door	A/R	650112G
13	SCREW, hinge to 'A' post	12	GHF120
14	WASHER, locking	12	GHF332
15	WASHER, plain	12	WP19
16	GASKET, shim, hinge to 'A' post	A/R	610042

Check Straps

TR4 to CT22343			
17	CHECK STRAP; LH RH	1 1	613913 613914
18	PIN, check strap to door	2	650216
19	CIRCLIP, pin	2	FT2902
20	GAITER, check strap	2	650201
21	SCREW, gaiter to 'A' post	4	PX505
22	WASHER, plain	4	WP5
23	SCREW, check strap to 'A' post	6	SH604041
24	WASHER, shakeproof	6	GHF321
25	WASHER, plain	4	GHF314
26	WASHER, plain	8	WP5



No.	DESCRIPTION	QTY REQ.	PART No.
-----	-------------	----------	----------

TR4 from CT22344; TR4A, TR5, TR250

27	CHECK STRAP	2	613622
28	RIVET, check strap to door <i>While the check straps were originally attached by rivets, the clevis pin arrangement offered below is more satisfactory (and easier to install).</i>	2	610707
29	FITTING KIT, check strap per car <i>Includes 30, 31, 32.</i>	1	613622FK
30	CLEVIS PIN, check strap to door <i>Replaces 28.</i>	2	104750
31	WASHER, plain <i>Replaces 28.</i>	4	GHF300
32	'R' CLIP, clevis pin securing <i>Replaces 28.</i>	2	511032
33	SPRING, guide for check strap	2	603344
34	RIVET, guide spring to 'A' post	4	556141
35	GAITER, checkstrap	2	613623
36	SCREW, self tapping, gaiter to 'A' post	4	AB606039
37	WASHER, plain	4	WC705051

Door Handles & Remote Control

TR4, TR4A			
38	HANDLE ASSEMBLY, door exterior	2	701560
39	GASKET, small, handle front to door	2	617403
40	GASKET, large, handle rear to door	2	603393
41	SCREW, handle, front	2	PX505
42	WASHER, shakeproof	2	WF702101
43	WASHER, plain	2	WP28
44	SCREW, handle, rear	2	PX505
45	WASHER, shakeproof	2	WE702101
46	REMOTE CONTROL, handle to latch; LH RH LH (Alternative) RH (Alternative)	1 1 1 1	750171 750172 614144 614145
47	SCREW, remote to inner door frame	6	PX505
48	WASHER, locking	6	WE702101
49	WASHER, waved	2	550924
50	WASHER, plain	2	WC701121
51	CLIP, door lock to remote control link	2	608703
52	FELT PAD, anti rattle <i>Glued in appropriate position on door inner frame.</i>	2	608188
53	HANDLE, door interior	2	608454
54	ESCUTCHEON, handle to door casing	2	650261
55	SPRING, door panel to door frame	2	603382
56	PIN, door handle	2	600832
57	HANDLE, door pull	2	650306
58	SCREW, door pull to frame	4	510799
59	NUT, fix	4	FS2758

TR5, TR250

60	HANDLE ASSEMBLY, door exterior	2	712837
61	FITTING KIT (<i>Includes items 62-69</i>)	2	712837FK
62	GASKET, small, handle front to door	2	617403
63	GASKET, large, handle rear to door	2	617402
64	SCREW, handle, front	2	HU503
65	WASHER, locking	2	WL105001
66	WASHER, plain	2	WP5
67	SCREW, handle, rear	2	HU504
68	WASHER, locking	2	WL105001
69	WASHER, plain	2	WP5
70	REMOTE CONTROL, handle to latch; LH RH LH Alternative (later TR6 item) RH Alternative (later TR6 item)	1 1 1 1	712838 712839 XKC91 XKC92
<i>The later type remote control mechanisms are suitable for TR5, TR250 applications. They vary from the earlier item because of a set in their form to avoid the interior door pull of the later cars in the door inner panel.</i>			
71	SCREW, remote to inner door frame	6	HU504
72	WASHER, locking	6	WL105001
73	WASHER, plain	6	WP5
74	WASHER, waved	2	550924
75	WASHER, plain	2	WC701121
76	CLIP, door lock to remote control link	2	608703
77	FELT PAD, anti rattle <i>Glued in appropriate position on door inner frame.</i>	2	612236
78	HANDLE, door interior	2	621770
79	ESCUTCHEON, handle to door casing	2	621221
80	SPRING, door panel to door frame	2	603382
81	PIN, door handle	2	600832

No.	DESCRIPTION	QTY REQ.	PART No.
-----	-------------	----------	----------

Door Latch & Striker

TR4, TR4A

82	DOOR LATCH ASSEMBLY; LH RH	1 1	750169 750170
83	SCREW, machine, door latch to frame	6	PX505
84	SCREW, self tapping, door latch to frame	2	YB1504
85	WASHER, shakeproof	8	WF702101
86	LINK ASSEMBLY, latch to exterior handle	2	650251
87	CLIP, latch to outer handle	2	604156
88	STRIKER PLATE; LH RH	1 1	701353 701354
89	SHIM, striker plate	A/R	554194
90	SCREW, door striker	6	SF604081
91	WASHER, locking, cupped	6	510397
92	DOOR RESTRAINT ASSEMBLY	2	703741
93	SCREW, door restraint	8	SF604051
94	WASHER, locking, cupped	8	510397

TR5, TR250

95	DOOR LATCH ASSEMBLY; LH RH	1 1	907177 907178
96	SCREW, door latch; single-slotted cross-slotted <i>Alternative (later TR6 item)</i> <i>The above screws are interchangeable.</i>	6 6	517148 ZKC36
97	STRIKER PLATE; LH RH	1 1	CZA3311 CZA3310
98	SHIM, striker plate; 0.010" 0.032" 0.064"	A/R A/R A/R	ZKC6167 621714 BHH341
99	SCREW, door striker, upper; single-slotted cross-slotted <i>Alternative (later TR6 item)</i>	2 2	517150 ZKC37
100	SCREW, door striker, lower; single-slotted cross-slotted <i>Alternative (later TR6 item)</i> <i>The above screws are interchangeable.</i>	4 4	517145 ZKC38

Door Lock Assemblies

TR4, TR4A

101	DOOR LOCK ASSEMBLIES, matched pair, with 2 keys <i>Only available included in door handle assemblies or 5 piece matching lock set.</i>	1	-
102	MATCHING LOCK SET, TR4, TR4A <i>Includes five tumblers for ignition, doors, boot and cubby box, plus matched pair of "FP/FS" keys</i>	1	RF4163

TR5, TR250

103	DOOR LOCK ASSEMBLIES, (<i>Original clip-fitting type</i>) matched pair, with 2 keys	1	631773
104	GASKET, door lock to door skin	2	BHH972G
105	CLIP, door lock retaining	2	714599
106	DOOR LOCK ASSEMBLIES, (<i>Replacement nut-fitting type</i>) matched pair with 2 keys	1	631773NF

The replacement type nut fixing private door locks are more positively located in the door skin by a nut rather than a spring clip. This means that if the original private door lock assembly has, during service, rotated in the door skin and worn the shape and size of its piercing the spring clip will only hold it in place, allowing it to rotate when key is operated.

107	DOOR LOCK ASSEMBLIES, (<i>Dead lock type</i>) matched pair with 2 keys	1	631773DL
<i>These lock sets replace the factory barrels, helping to keep those people with light fingers out. Supplied in pairs, with two spare barrel type keys.</i>			
<i>Note: Door can only be locked/unlocked with key. Cannot lock door from inside car.</i>			
108	MATCHING LOCK SET, TR5, TR250 <i>Includes ignition tumbler, cubby box lock, door lock set and locking boot handle with matched pair of "FS" keys.</i>	1	RF4164

Door Aperture Seals

109	DRAUGHT EXCLUDER; furlex, all models; <i>Available in a range of colours including black, blue and red. Please refer to web site or contact us for current availability.</i> soft top models, per door (2.5m) surrey top models, per car (7m) rubber, TR4-4A (non furlex type); soft top models, per door (2.5m) surrey top models, per door (3.5m)	2 1 2 2	RX3000 RX3008 650310 650311
-----	--	------------------	--

TR4, TR4A

EXTERIOR HANDLE
- 701560

TR4-4A-5-250

BODY FITTINGS - DOORS - TR4-4A-5-250

INTERIOR HANDLE -
608454

DOOR PULL - 650306

MATCHING LOCK SET -
RF4163

TR5, TR250

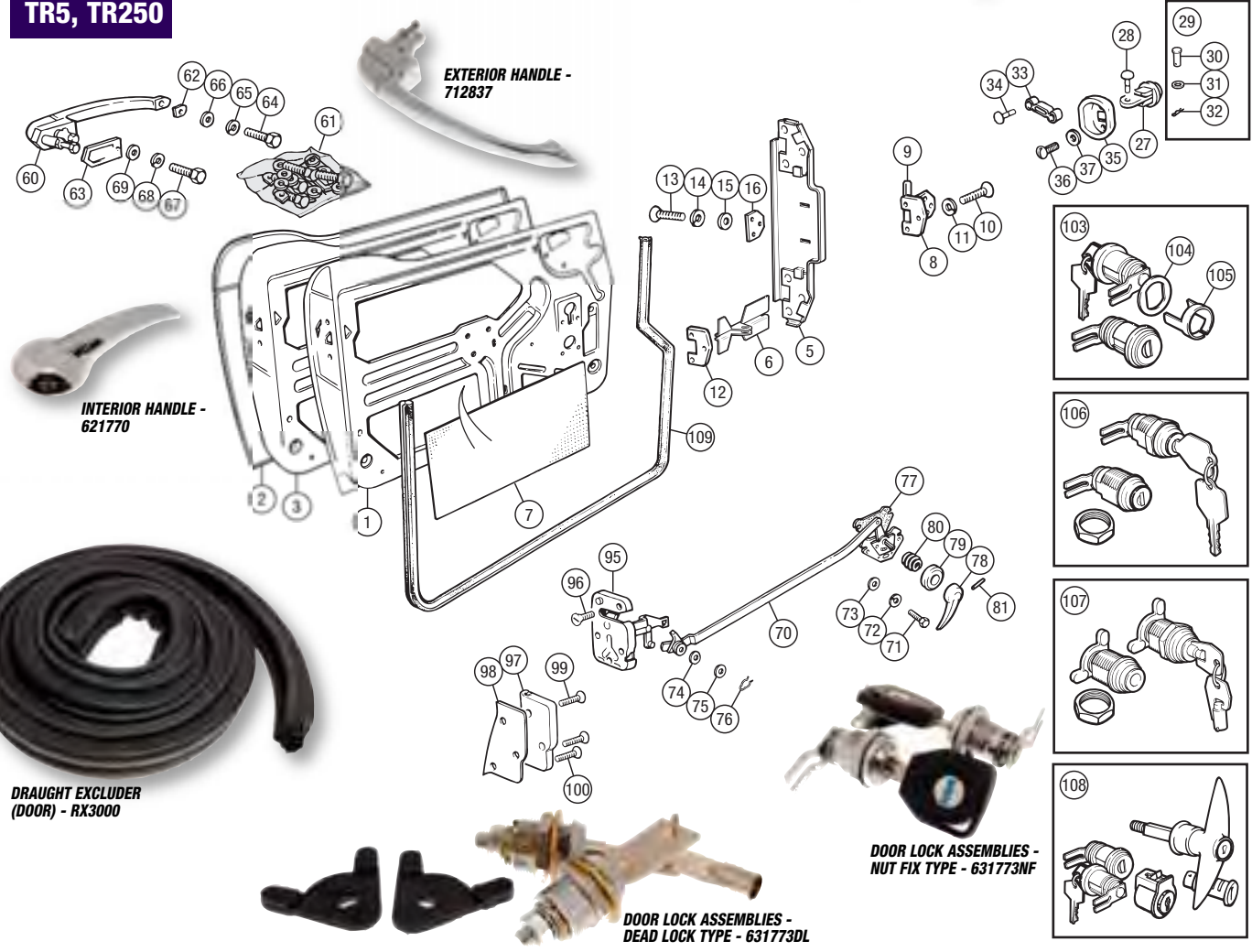
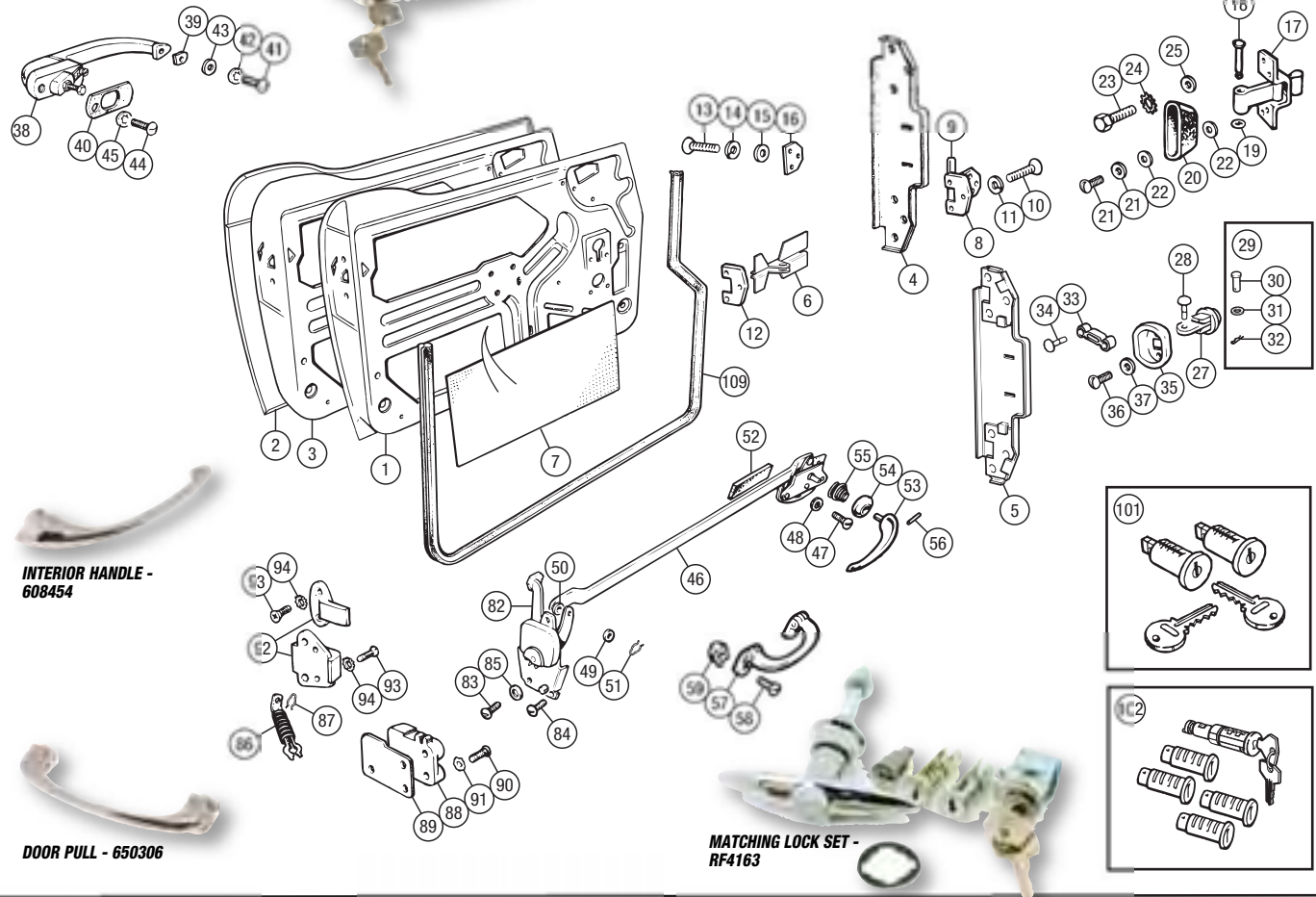
EXTERIOR HANDLE -
712837

INTERIOR HANDLE -
621770

DRAUGHT EXCLUDER
(DOOR) - RX3000

DOOR LOCK ASSEMBLIES -
NUT FIX TYPE - 631773NF

DOOR LOCK ASSEMBLIES -
DEAD LOCK TYPE - 631773DL



ORDER BY PHONE: 01522 568000 / ON LINE: www.rimmerbros.co.uk / E-MAIL: sales@rimmerbros.co.uk

TR4-4A-5-250

Door Glass
& Window Regulators

DOOR GLASS (CLEAR) - 820508

- | | | | |
|---|-------------------------------------|---|---------|
| 1 | GLASS, door; | | |
| | clear | 2 | 820508 |
| | tinted | 2 | 820508T |
| 2 | CHANNEL ASSEMBLY, lower, TR4, TR4A; | | |
| | LH | 1 | 750090 |
| | RH | 1 | 750091 |

LOWER CHANNEL ASSEMBLY (LH)
(TR5, TR250) - 712835

- | | | | |
|---|--------------------------------------|---|--------|
| 3 | CHANNEL ASSEMBLY, lower, TR5, TR250; | | |
| | LH | 1 | 712835 |
| | RH | 1 | 712836 |
| 4 | STRIP, rubber, door glass | 2 | UKC255 |

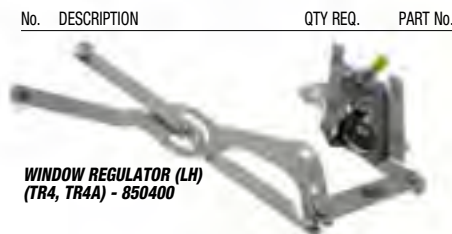
FRONT CHANNEL & BRACKETS
ASSEMBLY (LH) - 850430

- | | | | |
|----|--|-----|----------|
| 5 | CHANNEL & BRACKETS ASS'Y, front; | | |
| | LH | 1 | 850430 |
| | RH | 1 | 850431 |
| 6 | CHANNEL, felt | A/R | 850430F |
| | <i>Use with original brackets for repair purposes only.</i> | | |
| 7 | SCREW, forward bracket to frame | 2 | SH604041 |
| 8 | SCREW, inside bracket to frame | 4 | SH604051 |
| 9 | WASHER, shakeproof | 6 | GHF321 |
| 10 | WASHER, plain | 6 | GHF300 |
| 11 | WASHER, plain, channel adjusting | A/R | GHF314 |
| | <i>Use where required as shims between the channel brackets and door frames to align channels.</i> | | |

REAR CHANNEL ASSEMBLY (LH)
(TR5, TR250) - 812436

- | | | | |
|----|--|-----|----------|
| 12 | CHANNEL ASSEMBLY, rear; | | |
| | LH, TR4, TR4A | 1 | 850432 |
| | RH, TR4, TR4A | 1 | 850433 |
| | LH, TR5, TR250 | 1 | 812436 |
| | RH, TR5, TR250 | 1 | 812437 |
| 13 | CHANNEL, felt | A/R | 850430F |
| | <i>Use with original brackets for repair purposes only.</i> | | |
| 14 | SCREW, channel brackets to door frame | 6 | SH604051 |
| 15 | WASHER, shakeproof | 6 | GHF321 |
| 16 | WASHER, plain | 6 | GHF300 |
| 17 | WASHER, plain, channel adjusting | A/R | GHF314 |
| | <i>Use where required as shims between the channel brackets and door frames to align channels.</i> | | |

- | | | | |
|----|--------------------------------|---|--------|
| 18 | TIE ROD, glass channel bottom; | | |
| | LH | 1 | 750165 |
| | RH | 1 | 750166 |

WINDOW REGULATOR (LH)
(TR4, TR4A) - 850400

REGULATOR MECHANISM; TR4, TR4A

- | | | | |
|----|--------------------------------|----|--------|
| 19 | REGULATOR MECHANISM, window; | | |
| | LH | 1 | 850400 |
| | RH | 1 | 850401 |
| 20 | STUD RETAINER | 4 | 607867 |
| 21 | WASHER, leather | 8 | 607902 |
| 22 | SCREW, regulator to door frame | 14 | GHF117 |
| 23 | WASHER, locking | 14 | GHF331 |
| 24 | WASHER, plain | 14 | GHF300 |

WINDOW REGULATOR (LH)
(TR5, TR250) - 907179

REGULATOR MECHANISM; TR5, TR250

- | | | | |
|----|--------------------------------|----|----------|
| 25 | REGULATOR MECHANISM, window; | | |
| | LH | 1 | 907179 |
| | RH | 1 | 907180 |
| 26 | SCREW, regulator to door frame | 14 | SH604041 |
| 27 | WASHER, locking | 14 | GHF331 |
| 28 | WASHER, plain | 14 | WC701121 |

REGULATOR PIVOT; TR4, TR4A

- | | | | |
|----|--|---|----------|
| 29 | PIVOT, regulator, TR4, TR4A | 2 | 607841 |
| 30 | WASHER, plain, TR4, TR4A | 6 | WA112081 |
| 31 | WASHER, Thackeray, TR4, TR4A | 2 | 608301 |
| 32 | WASHER, locking, TR4 to CT35273 | 2 | GHF332 |
| 33 | WASHER, plain, TR4 from CT35274, TR4A2 | 2 | WP160 |
| 34 | NUT, TR4, TR4A | 2 | GHF201 |

WINDOW HANDLE
(TR4, TR4A) - 613017

WINDOW HANDLE; TR4, TR4A

- | | | | |
|----|-----------------------------------|---|--------|
| 35 | HANDLE ASSEMBLY, window | 2 | 613017 |
| 36 | ESCUTCHEON, handle to door panel | 2 | 650261 |
| 37 | SPRING, door panel to door frame | 2 | 603382 |
| 38 | PIN, securing handle to mechanism | 2 | 600832 |
| 39 | WASHER, sponge | 2 | 609649 |

WINDOW HANDLE
(TR5, TR250) - 621811

WINDOW HANDLE; TR5, TR250

- | | | | |
|----|-----------------------------------|---|--------|
| 40 | HANDLE ASSEMBLY, window | 2 | 621811 |
| 41 | KNOB, window handle | 2 | 621768 |
| 42 | CLIP, securing knob to handle | 2 | 574581 |
| 43 | CLIP, securing knob to handle | 2 | NKC513 |
| | <i>Alternative.</i> | | |
| 44 | ESCUTCHEON, handle to door panel | 2 | 621221 |
| 45 | SPRING, door panel to door frame | 2 | 603382 |
| 46 | PIN, securing handle to mechanism | 2 | 600832 |
| 47 | WASHER, sponge | 2 | 609649 |

DOOR WEATHERSTRIP KIT
- RR1529

- | | | | |
|---|-----------------------------------|---|--------|
| UPPER DOOR GLASS STOP; TR4, TR4A | | | |
| 48 | BRACKET, door glass stop, upper | 2 | 610174 |
| 49 | SCREW, stop bracket to door frame | 2 | GHF117 |
| 50 | WASHER, plain | 2 | GHF300 |
| 51 | WASHER, plain | 4 | WP167 |
| 52 | WASHER, locking | 2 | GHF331 |
| 53 | NUT | 2 | GHF200 |

UPPER DOOR GLASS STOP; TR5, TR250

- | | | | |
|----|-----------------------------------|----|----------|
| 54 | BRACKET, door glass stop upper; | | |
| | LH | 1 | 621969 |
| | RH | 1 | 621970 |
| 55 | SCREW, stop bracket to door frame | 4 | HU503 |
| 56 | WASHER, locking | 14 | WL105001 |
| 57 | WASHER, plain | 4 | WP5 |

LOWER DOOR GLASS STOP

- | | | | |
|----|--------------------------------------|---|----------|
| 58 | BRACKET ASSY, door glass stop, lower | 2 | 650242 |
| 59 | PAD, felt, door glass stop | 2 | AHH6434 |
| | <i>Repair purposes, cut to fit.</i> | | |
| 60 | SCREW, stop bracket to door frame | 4 | HU504 |
| 61 | WASHER, locking | 4 | WL105001 |
| 62 | WASHER, plain | 4 | WP5 |

Water Curtains


- | | | | |
|----|--|----|----------|
| 63 | WATER CURTAIN ASSEMBLY; | | |
| | door glass | 2 | 611812 |
| | door glass <i>Alternative (later TR6 item)</i> | 2 | 634192 |
| 64 | WATER CURTAIN ASSEMBLY; | | |
| | front | 2 | 611818 |
| | front <i>Alternative (later TR6 item)</i> | 2 | 634194 |
| 65 | WATER CURTAIN ASSEMBLY; | | |
| | rear | 2 | 611819 |
| | rear <i>Alternative (later TR6 item)</i> | 2 | 634193 |
| 66 | CLIP, water curtain attaching | 10 | 502505 |
| 67 | WATERPROOF ADHESIVE TAPE | 1 | CONS0580 |
| | <i>By the roll, alternative to door frame water curtains. 50mm x 50m roll. Black</i> | | |

The omission of the water curtains from a TR door when it is rebuilt will invariably mean rain water that enters the door will soak the door casing board and window regulator mechanism. This causes distortion or rotting of the casing board and rusting of the mechanism. The casing board can be protected by covering the access holes in the inner door frame with a heavy grade, waterproof adhesive tape (a.k.a. 'tank tape' or 'gaffer tape'). The method is now used by many modern car manufacturers.

The change of part numbers shown here was not brought about because of a change in design, but due to an alteration of the specification to fire retardant material to meet later safety regulations. Both types of curtain are therefore useable on TR5s and TR250s.

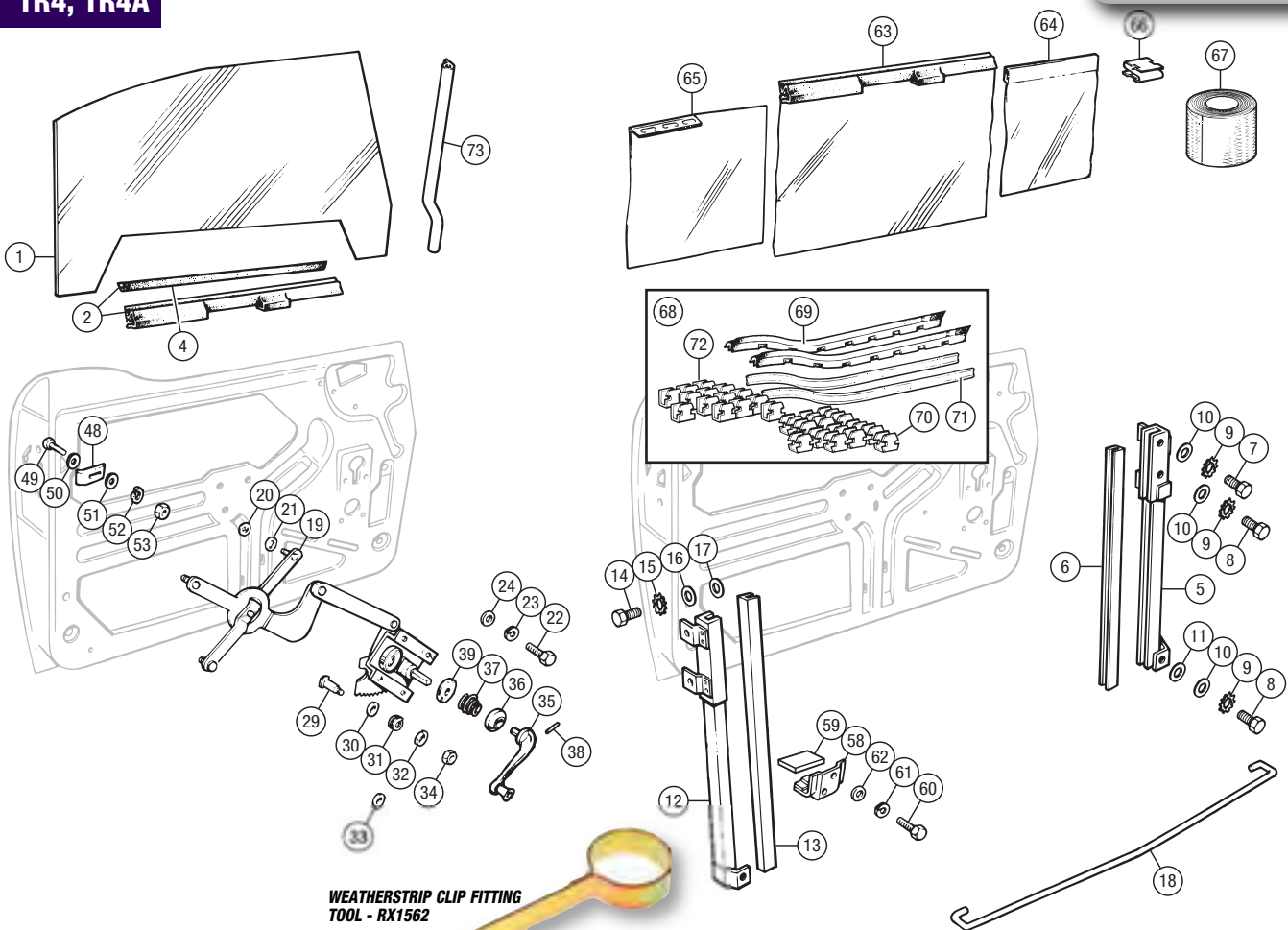
Door Window
Weatherstrip

- | | | | |
|----|---|----|---------|
| 68 | DOOR WEATHERSTRIP KIT | 1 | RR1529 |
| | <i>One per car; includes items 69-72.</i> | | |
| 69 | SEAL, window to door outer; | | |
| | RH | 1 | 850325 |
| | LH | 1 | 850324 |
| 70 | CLIP, securing seal to door frame | 14 | 613869 |
| 71 | WEATHERSTRIP, door inner; | | |
| | RH | 1 | 850323 |
| | LH | 1 | 850322 |
| 72 | CLIP, securing weatherstrip | 14 | GHF1582 |
| 73 | SEAL, upper 'A' post, door glass to | | |
| | windscreen frame | 2 | 620913 |
| - | WEATHERSTRIP CLIP FITTING TOOL | 1 | RX1562 |
| | <i>See photo opposite page.</i> | | |

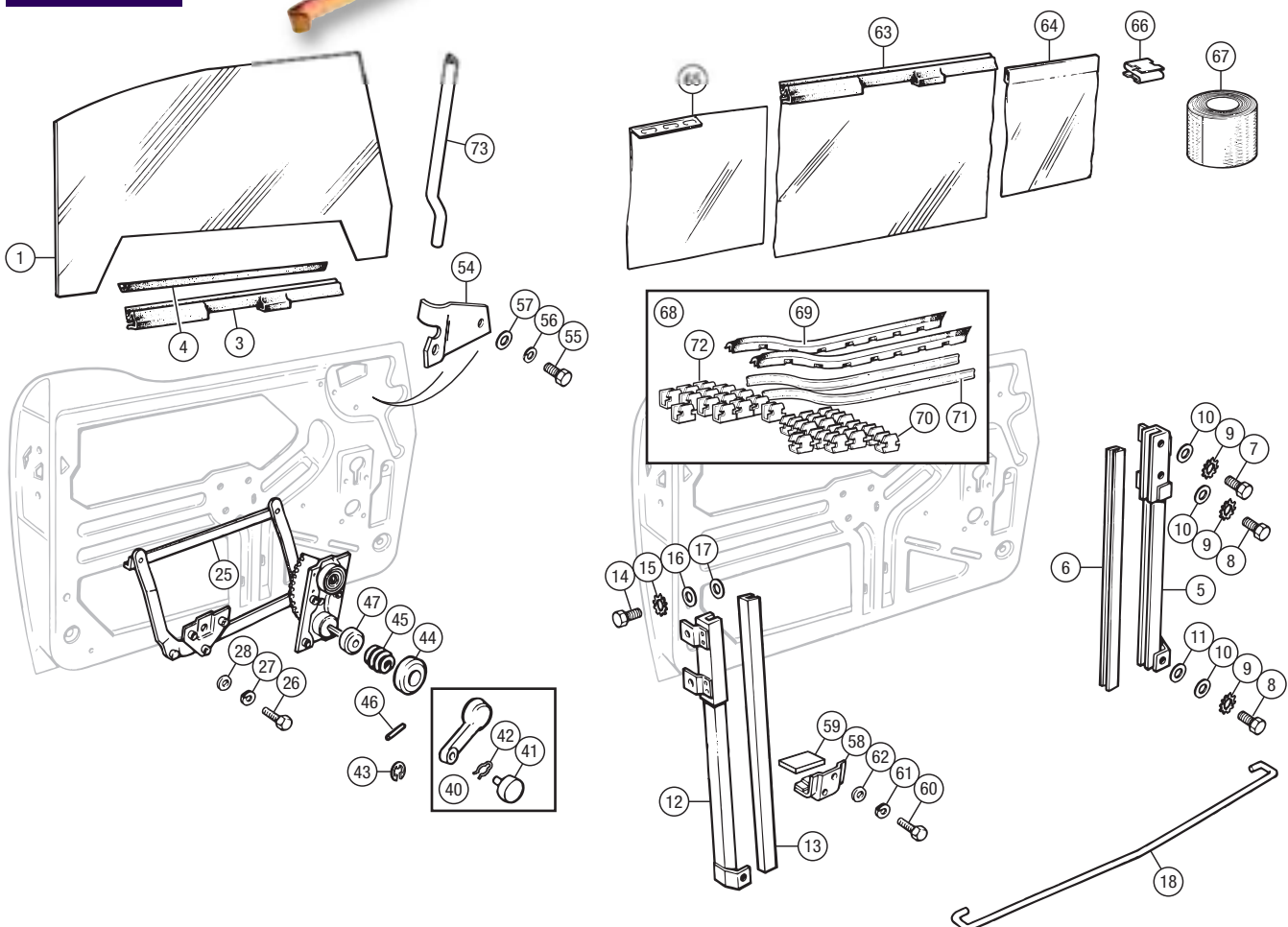


TR4, TR4A

TR4-4A-5-250



TR5, TR250



No.	DESCRIPTION	QTY REQ.	PART No.
-----	-------------	----------	----------

No.	DESCRIPTION	QTY REQ.	PART No.
-----	-------------	----------	----------

No.	DESCRIPTION	QTY REQ.	PART No.
-----	-------------	----------	----------

ALL MODELS

Windscreen & Frame TR2, TR3, TR3A

GLASS & GLASS SEAL

1	WINDSCREEN GLASS, laminated; clear glass	1	800592
	tinted glass	1	800592TINTED
2	GLAZING STRIP, glass to frame	1	CD31407
-	BEADING TOOL, windscreen seal	1	RX1568

WINDSCREEN FRAME

3	BRACKET SET, windscreen corners <i>Includes upper and lower bracket for one side.</i>	2	TR3WSCB
4	STANCHION; TR2, TR3, TR3A to TS60000; chromed with Dzus fixings		
	LH	1	552181
	RH	1	552182
	TR3A from TS60001; aluminium with bolt fixings		
	LH	1	560671
	RH	1	560672
	TR3A from TS60001; chromed with bolt fixings		
	LH	1	804511
	RH	1	804512
5	GASKET, stanchion to body TR3A from TS60001.	2	804511G
6	TENON PLATE, windscreen to stanchion	2	560630
7	CORNER FINISHER, rubber to stanchion	2	562605
8	SCREW, finisher to stanchion	4	AB604023
9	SCREW, short, stanchion to frame	4	552662
10	SCREW, long, stanchion to frame	2	CD31441

FRAME TO SCUTTLE FIXINGS

11	RUBBER SEAL, lower	1	704126
12	DZUS FASTENER SET TR2, TR3, TR3A to TS 60000; includes items 13-14.	1	RW3146
13	DZUS FASTENER, stanchion <i>Secures stanchions to guide plates.</i>	4	554720
14	WASHER, fastener retaining	4	554721
15	PLATE, stanchion guide; TR2, TR3, TR3A to TS60000; includes Dzus spring.		
	LH	1	552818A
	RH	1	552819A
16	SPRING, Dzus fastener TR2, TR3, TR3A to TS60000.	4	7H9828
17	SCREW, guide plate to body TR2, TR3, TR3A to TS60000.	4	TK4708P
18	BOLT, stanchion to plate and body TR3A from TS60001.	4	609108

MIRROR & SCREEN BUFFER

19	MIRROR, unprotected glass edge TR2, TR3, early TR3A.	1	601999
20	MIRROR, covered glass edge Later TR3A; will fit earlier models.	1	609317
21	SCREW, mirror securing	2	559419
22	BRACKET, windscreen support	1	602229
23	BUFFER, windscreen support	1	602246
24	ROLL TRIM, scuttle edge <i>For details, please see 'Interior Trim - Panels and Kits'.</i>	1	-
25	SCREW, edge roll attaching	5	AD604062
26	WASHER, cup, edge roll attaching	5	SP1328CP

WEATHER EQUIPMENT FIXINGS

27	RUBBER SEAL, hood; TR2 to TS 5513	1	552422
	TR2 from TS5514, TR3, TR3A <i>Suitable for all replacements.</i>	1	554339
28	PEG, 'baby Tenax', TR2 to TS 5513	10	551866

Standard size Tenax fasteners (see below) may be used to replace the earlier, smaller baby Tenax design, but only if both fasteners and pegs are changed.

29	PEG, standard 'Tenax' <i>For chrome frames; TR2 from TS5514, TR3, TR3A.</i>	10	553827
30	PEG, standard 'Tenax', with nut <i>For aluminium frames; TR3, TR3A.</i>	10	553837

The two peg part numbers listed above appear at first glance to be the same. Look closely - they're not. 553827 threads into the chrome frame itself, whereas 553837 is held by a nut to the aluminium version of the frame.

31	FASTENER ASS'Y, 'baby Tenax' TR2 to TS5513.	10	551683
32	FASTENER ASS'Y, standard 'Tenax' TR2 from TS5514, TR3, TR3A.	10	TFS106
33	FASTENER, standard Tenax TR2 from TS5514, TR3, TR3A.	10	552964
34	NUT, standard Tenax TR2 from TS5514, TR3, TR3A.	10	551684

WINDSCREEN REBUILD KIT

35	KIT, windscreen rebuild	1	RW3148
<i>The following parts are included:</i>			
	WINDSCREEN GLASS, laminated <i>Clear glass.</i>	1	800592
	GLAZING STRIP, glass to frame	1	CD31407
	BRACKET SET, windscreen corners	2	TR3WSCB
	RUBBER SEAL, hood	1	554339
	PEG, standard 'Tenax' <i>Not suitable for aluminium frames.</i>	10	553827
	RUBBER SEAL, lower	1	704126
	CORNER FINISHER, rubber to stanchion	2	562605
	SCREW, finisher to stanchion	4	AB604023
	SCREW, short, stanchion to frame	4	552662
	SCREW, long, stanchion to frame	2	CD31441

Aeroscreens TR2, TR3, TR3A

TR2, TR3 and TR3A up to approximately TS32833 had 4 caged nuts fitted to the scuttle to allow the fitment of original type aeroscreens (as opposed to the excellent reproduction accessory aeroscreens listed here). Scuttles without these caged nuts can be modified with the correct parts listed below if original aeroscreen fitment is desired.

	AEROSCREEN KIT <i>Reproduction accessory type; Includes 2 screens & mounting kit.</i>	1	RW3147
	AEROSCREEN, reproduction	2	700896
	MOUNTING KIT, aeroscreens <i>Car set of feet and gaskets for reproduction accessory aeroscreens.</i>	1	700896FK
	SCREW, foot to scuttle <i>For reproduction accessory aeroscreens.</i>	8	RTC465
	SCREW, chrome <i>For mounting original aeroscreens.</i>	4	602078
	WASHER, chrome <i>For mounting original aeroscreens.</i>	4	WA108052
	CAGE, square nut retaining <i>For mounting original aeroscreens.</i>	4	600032
	NUT, square <i>For mounting original aeroscreens.</i>	4	NQ2708



Wind Deflectors TR2, TR3, TR3A

These wind wings clip to sides of windscreen frame (no need for drilling). Polished clear plexiglass.

	WIND DEFLECTORS - pair, TR2, TR3, TR3A	1	RW3230
--	---	---	--------



Windscreen & Frame TR4, TR4A, TR5, TR250

GLASS & GLASS SEAL

36	GLASS, windscreen, laminated; clear	1	906707C
	tinted	1	906707T
37	RUBBER, glazing	1	913442
38	FINISHER, glazing rubber	1	613956
39	CLIP, finisher (see note below) <i>Early TR4s used a 2 piece glazing rubber finisher; the later finisher (613954) is a one piece item and is what is supplied for all applications today. The early TR4 design may be easily replicated by cutting the new finisher and using two finisher clips instead of one.</i>	2/1	611437
	BEADING TOOL, windscreen seal	1	RX1568

See photo on opposite page.

WINDSCREEN FRAME; TR4, TR4A

40	FRAME ASSEMBLY, windscreen	1	950119
----	----------------------------	---	--------

WINDSCREEN FRAME; TR5 to CP2066, TR250 to CD4488

40	FRAME ASSEMBLY, windscreen	1	718048
41	PLATE, catch, header rail clamp, LH	1	621760
42	PLATE, catch, header rail clamp, RH	1	621761

WINDSCREEN FRAME;

TR5 from CP2067, TR250 from CD4489

40	FRAME ASSEMBLY, windscreen	1	714771
41	PLATE, catch, header rail clamp, LH	1	622239
42	PLATE, catch, header rail clamp, RH	1	622240

In order to improve the wearing qualities of the hood attachment to windscreen frame, replacement catch plates were offered by Triumph from May 1968.

43	SCREW, plate to windscreen frame TR5, TR250.	4	SF604041
44	BRACKET, securing Surrey soft top TR5, TR250.	2	611895
45	RETRIM SET, windscreen frame, black moulded vinyl (see also item 50)	1	RR1229M
46	FINISHER, black, upper	1	622871
47	FINISHER, black, LH	1	622841
48	FINISHER, black, RH	1	622851
49	FINISHER, black, lower	1	622861
50	RETRIM SET, windscreen frame, vinyl material (see also item 45)	1	RR1229V
51	CAPPING, windscreen; TR4 soft top and Surrey top	1	806189
	TR4A, TR5, TR250 Surrey top	1	806189
	TR4A soft top	1	808231
	TR5, TR250 soft top	1	812400

The windscreen capping should be sealed to the top of the windscreen frame by applying silicone sealant (GHF6093) before attachment. Omission of the sealant will invariably result in water seepage through to the passenger compartment. Ensure before applying the sealant that all traces of previously used sealant have been removed from both windscreen frame and capping.

52	RIVET, 'pop' type	11	552522
53	PLUG, blanking hard top bolt holes	2	612976
54	STUD, snap (Surrey top models)	2	610624
55	SCREW, self tapping (Surrey top models)	2	GHF400
56	SEAL, rubber, header rail (for soft top)	1	616187
57	SEAL, rubber, header rail (for hard top)	1	806144
58	SEAL, frame, windscreen side	2	620913

FRAME ATTACHMENTS; TR4, TR4A, early TR5, TR250

59	COVER, attachment plate, chrome	3	611669
60	SCREW, dome headed, chrome, windscreen frame to scuttle	3	624817
61	WASHER, plain, chrome	3	WA108052

FRAME ATTACHMENTS; late TR5, TR250

59	COVER, attachment plate, black	3	622884
60	SCREW, dome headed, black, windscreen frame to scuttle	3	622886
61	WASHER, plain, black	3	WD108051

62	SEAL, rubber, frame to scuttle	1	650130
63	MOUNTING BRACKET ASSEMBLY; LH windscreen support leg	1	750157
	RH windscreen support leg	1	750158
64	PACKING, fibre, bracket to 'A' post	2	650313
65	SCREW, bracket to 'A' post, lower	2	GHF101
66	WASHER, locking	2	GHF331
67	WASHER, plain	2	GHF300
68	SCREW, bracket to 'A' post, upper	4	SH604051
69	WASHER, locking	4	GHF331
70	WASHER, plain, for upper forward screw	2	GHF314
71	WASHER, plain, for upper rearward screw	2	GHF300
72	NUT, nyloc, support leg to bracket	2	GHF272
73	WASHER, plain	A/R	517263
74	NUT, retained clip-on type	2	FQ35074

INTERIOR (REAR VIEW MIRROR)

See 'Interior - Dashboard - TR4, TR4A, TR5, TR250' for details.

TR2-3A

INTERIOR - TRIM - TR2-3A

Trim Panels & Kits

TRIM KIT CONTENTS

Trim kits include the following items constructed from vinyl and board in a similar manner to the original items:

- One pair of door liners
- One pair of rear quarter liners
- One pair of rear wheel arch covers
- One rear cockpit liner
- One set of cockpit capping covers
- One set of fascia, glovebox lid & instrument panel covers

1 TRIM KIT, TR2;	black with black piping	1	RW3166BLACK
	red with red piping	1	RW3166RED
	midnight blue with		
	midnight blue piping	1	RW3166BLUE
	tan with tan piping	1	RW3166TAN
	grey with grey piping	1	RW3166GREY
	beige with beige piping	1	RW3166BEIGE
	black with white piping	1	RW3027BLACK
	red with white piping	1	RW3027RED
	midnight blue with white piping	1	RW3027BLUE
	tan with white piping	1	RW3027TAN
	beige with white piping	1	RW3027BEIGE
2 TRIM KIT, TR3;	black with black piping	1	RW3167BLACK
	red with red piping	1	RW3167RED
	midnight blue with		
	midnight blue piping	1	RW3167BLUE
	tan with tan piping	1	RW3167TAN
	grey with grey piping	1	RW3167GREY
	beige with beige piping	1	RW3167BEIGE
	black with white piping	1	RW3028BLACK
	red with white piping	1	RW3028RED
	midnight blue with white piping	1	RW3028BLUE
	tan with white piping	1	RW3028TAN
	beige with white piping	1	RW3028BEIGE
3 TRIM KIT, TR3A, to TS60000;	black with black piping	1	RW3168BLACK
	red with red piping	1	RW3168RED
	midnight blue with		
	midnight blue piping	1	RW3168BLUE
	tan with tan piping	1	RW3168TAN
	grey with grey piping	1	RW3168GREY
	beige with beige piping	1	RW3168BEIGE
	black with white piping	1	RW3029BLACK
	red with white piping	1	RW3029RED
	midnight blue with white piping	1	RW3029BLUE
	tan with white piping	1	RW3029TAN
	beige with white piping	1	RW3029BEIGE
4 TRIM KIT, TR3A, from TS60001;	black with black piping	1	RW3169BLACK
	red with red piping	1	RW3169RED
	midnight blue with		
	midnight blue piping	1	RW3169BLUE
	tan with tan piping	1	RW3169TAN
	grey with grey piping	1	RW3169GREY
	beige with beige piping	1	RW3169BEIGE
	black with white piping	1	RW3030BLACK
	red with white piping	1	RW3030RED
	midnight blue with white piping	1	RW3030BLUE
	tan with white piping	1	RW3030TAN
	beige with white piping	1	RW3030BEIGE

TRIM KIT (TR3
TO TS60000) -
RW3029BLUE

NOTES ON ORDERING TRIM COLOURS

Originally there were a diverse range of trim colours for TR2 and TR3 models, some of which were to say the least unusual. You can discover the delights of such hues as Geranium and Targo Purple by turning to the 'Paint & Trim Colours' section. Requests for other more or less tasteful shades (depending on your retina and disposition) were obliged by the factory as special orders.

Common sense and commercial restrictions rule out the reproduction of all the original shades, but having said that there is a good choice of popular colour schemes available, which depending on the model involved would have had matching or contrasting (white) piping. These should satisfy all but the most discerning of originality devotees. Nowadays matching or contrasting piping may be chosen for all models.

Please note that plain black and black with white trim kits are the only stocked items. Trim kits in the other colour schemes listed below are available, but they are not held in stock under normal circumstances and are available to special order.

TRIM IDENTIFICATION

TR2 - self coloured piping on rear wheel arches; other trim panels not piped. Door liners with trapezoidal pocket apertures. Plain, vinyl covered rear cockpit liner.

TR3 - white piping on rear wheel arches; other trim panels not piped. Door liners as per TR2. Rear cockpit liner features pressed vertical pleats in the vinyl covering.

TR3A, to TS60000 - white piping on rear wheel arches, door liners and rear quarter liners. Door liners with kidney pocket apertures. Rear cockpit liner vinyl cover stitched into horizontal pleats.

TR3A, from TS60001 -white piping as per earlier TR3A; door liners now with rounded rear corners and rear wheel arches with higher side panels to match the retooled body. Vinyl cover on rear cockpit liner features similar horizontal pleating pattern to previously, but now formed by heat welding.

Trim Panel Fittings

5 FITTING KIT, trim panels	1	RW3170
<i>The fitting kit includes items 6 - 14.</i>		

DOOR LINERS

6 SCREW, liner to door	20	AD604062
7 WASHER, cup	20	SP132BCP

REAR QUARTER LINERS

8 SCREW, liner to rear quarter panel	18	AD604062
9 WASHER, cup	18	SP132BCP

REAR COCKPIT LINER

10 SCREW, liner to rear cockpit	15	AD604062
11 WASHER, cup	15	SP132BCP
12 SCREW, liner to rear floor	2	GHF101
13 WASHER, plain	2	GHF300
14 SCREW, liner to rear floor	3	AB608053

COCKPIT CAPPINGS

15 COVER KIT, cockpit cappings	1	-
<i>Included in Trim Kits.</i>		
16 SPONGE CORE, door capping	2	559365
17 CAPPING, fascia, steel	1	900490
18 CAPPING, tonneau, steel	1	900389
19 CAPPING, tonneau side, LH, steel	1	602131
20 CAPPING, tonneau side, RH, steel	1	602132
21 CAPPING, door, LH, steel	1	703212
22 CAPPING, door, RH, steel	1	703213
23 CAPPING, rear quarter, LH, fibreglass	1	703214FG
24 CAPPING, rear quarter, RH, fibreglass	1	703215FG
25 BUTTON, door capping end	4	606848
26 FITTING KIT, cockpit cappings	1	RW3171

The fitting kit includes items 27 - 34.

27 SCREW, capping to fascia	5	AD604062
28 WASHER, cup	5	SP132BCP
29 SCREW, cappings to tonneau	8	AD604062
30 WASHER, cup	8	SP132BCP
31 SCREW, cappings to doors	8	AD604062
32 WASHER, cup	8	SP132BCP
33 SCREW, cappings to rear quarters	4	AD604062
34 WASHER, cup	4	SP132BCP

Draught Excluder

35 DRAUGHT EXCLUDER, sold per metre;

3 metres required per car.

black	A/R	552877BLACK
red	A/R	552877RED
blue	A/R	552877BLUE
tan	A/R	552877TAN
grey	A/R	552877GREY

Fascia Covers

Fascia covers include the following vinyl items:

Fascia cover (note: for TR2, TR3 the fascia cover includes sewn flap around steering column notch)

Glovebox lid cover

Instrument panel cover (TR2, TR3 only)

36 FASCIA COVER KIT, TR2, TR3	1	-
<i>Included in Trim Kits.</i>		
37 FASCIA COVER KIT, TR3A	1	-
<i>Included in Trim Kits.</i>		


Trim Adhesive

TRIM ADHESIVE, contact type;

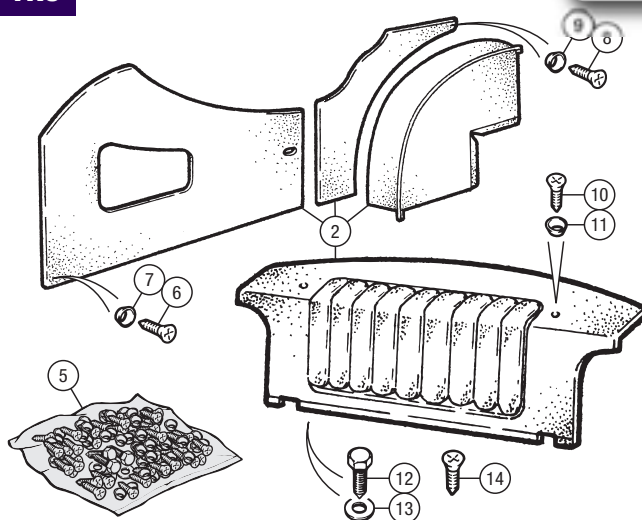
38 370g aerosol	A/R	RX1353A
39 1 litre tin	A/R	RX1353



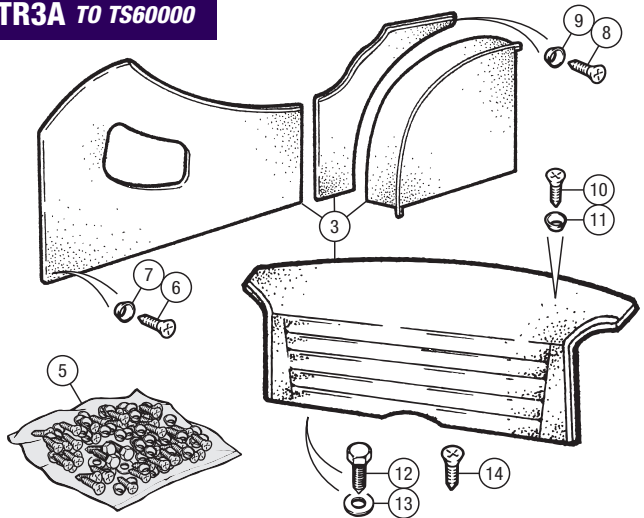
TR2



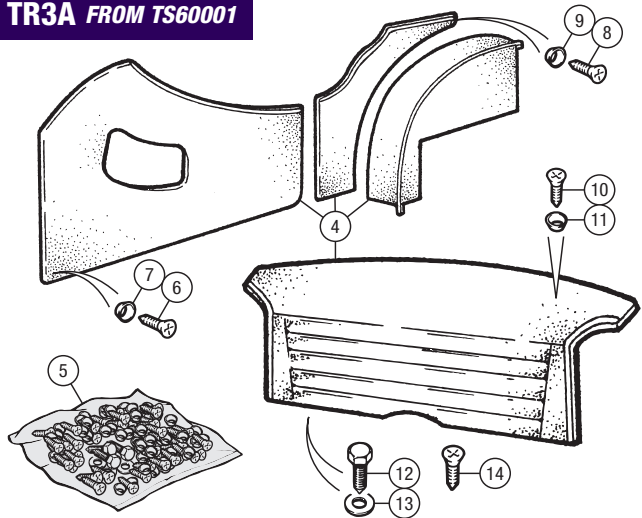
TR3



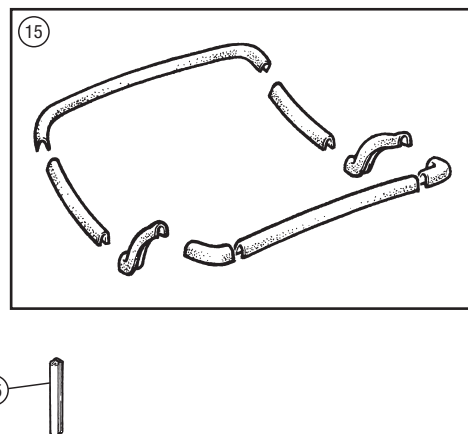
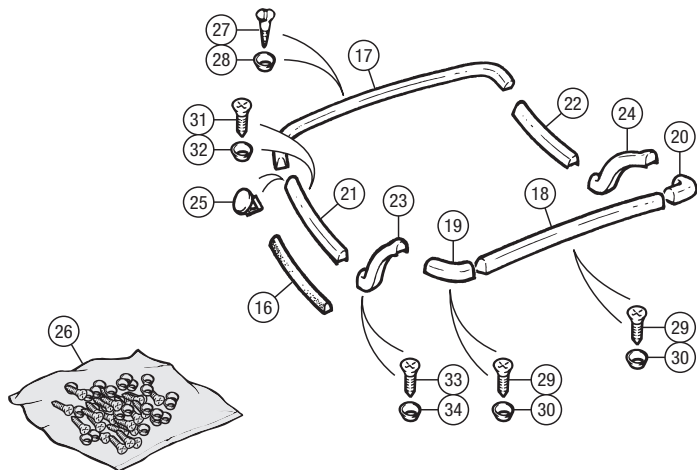
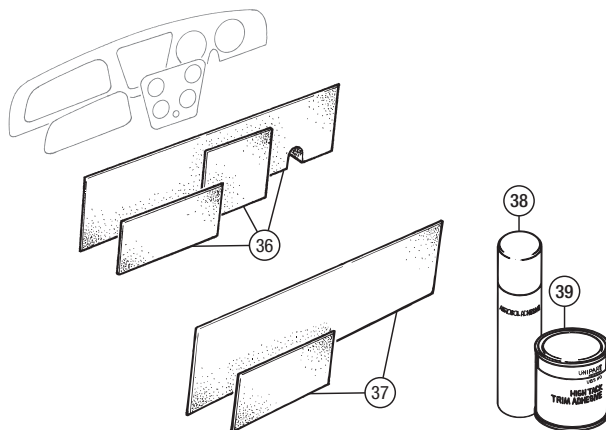
TR3A TO TS60000



TR3A FROM TS60001



TR2, TR3, TR3A



No.	DESCRIPTION	QTY REQ.	PART No.	No.	DESCRIPTION	QTY REQ.	PART No.	No.	DESCRIPTION	QTY REQ.	PART No.
-----	-------------	----------	----------	-----	-------------	----------	----------	-----	-------------	----------	----------

TR4-4A-5-250

NOTES ON ORDERING TRIM COLOURS

The range of trim colours originally offered on TR4s and TR4As was far simpler than on TR2 - 3A, consisting of black, red, blue (early TR4s) and midnight blue (late TR4s and TR4As). Black, red, light tan and shadow blue were the options for TR5, while TR250 offered midnight blue as well as the TR5 colours. A full account of paint and trim combinations can be found in the 'Paint & Trim Colours' section.

The range of four popular colours currently available (black, midnight blue, cherokee red and matador red) is the same for TR4, TR4A, TR5 and TR250 trim styles. At risk of encouraging owners to ask for particularly obscure colours (to which the answer will usually be a carefully, commercially considered 'No', due to the cost of minimum order quantities of material in a new colour), requests for trim panels in different colours to the usual four options can be entertained as special orders. Individual components of non-black trim kits are not listed here, because the different specifications of currently available materials render it almost impossible to guarantee colour and/or grain match with original trim. If however an individual panel is required, it may be possible to special order it (pre-paid), on the understanding that it will only match the trim colours and grains that we currently supply. It is likely that the required item would have to be purchased as part of a pair; please telephone to make the necessary arrangements.

TRIM IDENTIFICATION

TR4 soft top models featured a novel solution to the question of how to cover the hood sticks when folded into the cockpit of the car (the hood itself was stowed in the boot). Three large pieces of pleated, padded trim - one long one along the rear cockpit area and one over each rear quarter - both covered the lowered hood sticks and doubled up as squab and armrests for the occasional rear seat. These three items are included in the TR4 Soft Top Trim Kit. By the time of the launch of the TR4A, plus the TR5 and TR250 siblings that followed it, the fashionable way to stow the hood was for frame and hood to fold into the rear of the cockpit and the whole ensemble would then be covered by a hood cover, in effect a short, padded tonneau cover. This difference in hood stowage accounts for the major visual difference between TR4 and TR4A interior trim - in fact, the Surrey top TR4 (which of course didn't require hood stick stowage) has very similar cockpit trim indeed to the TR4A. As you may have guessed by now - unless this has all completely confused you - the interior trim offered today for TR4A also covers TR5 and TR250.

Trim Panels & Kits

TRIM KIT CONTENTS

Trim kits include the following items, constructed in as similar a manner as possible to the originals, from matched colour grained vinyls:

- One pair of vinyl-covered door liners
- One pair of vinyl-covered rear quarter liners
- One pair of rear wheel arch covers with foam support backings
- One vinyl-covered rear cockpit liner
- Two strips of vinyl to cover the inside face of each 'B' post
- Two vinyl-covered 'B' post gusset liners
- Set of three hood stick covers (TR4 soft top only).

TR4 SOFT TOP

TRIM KIT - vinyl;			
	black with white piping	1	RF4183BLACK
	midnight blue with white piping	1	RF4183BLUE
	cherokee red with white piping	1	RF4183RED-CHER
	matador red with white piping	1	RF4183RED-MAT
1	DOOR LINERS, pair, black with white piping	1	RF4176BLACK
2	'B' POST GUSSET, pair, black	1	621881
3	REAR COCKPIT LINER, black	1	RF4177BLACK
4	REAR QUARTER PANELS, pair, black with white piping	1	RF4178BLACK
5	REAR WHEEL ARCH COVERS, pair, black with white piping	1	RF4179BLACK
6	FOAM SUPPORT BACKING, wheel arch covers	2	806245
7	VINYL STRIP, inner 'B' post cover, LH	1	713171
8	VINYL STRIP, inner 'B' post cover, RH	1	713181
9	HOOD STICK COVERS, 3 piece set	1	-
<i>Included in Trim Kit.</i>			

TR4 SURREY TOP, TR4A, TR5, TR250 SOFT & SURREY TOP

TRIM KIT - vinyl;			
	black with white piping	1	RF4054BLACK
	midnight blue with white piping	1	RF4054BLUE
	cherokee red with white piping	1	RF4054RED-CHER
	matador red with white piping	1	RF4054RED-MAT
	tan with white piping	1	RF4054TAN
	beige with white piping	1	RF4054BEIGE
	biscuit with white piping	1	RF4054BISCUIT
TRIM KIT - leather;			
	black with white piping	1	RF4054BLACKLEATHER
	cherokee red with white piping	1	RF4054REDCHERLEATHER
10	DOOR LINERS, pair, black with white piping	1	RF4176BLACK
11	'B' POST GUSSET, pair, black	1	621881
12	REAR COCKPIT LINER, black	1	RF4180BLACK
13	REAR QUARTER PANELS, pair, black with white piping	1	RF4181BLACK
14	REAR WHEEL ARCH COVERS, pair, black with white piping	1	RF4179BLACK
15	FOAM SUPPORT BACKING, wheel arch covers	2	806245
16	VINYL STRIP, inner 'B' post cover, LH	1	713171
17	VINYL STRIP, inner 'B' post cover, RH	1	713181

Trim Panel Fittings

ALL MODELS

18	TRIM FITTING KIT	1	RF4184
<i>Items 19-21, 23-27 included in fitting kit. Quantities included are the maximum that may be required.</i>			
19	SCREW, door pocket attachment	4	Y23426
20	WASHER, cup, clawed	4	608586
21	CLIP, door liner to door	30	608511
22	SNAPSAC, clip retaining	20	613769
23	SCREW, rear quarter liner to body	8/6	EYP10012
<i>Quantity reduces for TR5, TR250.</i>			
24	WASHER, cup	8/6	CD24152
<i>Quantity reduces for TR5, TR250.</i>			
25	CLIP, rear quarter liner	6	608511
<i>TR5, TR250.</i>			
26	SCREW, rear cockpit liner to body	6/11	AT606042
<i>Quantity increases for TR5, TR250.</i>			
27	WASHER, cup	6/11	CD24152
<i>Quantity increases for TR5, TR250.</i>			
28	CAP, door pocket screw;		
	black	4	621991
	blue	4	621997
	red	4	621992

TR4 SOFT TOP HOOD STICK COVER ATTACHMENT

29	STUD, rear quarter liner	6	610624
30	EYELET, stud, clinch	2	565760
31	RIVET, stud	4	713531
32	BUTTON, dot, hood stick cover sides	8	7H9864
33	SOCKET, dot	8	554517



SPEAKER PANEL LH - KXC371S



Waist Rail Finishers

TR4A

34	WAIST RAIL FINISHER, black, LH	1	808228
35	WAIST RAIL FINISHER, black, RH	1	808229

TR5, TR250

36	WAIST RAIL FINISHER & DOOR PULL, black, LH	1	812311
37	WAIST RAIL FINISHER & DOOR PULL, black, RH	1	812321

TR4A, TR5, TR250

Waist rail finishers are also available in walnut or teak, to match Rimmer Bros range of veneer fascias (see photograph on page 273).

-	WAIST RAIL FINISHERS, pair;		
	walnut	1	RR1540
	teak	1	RR1540TEAK

Draught Excluder

SOFT TOP MODELS

38	DRAUGHT EXCLUDER;		
	furlux, per door (2.5m), all models	2	RX3000
<i>Available in a range of colours including black, blue & red. Please refer to web site or contact us for current availability.</i>			
	rubber, per door (2.5m), TR4-4A	2	650310
<i>Non furlux type.</i>			
39	'B' POST CAPPING, LH	1	622747
40	'B' POST CAPPING, RH	1	622748
41	SCREW	2	AT606042
42	BUTTON, dot	2	713511
43	RIVET, securing stud	2	713531

SURREY TOP MODELS

38	DRAUGHT EXCLUDER;		
	furlux, per car (7m), all models	1	RX3008
<i>Available in a range of colours including black, blue & red. Please refer to web site or contact us for current availability.</i>			
	rubber, per door (3.5m), TR4-4A	2	650311
<i>Non furlux type.</i>			

Speaker Mounting Panels

Instead of irrevocably modifying your nice new interior trim, why not borrow the official TR6 design of speaker mountings? They will secure in exactly the same place on a TR5 or TR250, either side of the centre dash support console; the only modification required is to rivet a cross tie bracket to the top of the gearbox tunnel cover. In other words, if you wish at some point in the future to remove the speakers, you can do so without leaving ugly large holes in the car.

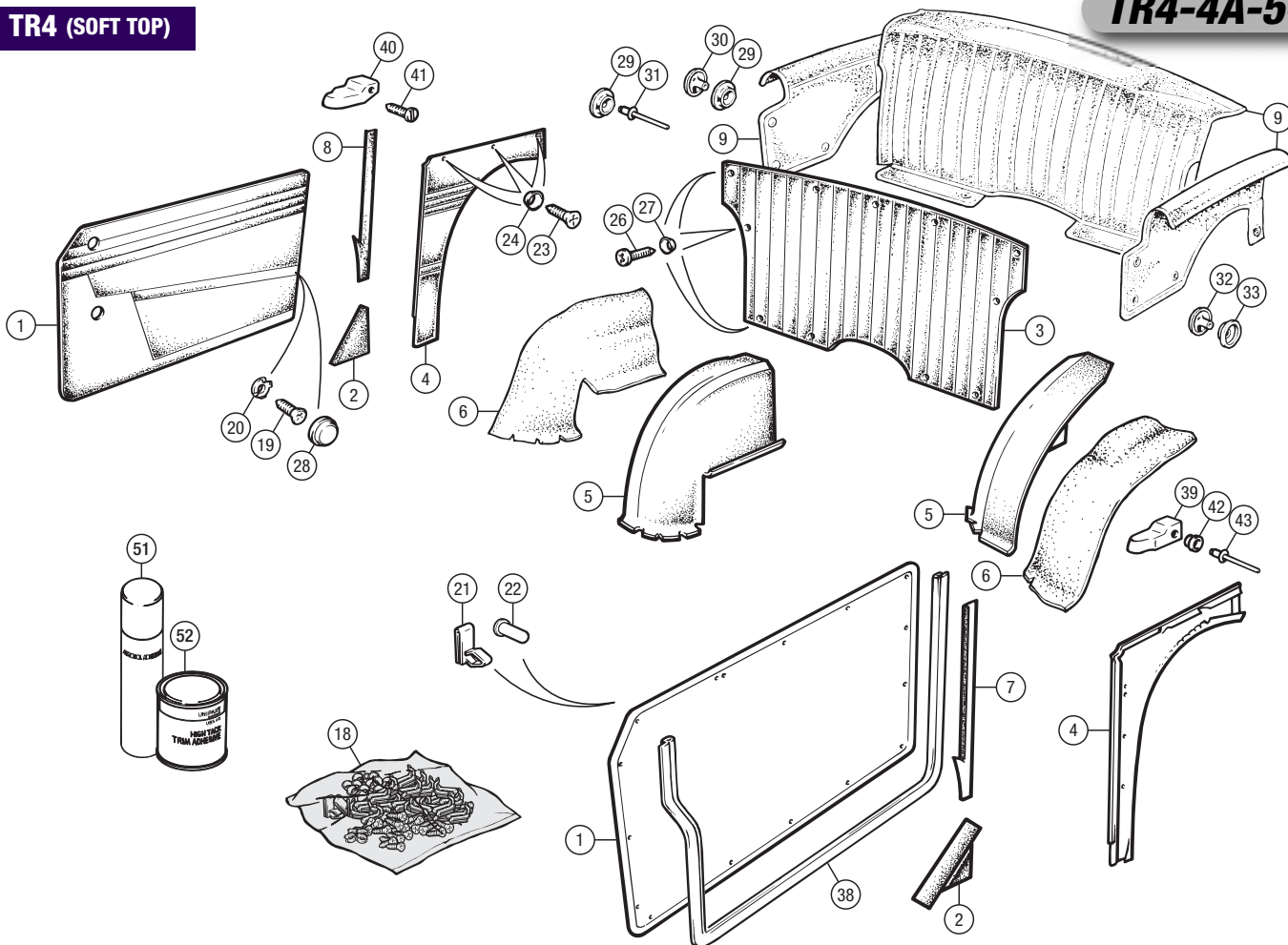
44	TRIM PANEL, black, with speaker hole, LH;		
	fine grain vinyl	1	KXC371S
	leather alternative	1	KXC371L
45	TRIM PANEL, black, with speaker hole, RH;		
	fine grain vinyl	1	KXC351S
	leather alternative	1	KXC351L
46	BRACKET, cross tie, speaker mounting	1	ZKC401
47	BUFFER, rubber	2	616233
48	NUT, spire	2	FU2585
49	SCREW, bracket to trim panel	2	AD608054
50	WASHER, trim	2	517711

Trim Adhesive

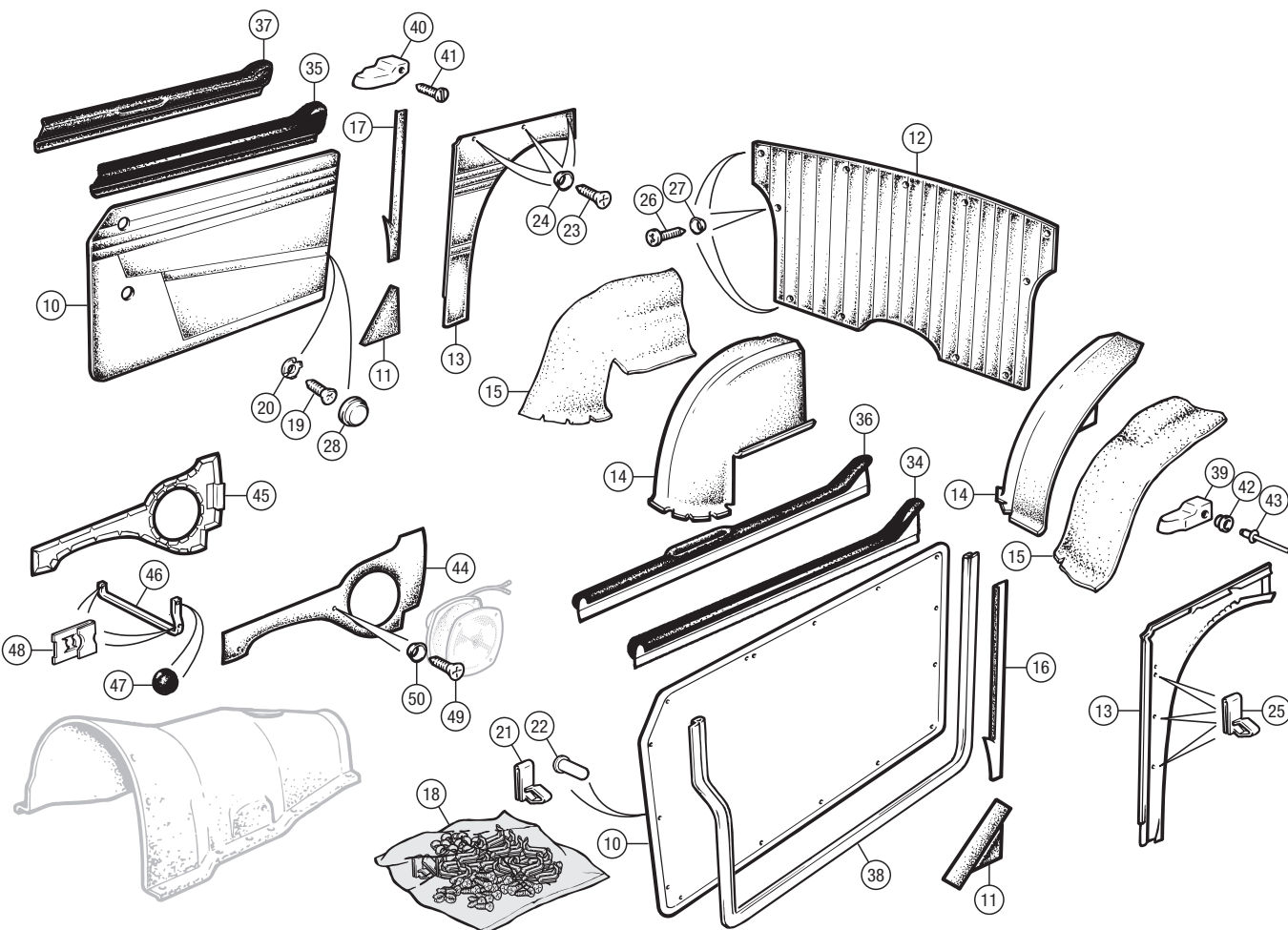
TRIM ADHESIVE, contact type;			
51	370g aerosol	A/R	RX1353A
52	1 litre tin	A/R	RX1353

TR4 (SOFT TOP)

TR4-4A-5-250



TR4 (SURREY TOP), TR4A, TR5, TR250 (SOFT TOP OR SURREY TOP)



TR2-4 (EARLY)

INTERIOR - SEATS - TR2-4 (EARLY)

NOTES ON ORDERING SEAT COLOURS

The many colours originally specified by the factory for seats complemented those offered for trim panels, and are detailed in the Paints & Trim Colours section in this catalogue. Seats were trimmed in a choice of leather or synthetic vynide material. Leather was predominant on TR2s whereas by the time of the TR3As and TR4s vynide was very much to the fore.

As is the case with trim panels, a choice of five popular colour schemes are available for TR2, TR3 and TR3A models, three of which also have the option of contrasting piping to suit more appropriately the later cars. For TR4s there is a choice of four popular colours.

Please note that plain black and black with white piping seat cover kits are the only stocked items. Seat cover kits and rear seat assemblies in the other colour schemes listed below are available, but they are not held in stock under normal circumstances and are available to special order.

The break points between TR4 seat styles depended on Standard Triumph's remaining stocks of colours in the outgoing style. The chassis numbers quoted in this section should therefore only be taken as an approximate guide.

Front Seat Covers & Fittings

FRONT SEAT COVER KITS; TR2

Identification: 'horseshoe' panel design enclosing vertical pleating on cover faces; both seats fixed; matching coloured piping.

1 SEAT COVER KIT, covers for 2 seats;			
black	1	RW3021BLACK	
vinyl	1	RW3021BLACKLEATHER	
leather	1		
red	1	RW3021RED	
vinyl	1	RW3021REDLEATHER	
leather	1		
midnight blue	1	RW3021BLUE	
vinyl	1	RW3021BLUELEATHER	
leather	1		
tan	1	RW3021TAN	
vinyl	1	RW3021TANLEATHER	
leather	1		
grey	1	RW3021GREY	
vinyl	1	RW3021GREYLEATHER	
leather	1		
beige	1	RW3021BEIGE	
vinyl	1		

FRONT SEAT COVER KITS; TR3

Identification: 'horseshoe' panel design enclosing vertical pleating on cover faces; one seat fixed, one folding; usually with contrasting piping.

2 SEAT COVER KIT, covers for 2 seats;			
black with white piping	1	RW3022BLACK	
vinyl	1	RW3022BLACKLEATHER	
leather	1		
red with white piping	1	RW3022RED	
vinyl	1	RW3022REDLEATHER	
leather	1		
midnight blue with white piping	1	RW3022BLUE	
vinyl	1	RW3022BLUELEATHER	
leather	1		
tan with white piping	1	RW3022TAN	
vinyl	1	RW3022TANLEATHER	
leather	1		
grey with grey piping	1	RW3021GREY	
vinyl	1	RW3021GREYLEATHER	
leather	1		

FRONT SEAT COVER KITS; TR3A

Identification: three straight panels enclosing horizontal pleating on cover faces; one seat fixed, one folding; usually with contrasting piping.

3 SEAT COVER KIT, covers for 2 seats;			
black with white piping	1	RF4055BLACK	
vinyl	1	RF4055BLACKLEATHER	
leather	1		
matador red with white piping	1	RF4055RED-MAT	
vinyl	1	RF4055REDMATLEATHER	
leather	1		
cherokee red with white piping	1	RF4055RED-CHER	
vinyl	1	RF4055REDCHERLEATHER	
leather	1		
midnight blue with white piping	1	RF4055BLUE	
vinyl	1	RF4055BLUELEATHER	
leather	1		
tan with tan piping	1	RF4055TAN	
vinyl	1	RF4055TANLEATHER	
leather	1		
grey with grey piping	1	RF4055GREY	
vinyl	1	RF4055GREYLEATHER	
leather	1		

FRONT SEAT FITTINGS; TR2, TR3, TR3A

4 CLIP, seat cover to frame	A/R	613869
5 SEAT PAD SET, Hairmat, for 2 seats	1	RF4059
6 CASE, spring;		
TR2, TR3	2	700969
TR3A	2	555439
7 FRAME ASSEMBLY, fixed squab seat	2/1	901208
<i>Qty reduced on TR3, TR3A</i>		
8 FRAME ASSEMBLY, tilting squab seat		
TR3, TR3A	1	901209
9 WASHER, spacing, tilting squab		
TR3, TR3A	2	GHF315
10 WASHER, plain, chrome, tilting squab		
TR3, TR3A	2	WA108052
11 NUT, domed, chrome, tilting squab		
TR3, TR3A	2	14B1981
12 SEAT SLIDE KIT;		
LH seat	1	RW3224
RH seat	1	RW3225
13 FITTING KIT, seat slides, for 1 seat	2	RW3173
<i>Items 14 - 17 included in fitting kit.</i>		
14 NUT, slide to seat	16	GHF200
15 WASHER, locking	16	GHF331
16 SCREW, slide to floor	12	552433
17 WASHER, plain	12	GHF300

FRONT SEAT COVER KITS; TR4 to CT15273

Identification: three straight panels enclosing horizontal pleating on cover faces; one bucket seat fixed, one folding; with contrasting piping.

18 SEAT COVER KIT, covers for 2 seats;			
black with white piping	1	RF4055BLACK	
vinyl	1	RF4055BLACKLEATHER	
leather	1		
matador red with white piping	1	RF4055RED-MAT	
vinyl	1	RF4055REDMATLEATHER	
leather	1		
cherokee red with white piping	1	RF4055RED-CHER	
vinyl	1	RF4055REDCHERLEATHER	
leather	1		
midnight blue with white piping	1	RF4055BLUE	
vinyl	1	RF4055BLUELEATHER	
leather	1		
tan with tan piping	1	RF4055TAN	
vinyl	1	RF4055TANLEATHER	
leather	1		
grey with grey piping	1	RF4055GREY	
vinyl	1	RF4055GREYLEATHER	
leather	1		

SEAT COVER KIT -
RW3022BLACK

FRONT SEAT COVER KITS;

TR4 CT15274 to CT20876

Identification: vertical pleats, extending to top of cover face on squab; one bucket seat fixed, one folding; with contrasting piping.

19 SEAT COVER KIT, covers for 2 seats;			
black with white piping	1	RF4064BLACK	
vinyl	1	RF4064BLACKLEATHER	
leather	1		
matador red with white piping	1	RF4064RED-MAT	
vinyl	1	RF4064REDMATLEATHER	
leather	1		
cherokee red with white piping	1	RF4064RED-CHERO	
vinyl	1	RF4064REDCHERLEATHER	
leather	1		
midnight blue with white piping	1	RF4064BLUE	
vinyl	1	RF4064BLUELEATHER	
leather	1		

FRONT SEAT FITTINGS; TR4 to CT20876

20 CLIP, seat cover to frame	A/R	610520
21 SEAT PAD SET, Hairmat, for 2 seats	1	RF4059
22 CASE, spring	2	806222
23 FRAME ASSEMBLY, fixed squab seat	1	564763NF
24 FRAME ASSEMBLY, tilting squab seat	1	564769NF
25 WASHER, spacing, tilting squab	2	GHF315
26 WASHER, plain, chrome, tilting squab	2	WA108052
27 NUT, domed, chrome, tilting squab	2	14B1981
28 SEAT SLIDE KIT;		
LH seat	1	RW3226
RH seat	1	RW3227
29 FITTING KIT, seat slides, for 1 seat	2	RF4185
<i>Items 30 - 34 included in fitting kit.</i>		
30 NUT, nyloc, slide to seat	8	GHF221
31 WASHER, plain	8	WC701121
32 SCREW, slide to floor	8	GHF101
33 WASHER, plain	8	WC701121
34 SPACER, slide to carpet	8	AHH6939

Trim Adhesive

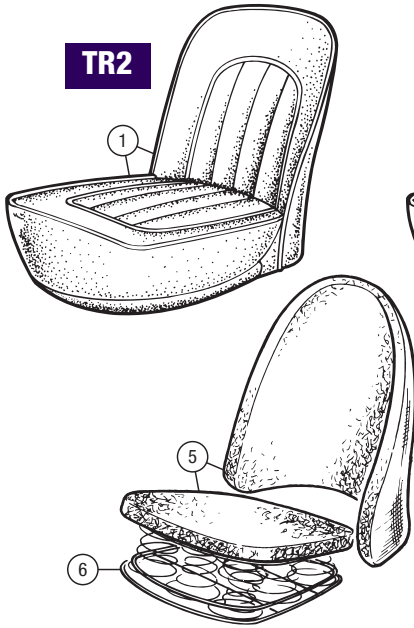
TRIM ADHESIVE, contact type;			
45	370g aerosol	A/R	RX1353A
46	1 litre tin	A/R	RX1353




TR2-4 (EARLY)

INTERIOR - SEATS - TR2-4 (EARLY)

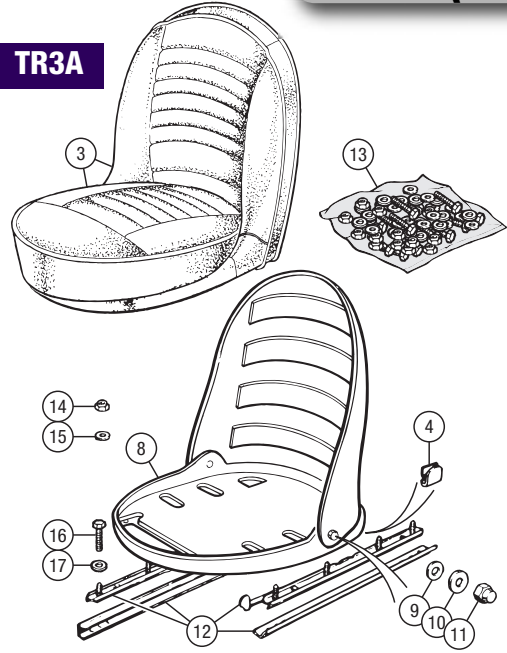
TR2



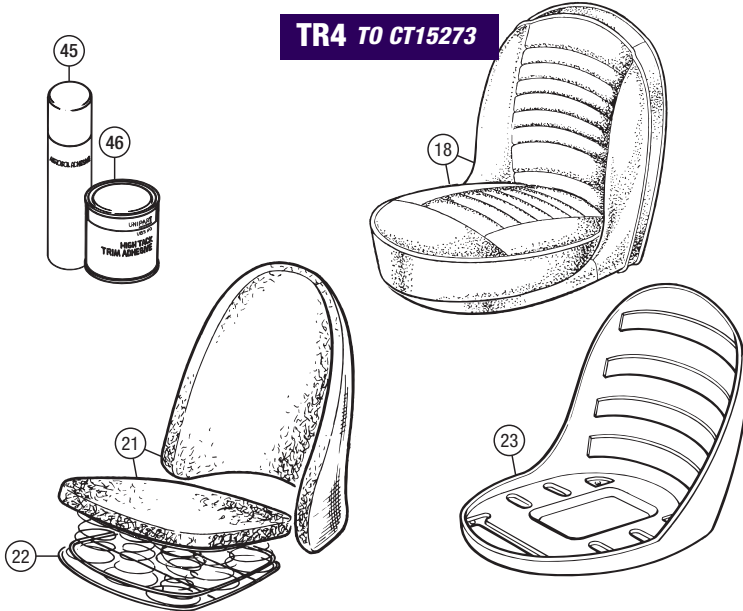
TR3



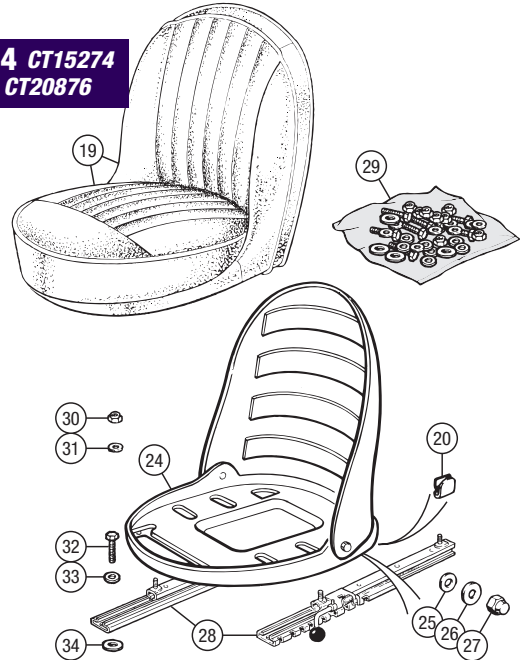
TR3A



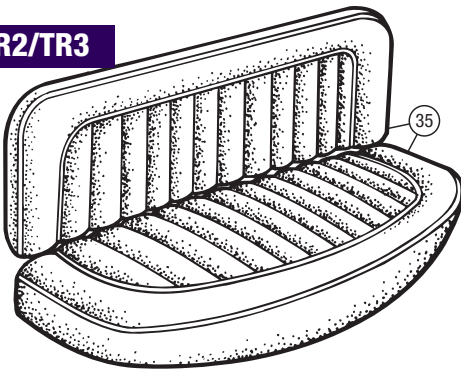
TR4 TO CT15273



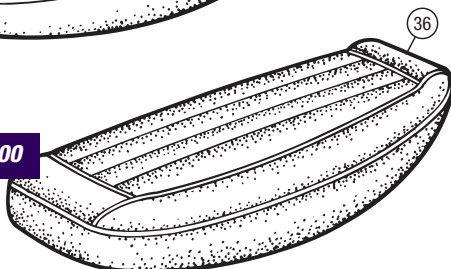
TR4 CT15274 TO CT20876




TR2/TR3



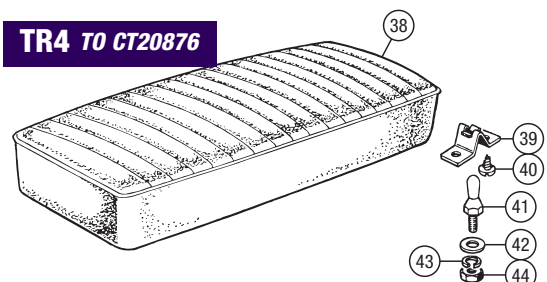
TR3A TO TS60000



TR3A TS60001 ON



TR4 TO CT20876



TR2-4 (EARLY)

Occasional Rear Seats & Covers

REAR SEATS AND COVERS; TR2

Identification: cushion and squab assembly; 'horseshoe' panel design enclosing vertical pleating on cover faces; matching coloured piping.

35 COMPLETE REAR SEAT ASSEMBLY;

black vinyl	1	RW3174BLACK
black leather	1	RW3175BLACK
red vinyl	1	RW3174RED
red leather	1	RW3175RED
midnight blue vinyl	1	RW3174BLUE
midnight blue leather	1	RW3175BLUE
tan vinyl	1	RW3174TAN
tan leather	1	RW3175TAN
grey vinyl	1	RW3174GREY
grey leather	1	RW3175GREY

REAR SEAT COVER KIT;

black vinyl	1	RW3176BLACK
black leather	1	RW3177BLACK
red vinyl	1	RW3176RED
red leather	1	RW3177RED
midnight blue vinyl	1	RW3176BLUE
midnight blue leather	1	RW3177BLUE
tan vinyl	1	RW3176TAN
tan leather	1	RW3177TAN
grey vinyl	1	RW3176GREY
grey leather	1	RW3177GREY

REAR SEATS AND COVERS; TR3

Identification: cushion and squab assembly; 'horseshoe' panel design enclosing vertical pleating on cover faces; usually contrasting piping

COMPLETE REAR SEAT ASSEMBLY;

black with white piping vinyl	1	RW3178BLACK
black with white piping leather	1	RW3179BLACK
red with white piping vinyl	1	RW3178RED
red with white piping leather	1	RW3179RED
midnight blue with white piping vinyl	1	RW3178BLUE
midnight blue with white piping leather	1	RW3179BLUE
tan with tan piping vinyl	1	RW3174TAN
tan with tan piping leather	1	RW3175TAN
grey with grey piping vinyl	1	RW3174GREY
grey with grey piping leather	1	RW3175GREY

REAR SEAT COVER KIT;

black with white piping vinyl	1	RW3180BLACK
black with white piping leather	1	RW3181BLACK
red with white piping vinyl	1	RW3180RED
red with white piping leather	1	RW3181RED
midnight blue with white piping vinyl	1	RW3180BLUE
midnight blue with white piping leather	1	RW3181BLUE
tan with tan piping vinyl	1	RW3176TAN
tan with tan piping leather	1	RW3177TAN
grey with grey piping vinyl	1	RW3176GREY
grey with grey piping leather	1	RW3177GREY



REAR SEATS AND COVERS; TR3A to TS60000

Identification: cushion only, with curved front edge profile; three straight panels enclosing horizontal pleating on cover face; usually contrasting piping.

36 COMPLETE REAR SEAT ASSEMBLY;

black with white piping vinyl	1	RW3182BLACK
black with white piping leather	1	RW3183BLACK
red with white piping vinyl	1	RW3182RED
red with white piping leather	1	RW3183RED
midnight blue with white piping vinyl	1	RW3182BLUE
midnight blue with white piping leather	1	RW3183BLUE
tan with tan piping vinyl	1	RW3182TAN
tan with tan piping leather	1	RW3183TAN
grey with grey piping vinyl	1	RW3182GREY
grey with grey piping leather	1	RW3183GREY

REAR SEAT COVER KIT;

black with white piping vinyl	1	RW3184BLACK
black with white piping leather	1	RW3185BLACK
red with white piping vinyl	1	RW3184RED
red with white piping leather	1	RW3185RED
midnight blue with white piping vinyl	1	RW3184BLUE
midnight blue with white piping leather	1	RW3185BLUE
tan with tan piping vinyl	1	RW3184TAN
tan with tan piping leather	1	RW3185TAN
grey with grey piping vinyl	1	RW3184GREY
grey with grey piping leather	1	RW3185GREY



REAR SEATS AND COVERS; TR3A TS60001 on

Identification: cushion only, with straight front edge profile; three straight panels enclosing horizontal pleating on cover face; usually contrasting piping.

37 COMPLETE REAR SEAT ASSEMBLY;

black with white piping vinyl	1	RW3186BLACK
black with white piping leather	1	RW3187BLACK
red with white piping vinyl	1	RW3186RED
red with white piping leather	1	RW3187RED
midnight blue with white piping vinyl	1	RW3186BLUE
midnight blue with white piping leather	1	RW3187BLUE
tan with tan piping vinyl	1	RW3186TAN
tan with tan piping leather	1	RW3187TAN
grey with grey piping vinyl	1	RW3186GREY
grey with grey piping leather	1	RW3187GREY

REAR SEAT COVER KIT;

black with white piping vinyl	1	RW3188BLACK
black with white piping leather	1	RW3189BLACK
red with white piping vinyl	1	RW3188RED
red with white piping leather	1	RW3189RED
midnight blue with white piping vinyl	1	RW3188BLUE
midnight blue with white piping leather	1	RW3189BLUE
tan with tan piping vinyl	1	RW3188TAN
tan with tan piping leather	1	RW3189TAN
grey with grey piping vinyl	1	RW3188GREY
grey with grey piping leather	1	RW3189GREY

REAR SEATS AND COVERS; TR4 to CT20876

Identification: cushion only, with vertical pleats. See Interior Trim Panels for hood frame covers, which served as the squab and side panels for the occasional rear seat on TR4 non-Surrey top models.

38 REAR SEAT COVER KIT;

black with white piping vinyl	1	RF4186BLACK
black with white piping leather	1	RF4187BLACK
matador red with white piping vinyl	1	RF4186RED-MAT
matador red with white piping leather	1	RF4187RED-MAT
cherokee red with white piping vinyl	1	RF4186RED-CHER
cherokee red with white piping leather	1	RF4187RED-CHER
midnight blue with white piping vinyl	1	RF4186BLUE
midnight blue with white piping leather	1	RF4187BLUE

REAR SEAT FITTINGS; TR4 to CT20876

39 LATCH, spring, seat attachment	2	562604
40 SCREW, wood, spring latch to seat	4	TH4603
41 STUD, ball, seat to seat pan	2	618953
42 WASHER, plain	2	WP5
43 WASHER, locking	2	WL105001
44 NUT	2	HN2005

Trim Adhesive

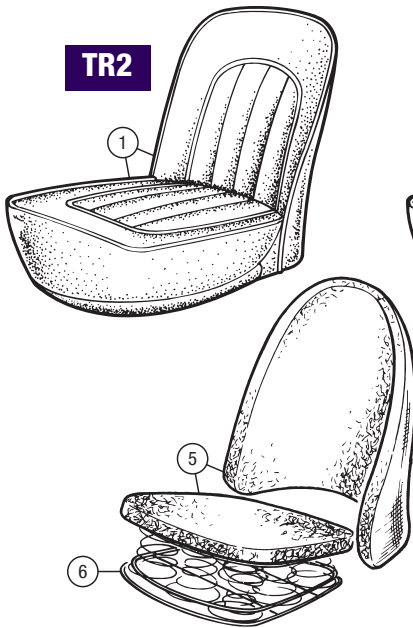
TRIM ADHESIVE, contact type;

45 370g aerosol	A/R	RX1353A
46 1 litre tin	A/R	RX1353


TR2-4 (EARLY)

INTERIOR - SEATS - TR2-4 (EARLY)

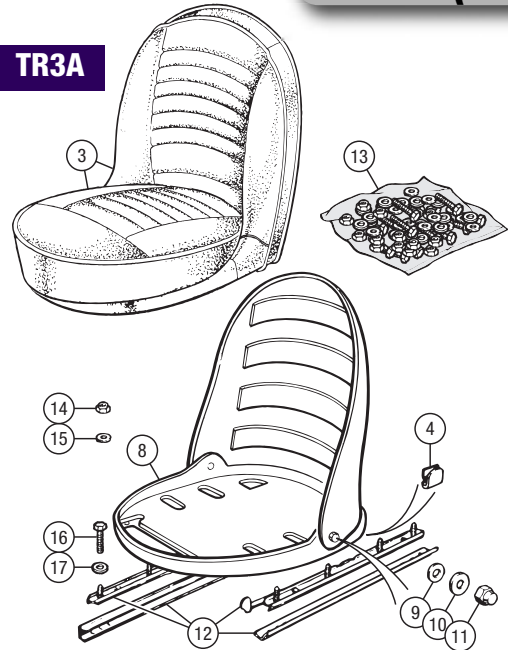
TR2



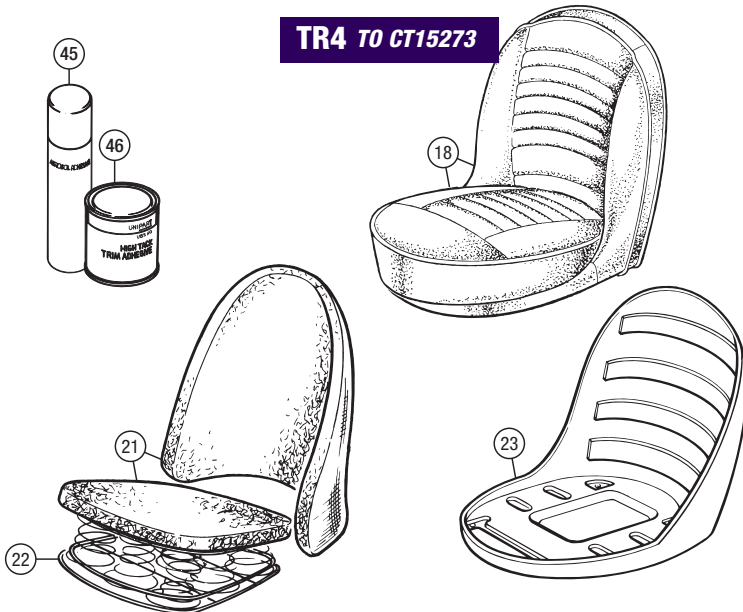
TR3



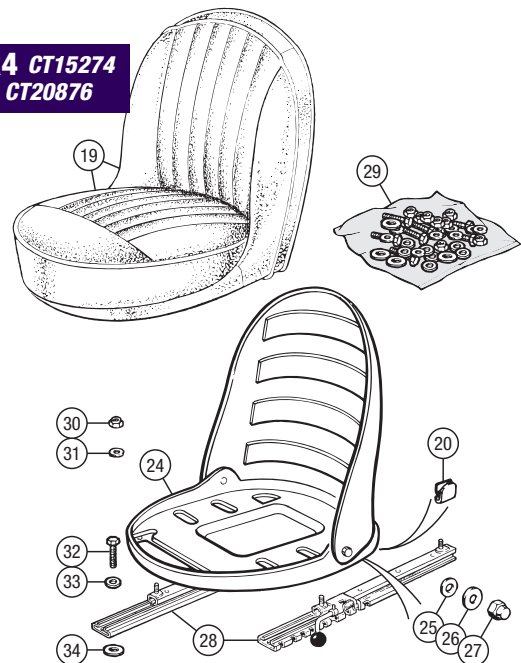
TR3A



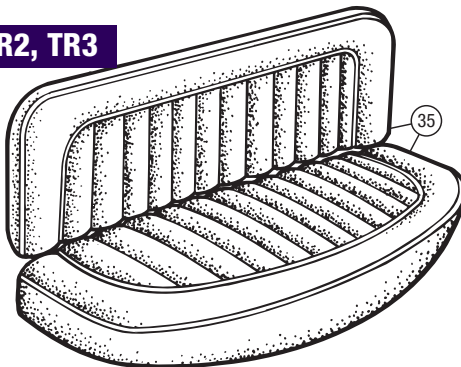
TR4 TO CT15273



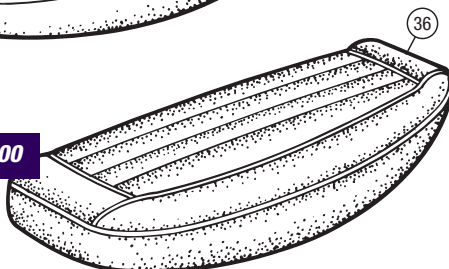
TR4 CT15274 TO CT20876




TR2, TR3



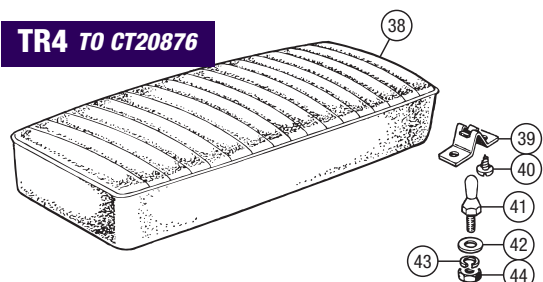
TR3A TO TS60000



TR3A TS60001 ON



TR4 TO CT20876



TR4 (LATE)-4A-5-250

NOTES ON ORDERING SEAT COLOURS

LATE TR4 & TR4A: In some respects seating in TR4s and TR4As was a simpler business than in the earlier sidescreeen cars; in other respects - namely the style of the seat itself and the change-points between the usage of styles - it was rather more complex. There were three types of seat; the first two, used on earlier TR4s, were visually similar to (but not quite the same as) the bucket seat of the sidescreeen cars and were only differentiated by the cover pleating patterns. These seats may be found in the previous section of this catalogue. Late model TR4s and all TR4As used a much more modern affair with tubular framed construction, TR4As differing from TR4s, again, in the pleating pattern used. Going back to TR4 seats, it seems that the changeover between the types of seat fitted was governed by what colours of obsolete seat assembly Standard Triumph had remaining in stock when the next seat design arrived, and the desire to use that stock rather than waste it. As a result, the break points between styles and colours were not exactly hard and fast. The chassis numbers quoted in this section should therefore only be taken as an approximate guide. As for colours, well, the situation is the same as that told on the TR4-TR4A Interior Trim Panels & Kits pages: colours currently available are black, midnight blue, cherokee red and matador red. Leather was always considered a special order option from the factory in place of the usual synthetic materials (vynide on the first two styles of TR4 seat and ambla on the late TR4 & TR4A seats). Requests for seat covers in different colours to the usual four options can be entertained as special orders, but rely on reasonable availability of materials in those colours in the industry.

TR5 & TR250: The seats to be found in the TR5 and TR250 were a cautious development of the TR4A design. The immediately apparent difference was the pleating style on the seat cushion, followed closely by the observation that the cover material had diamond embossings on it. Under the covers, the tubular frame design continued with several modifications. The outstanding ones were new and more complex foams, the fitment of wire armatures to support the squab sides, and a safety catch mechanism to stop the seat tilting forward unintentionally.

Cover kit colours currently available are black, midnight blue, cherokee red and matador red. Leather was always considered a special order option from the factory in place of the usual synthetic materials (embossed ambla in the case of the TR5 and TR250). Requests for seat covers in different colours to the usual four options can be entertained as special orders, but rely on reasonable availability of materials in those colours in the industry. Original paint and trim combinations may be found on the 'Paint & Trim Colours' page.

Seat Covers & Fittings TR4, TR4A

FRONT SEAT COVER KITS; TR4 from CT20877

Identification: vertical pleats, extending to top of cover face on squab; tubular framed seats, with fixed back; with contrasting piping.

1	SEAT COVER KIT, covers for 2 seats;	
	black with white piping	
	vinyl	RF4056BLACK
	leather	RF4056BLACKLEATHER
	matador red with white piping	
	vinyl	RF4056RED-MAT
	leather	RF4056RED-MATLEATHER
	cherokee red with white piping	
	vinyl	RF4056RED-CHERO
	leather	RF4056REDCHERLEATHER
	midnight blue with white piping	
	vinyl	RF4056BLUE
	leather	RF4056BLUELEATH

FRONT SEAT COVER KITS; TR4A

Identification: return to 'horseshoe' style enclosed vertical pleating seen on TR2 and TR3; tubular framed seats, with fixed back; with contrasting piping.

2	SEAT COVER KIT, covers for 2 seats;	
	black with white piping	
	vinyl	RF4057BLACK
	leather	RF4057BLACKLEATHER
	matador red with white piping	
	vinyl	RF4057RED-MAT
	leather	RF4057RED-MATLEATHER
	cherokee red with white piping	
	vinyl	RF4057RED-CHERO
	leather	RF4057RED-CHEROLEATH
	midnight blue with white piping	
	vinyl	RF4057BLUE
	leather	RF4057BLUELEATHER

Seat Covers & Fittings TR4, TR4A - Cont'd

FRONT SEAT FITTINGS;

TR4 from CT20877, TR4A

3	SEAT FOAM SET, for 2 seats	1	RF4061
	TR4 from CT20877		
4	SEAT FOAM SET, for 2 seats	1	RF4062
	TR4A		
5	DIAPHRAGM, cushion	2	612251
6	CLIP, diaphragm, side	12	612261
7	CLIP, diaphragm, front and back	8	613966
8	SEAT WEBBING KIT	2	GAC6120X
9	CLIP, seat cover to frame	A/R	608817
10	CLIP, tubular, cushion border	A/R	608862
11	CLIP, squab board to frame	6	613770
12	CLIP, squab board to frame	12	613769
13	CLIP, rear squab board finisher		
	to frame	10	613869
14	CLIP, rear squab board finisher		
	to frame	14	610520
15	SPRING, cushion tension	2	612273
16	SEAT SLIDE KIT	2	821137
17	FITTING KIT, seat slides, for 1 seat	2	RF4189
	Includes items 18 - 24, 27.		
18	SCREW, pivot, seat slide to seat	4	GHF120
19	WASHER, plain	8	WP125
20	NUT, nylon	4	GHF222
21	SCREW, seat slide to floor	8	GHF101
22	WASHER, locking	8	GHF331
23	WASHER, plain	8	WC701121
24	SPACER, slide to carpet	8	GHF300
25	SPRING, seat retaining	2	613303
26	BUFFER, rubber	4	613746
27	WASHER, plain	6	GHF314
28	WASHER, countersunk	4	613745
29	SCREW, spring and buffer to seat	4	YL6512

The tonneau cover retaining strap secures to a 'Lift the Dot' stud fitted to the passenger's seat base, next to the gearbox tunnel:

30	STUD, 'Lift the Dot',	1	552669
	tonneau restraining strap		
31	WASHER, locking	1	WL105001
32	NUT	1	HN2005

REAR SEAT COVERS; TR4

Identification: cushion only, with vertical pleats.

See Interior Trim Panels for hood frame covers, which served as the squab and side panels for the occasional rear seat on TR4 non-Surrey top models.

REAR SEAT COVER KIT;

	black with white piping		
	vinyl	1	RF4186BLACK
	leather	1	RF4187BLACK
	matador red with white piping		
	vinyl	1	RF4186RED-MAT
	leather	1	RF4187RED-MAT
	cherokee red with white piping		
	vinyl	1	RF4186RED-CHERO
	leather	1	RF4187RED-CHERO
	midnight blue with white piping		
	vinyl	1	RF4186BLUE
	leather	1	RF4187BLUE

REAR SEAT COVERS; TR4A

Identification: cushion only, with vertical pleats; thinner cushion than on TR4.

REAR SEAT COVER KIT;

	black with white piping		
	vinyl	1	RF4186BLACK
	leather	1	RF4187BLACK
	matador red with white piping		
	vinyl	1	RF4186RED-MAT
	leather	1	RF4187RED-MAT
	cherokee red with white piping		
	vinyl	1	RF4186RED-CHER
	leather	1	RF4187RED-CHER
	midnight blue with white piping		
	vinyl	1	RF4186BLUE
	leather	1	RF4187BLUE

REAR SEAT FITTINGS; TR4, TR4A

35	LATCH, spring, seat attachment;		
	TR4	2	562604
	TR4A	2	618429
36	SCREW, wood, spring latch to seat	4	TH4603
37	STUD, ball, seat to seat pan	2	618953
38	WASHER, plain	2	WP5
39	WASHER, locking	2	WL105001
40	NUT	2	HN2005

Seat Covers & Fittings TR5, TR250

SEAT COVER KITS, TR5, TR250

Identification: the seat squabs had 'horseshoe' style enclosed vertical pleating similar to TR4A, the main feature difference being diamond embossings in the pleat material; the seat cushions had the pleats running to the front edge, instead of being enclosed by a horseshoe panel; tubular framed seats.

41 SEAT COVER KIT, covers for 2 seats;

	black with white piping		
	vinyl	1	RF4058BLACK
	leather	1	RF4058BLACK-LEATHER
	matador red with white piping		
	vinyl	1	RF4058RED-MAT
	leather	1	RF4058RED-MATLEATHER
	cherokee red with white piping		
	vinyl	1	RF4058RED-CHERO
	leather	1	RF4058RED-CHEROLEATH
	midnight blue with white piping		
	vinyl	1	RF4058BLUE
	leather	1	RF4058BLUE-LEATHER
	tan with tan piping		
	vinyl	1	RF4058TAN
	leather	1	RF4058TANLEATHER

SEAT FITTINGS; TR5, TR250

42	SEAT FOAM SET, for 1 seat	2	RF4063
43	DIAPHRAGM & CLIPS	2	566592
	Includes items 44 & 45.		
44	DIAPHRAGM, cushion	2	612251
45	CLIP (HOOK), diaphragm	20	612261
46	SEAT WEBBING KIT, for 1 seat	2	RR1497
47	SPRING, cushion tension	2	612273
48	FIXING CLIP KIT, seat refurbishing	1	RR1498
	Car Set. Items 49-55 included in fixing kit.		
49	CLIP, back board trim to frame	8	608817
50	CLIP, squab trim to frame	20	608817
51	CLIP, cushion valance to frame	18	608817
52	CLIP, tubular, trim to frame	8	608862
53	HOG RING, hessian to squab wires	60	561785
54	CLIP, back board to seat frame	12	608511
55	CLIP, back board top to seat frame	4	613770
56	CONTROL ROD ASSEMBLY;		
	LH	1	713307
	RH	1	713308
57	SPRING, safety catch;		
	LH	2	621981
	RH	2	621982
58	KNOB, safety catch	2	621458
59	CLIP, securing knob to rod	2	621776
60	BRACKET, pivot	4	621960
61	WASHER, plain	4	WC701121
62	SCREW, pivot bracket to frame	8	PX454
63	WASHER, locking	8	WL700081
64	WASHER, plain	8	WP5
65	BUFFER, rubber	4	621515
66	WASHER, plain	4	503923
67	SCREW, buffer to seat frame	4	PX505
68	SEAT SLIDE ASSEMBLY	2	821137
69	RUBBER COVER, slide handle	2	SLP138
70	FITTING KIT, seat slides	1	812237FK
	Items 71-80 included in fitting kit.		
71	SCREW, catch plate to seat slide	4	GHF117
72	WASHER, locking	4	GHF331
73	WASHER, plain	4	GHF300
74	SCREW, seat slide to floor	8	GHF101
75	WASHER, plain	8	WC701121
76	WASHER, locking	8	GHF331
77	WASHER, spacer	4	GHF300
78	SCREW, seat slide to seat	4	GHF120
79	WASHER, plain	8	WD108051
80	NUT, nylon	4	GHF222

The tonneau cover retaining strap secures to a 'Lift the Dot' stud fitted to the passenger's seat base, next to the gearbox tunnel:

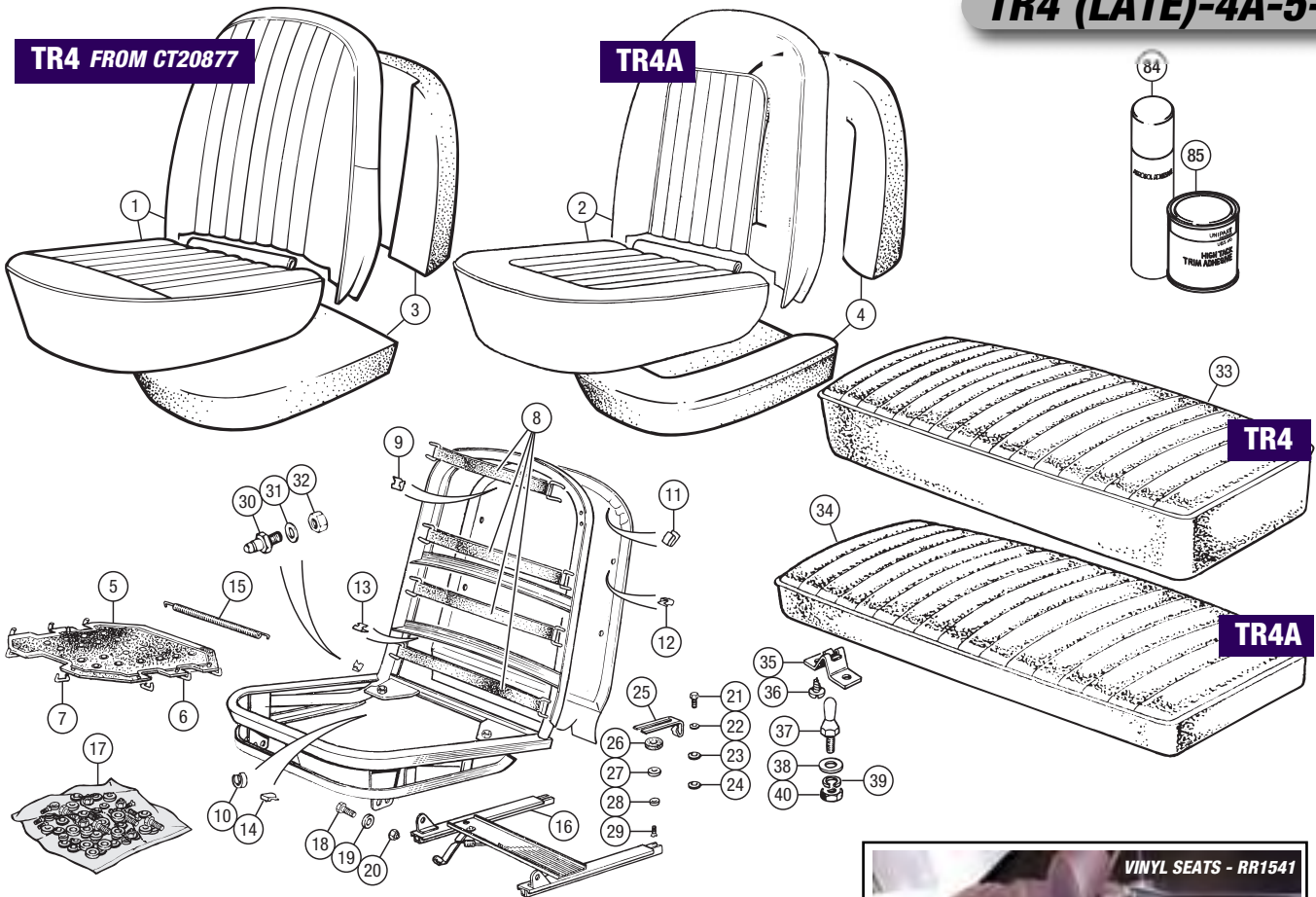
81	STUD, 'Lift the Dot',	1	552669
	tonneau restraining strap		
82	WASHER, locking	1	WL105001
83	NUT	1	HN2005

Trim Adhesive

	TRIM ADHESIVE, contact type;		
84	370g aerosol	A/R	RX1353A
85	1 litre tin	A/R	RX1353

TR4 FROM CT20877

TR4A



SUFFOLK COMPLETE SEATS - TR4 (LATE)-4A-5-250

Brand new seat assembly's (supplied as a pair), ready to install. Available to order in vinyl (with diamond perforated flutes or plain flutes), or leather (perforated or plain flutes). Piping can be either matching or contrasting. These seats are a (very) comfortable alternative to standard seats and can be supplied to match your existing (or new) trim colour. Features include reclining back rest and height adjustable head rests. When installed, they will allow working clearance of the soft top or hardtop. Supplied with seat runners (note: floor pan will require drilling for the rear mounting point of the runners).

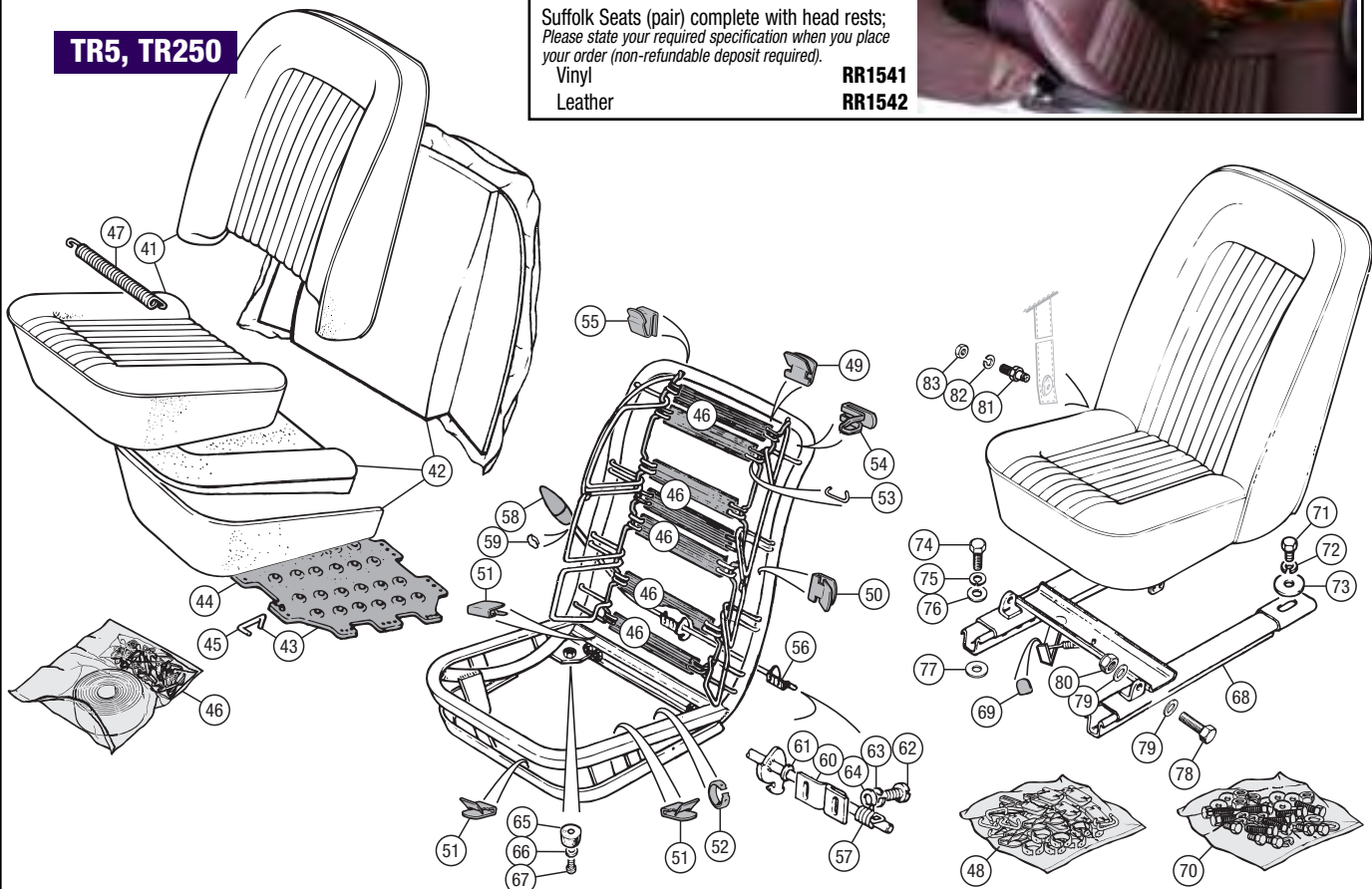
Suffolk Seats (pair) complete with head rests; Please state your required specification when you place your order (non-refundable deposit required).

Vinyl
Leather

RR1541
RR1542



TR5, TR250



TR4-4A-5-250

Standard Triumph didn't list seat belts for TR2, TR3 or TR3A. They did, however, in the later TRs, make available fixings which would convert sidescreen TRs to accept seat belts. Working out where to attach seat belts (and which belts to use) in a vehicle not already equipped with mounting points is obviously not a task to be undertaken lightly; your life may at some point in the future depend on where and how you fitted the belts. We would strongly advise you to seek the advice of a specialist with plenty of experience in fitting belts to TRs before starting the job. Also, if possible, get your seat belt fitted sorted out while the bodyshell is being restored, or at least before it is painted.

TR4s, TR4As, TR5s and TR250s have factory-designated seatbelt mounting points, and generally speaking all but some TR4s came out of the factory with seat belts fitted. Supply of suitable seat belts has been a problem down through the years, particularly for classic car owners who generally would prefer to fit something that didn't destroy the period ambience of their car's cockpit. Luckily the later TRs are nowadays blessed with a very suitable range of replacement belts, which while complying with modern regulations still look something like late 1960's/1970's products. They don't look exactly like the originals, however, but they will look the part, especially if both are replaced together.

Factory Seat Belts

Supply of original belts for these cars is effectively non-existent, but they are listed here for both historical significance and for the benefit of owners of cars still retaining original equipment who may require service parts.

- | | | | |
|---|---|---|-----------------|
| 1 | SEAT BELT KIT; | | |
| | Some TR4s | | |
| | 3 point screw fixing, car set | 1 | 564154 |
| | 2 point screw fixing, car set | 1 | 564153 |
| | TR4, TR4A, TR5, TR250 | | |
| | 3 point eye bolt fixing, car set | 1 | 568496 |
| | 2 point eye bolt fixing, car set | 1 | 568511 |
| | lap type, car set | 1 | 568784 |
| | Some TR5s and TR250s | | |
| | static type, car set | 1 | 712600 |
| 2 | EYE BOLT, fits to 'B' post; | | |
| | original | 2 | 612531 |
| | replacement | 2 | 626364 |
| 3 | WASHER, locking | 2 | WL600071 |
| 4 | GROMMET, anti-rattle, TR5, TR250 | 2 | 601994 |
| | Can be fitted to earlier models | | |
| 5 | EYE BOLT, fits to propshaft tunnel; | | |
| | original | 2 | 621308 |
| | replacement | 2 | 626364 |
| <i>In order to eliminate the possibility of rattle from the existing eye bolts (part nos. 612531 and 621308), Triumph introduced a new eye bolt assembly (part no. 626364) in March 1970, to be used both in current production and for all replacements.</i> | | | |
| 6 | GROMMET, anti-rattle | | |
| | TR5, TR250 | 2 | 601994 |
| | Can be fitted to earlier models. | | |
| 7 | WASHER, locking | 2 | WL600071 |
| 8 | WASHER, plain, TR5, TR250 | 2 | WC600071 |
| 9 | PAD, mounting, TR5, TR250 | 2 | 131796 |
| 10 | PIVOT BOLTS, wheel arch, pair | 1 | 621370-1 |
| | Includes waved washer and spacer. | | |
| 11 | WASHER, waved | 2 | 621374 |
| 12 | SPACER, pivot bolt | 2 | 621371 |
| 13 | NUT, nyloc, thin, eye bolt on tunnel | | |
| | TR4 | 2 | GHF274 |
| 14 | NUT, nyloc, eye bolt in 'B' post | | |
| | Some TR4s, TR4A | 2 | GHF224 |

Seat Belt Mounting Points

- | | | | |
|-----------|--|---|---------------|
| 15 | REINFORCEMENT, wheel arch, pair | 1 | 621112 |
| | For original belts and replacement static belts. | | |
| 16 | REINFORCEMENT, wheel arch | 2 | 616446 |
| | For replacement inertia reel belts. | | |
| 17 | REINFORCEMENT, tunnel, pair | 1 | 621112 |
| | Not for stalk-fitted belts. | | |
| 18 | REINFORCEMENT, tunnel mounting | 2 | 616446 |
| | For stalk-fitted belts. | | |
| 19 | BRACKET ASSEMBLY, seat belt anchor; | | |
| | For original belts and replacement static belts. | | |
| | RH | 1 | 615969 |
| | LH | 1 | 615968 |
| 20 | BRACKET ASSEMBLY, seat belt anchor; | | |
| | For replacement inertia reel belts. | | |
| | RH | 1 | 621329 |
| | LH | 1 | 621328 |



STATIC SEAT BELT KIT
(LONG STALK - 30cm)
- **719918ASA**

Replacement Seat Belts

We offer a choice of static and inertia reel seat belt kits to cater for differences in driver build and driving style. Ideally you should fit a seat belt where the buckle causes no discomfort while driving and is easy to locate. Choose a short stalk seat belt if you drive with the seat pushed fully back or a longer stalk seat belt (and the stalk is about 150mm longer) if your seat is normally pulled fully forwards. The 3 point seat belt kits listed include all fittings and hardware to attach to the existing mounting points.

- | | | | |
|-----------|--|---|------------------------|
| 21 | STATIC TYPE SEAT BELT KIT; | | |
| | short stalk - 15cm long | 2 | 719918A |
| | long stalk - 30cm long | 2 | 719918ASA |
| 22 | INERTIA REEL SEAT BELT KIT; | | |
| | short stalk - 15cm long | | |
| | black | 2 | XKC2528 |
| | beige | 2 | XKC2528-BEIGE |
| | red | 2 | XKC2528-RED |
| | long stalk - 30cm long | | |
| | black | 2 | XKC2528SA |
| | beige | 2 | XKC2528SA-BEIGE |
| | red | 2 | XKC2528SA-RED |
| 23 | INERTIA REEL SEAT BELT KIT; | | |
| | This inertia reel seat belt kit features an angle-adjustable reel eliminating the pivot/guide on top of the wheel arch. It is suitable for use where non-standard seats or a roll-over bar have been fitted. | | |
| | short stalk | | |
| | black | 2 | RB7355 |
| | red | 2 | RB7355-RED |
| | long stalk | | |
| | black | 2 | RB7355SA |
| | red | 2 | RB7355SA-RED |

INERTIA SEAT BELT KITS



BLACK (SHORT STALK - 15cm) - XKC2528

RED (SHORT STALK - 15cm) - XKC2528-RED

BEIGE (LONG STALK - 30cm) - XKC2528SA-BEIGE

Seat Belt Shoulder Pads

These accessory Triumph branded shoulder pads fit any seat belt or harness with a simple velcro fastening design; not only are they comfortable, but they look smart into the bargain!

- | | | | |
|-----------|---------------------------------------|---|------------------|
| 24 | SHOULDER PADS, 'Triumph', pair | 1 | RX1414TRI |
|-----------|---------------------------------------|---|------------------|



SHOULDER PADS (PAIR) - RX1414TRI

Competition Type Harness

A popular alternative to standard seat belts - these really do look the part! The 4 point harness shown (no. 25) can be converted to the 6 point type by the inclusion of the crotch strap (26). Note that fittings (eye bolts, reinforcement plates and bolt/spacer sets) are supplied separately.

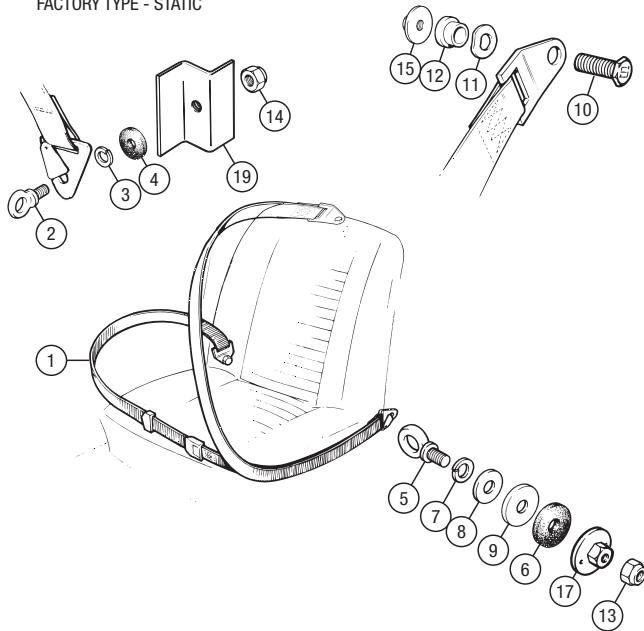
Harnesses are supplied singularly in 2" wide red or black webbing. This harness is designed for road use - please contact us if you have specific FIA/RAC approved type requirements.

- | | | | |
|-----------|---|---|--------------------|
| 25 | HARNESS, competition type; | | |
| | red, each | 2 | RX1500 |
| | black, each | 2 | RX1500BLACK |
| 26 | CROTCH STRAP; | | |
| | red, each | 2 | RX1501 |
| | black, each | 2 | RX1501BLACK |
| 27 | SHOULDER PADS, 'Securon', pair, | 2 | RX1502 |
| | For one harness. Available in red or black. | | |
| 28 | SHOULDER PADS, 'Triumph', pair, | 2 | RX1414TRI |
| | For one harness. Available in black. | | |
| 29 | EYE BOLT SET, pair | 2 | RX1503 |
| 30 | REINFORCEMENT PLATE SET, pair | 2 | 621112 |
| 31 | BOLT AND SPACER SET, pair | 2 | RX1505 |

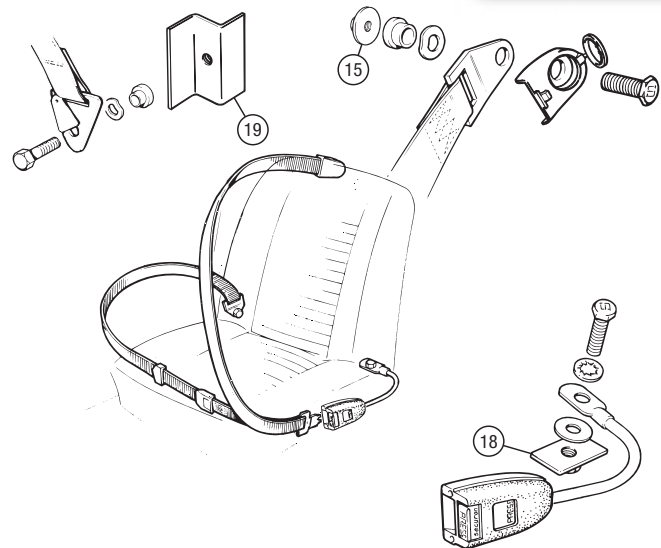


COMPETITION HARNESS - RX1500BLACK

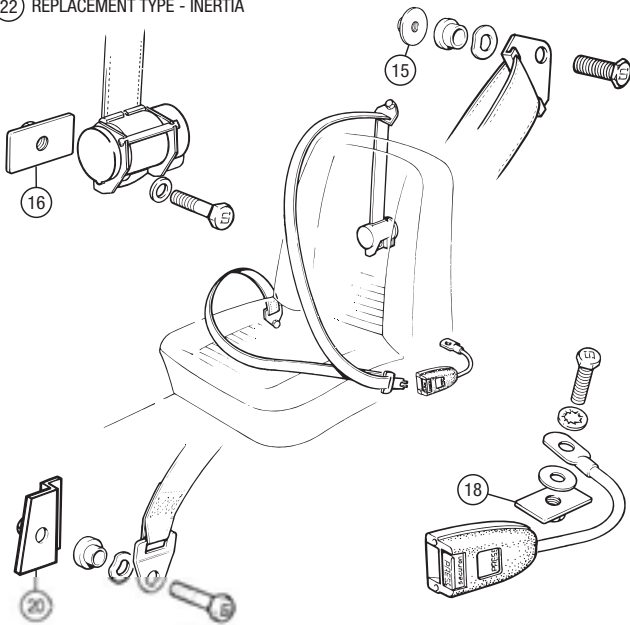
FACTORY TYPE - STATIC



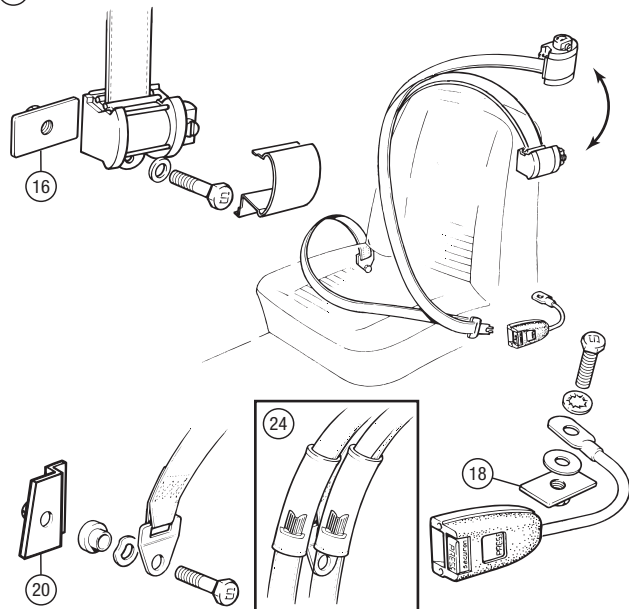
21 REPLACEMENT TYPE - STATIC



22 REPLACEMENT TYPE - INERTIA




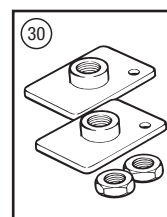
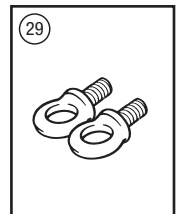
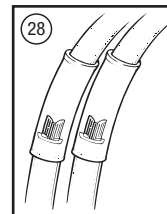
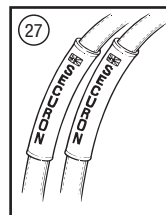
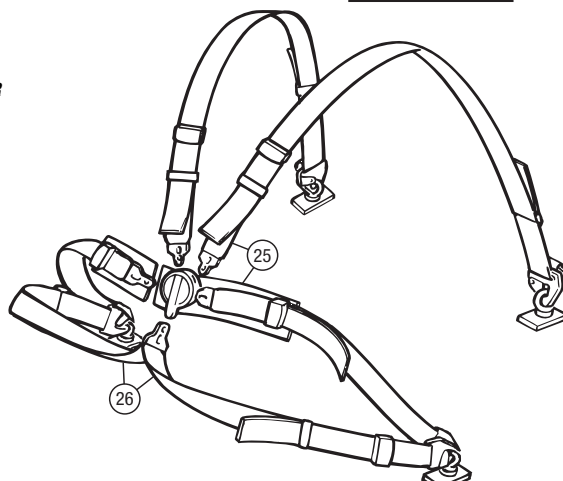
23 REPLACEMENT TYPE - INERTIA



**MOUNTING
REINFORCEMENTS (PAIR) -
62112**



**SECURON SHOULDER
PADS - RX1502**



No.	DESCRIPTION	QTY REQ.	PART No.
-----	-------------	----------	----------

No.	DESCRIPTION	QTY REQ.	PART No.
-----	-------------	----------	----------

No.	DESCRIPTION	QTY REQ.	PART No.
-----	-------------	----------	----------

ALL MODELS

TR2, TR3, TR3A

TR3As were originally fitted with front floor moulded rubber mats, in lieu of the carpet pieces used on TR2s and TR3s. Despite this fact, all carpet sets are supplied with front floor carpets, allowing owners the choice of luxury or originality. Or practicality, for that matter, since many owners using their cars during winter months prefer rubber mats as a way of avoiding the cabbage field smell of frequently soaked carpets.

Important note: when ordering a carpet set for a TR2, TR3 or TR3A model, please be aware that black carpet sets are the only regularly stocked items. The other colours are of course available, but they are special orders - i.e. they are usually only purchased from the manufacturer on receipt of the customer's order.

All carpet sets listed fit both RH drive & LH drive vehicles.

Carpet Sets TR2, TR3, TR3A

TR2, TR3, TR3A to TS60000

1	TUFTED NYLON CARPET SET;		
	black	1	RW3018BLACK
	blue	1	RW3018BLUE
	red	1	RW3018RED
	WOOL CARPET SET;		
	black	1	RW3018BLACKWOOL
	blue	1	RW3018BLUEWOOL
	red	1	RW3018REDWOOL

TR3A from TS60001

2	TUFTED NYLON CARPET SET;		
	black	1	RW3019BLACK
	blue	1	RW3019BLUE
	red	1	RW3019RED
	WOOL CARPET SET;		
	black	1	RW3019BLACKWOOL
	blue	1	RW3019BLUEWOOL
	red	1	RW3019REDWOOL

3	FLOOR MAT, rubber, front footwell, RH, TR3A	1	701238
4	FLOOR MAT, rubber, front footwell, LH, TR3A	1	701237
5	PAD, rubber, footwell side protection	4	602221
6	SOCKET, carpet fastener	A/R	CD23803
7	SPIKE RING, socket to carpet	A/R	CD23802
8	STUD, carpet fastener	A/R	610624
9	RIVET, stud to floor	A/R	713531
10	OVER MAT SET, pair;		
	velour, black	1	RW3020
	rubber, black	1	RR1165RU
11	GROMMET, gear lever	1	603065

Boot Compartment Trim TR2, TR2, TR3A

12	BOOT CARPET, black, TR2, TR3	1	552259
	BOOT MAT, Hardura, TR3A	1	556900
13	SCREW, covering to boot floor	4	AD604062
14	WASHER, cup	4	SP132BCP
15	COVER, fuel tank	1	950058
16	SCREW, cover to body	10	AD604062
17	WASHER, cup	10	SP132BCP

TR4, TR4A, TR5, TR250

The TR4, like its predecessor the TR3A, was initially offered without front floor carpets, making do instead with much more practical moulded rubber mats. Into and through TR4A production, the situation was reversed and fully carpeted interiors became the norm, whereas the rubber mats became a factory special order option. This remained the theory until the end of TR5 and TR250 production. At the time of writing the original style rubber mats are not available; however all carpet sets are provided complete with front floor carpets. If rubber mats are desired in their place, owners do have the option of using the pair of very fetching over mats listed later in this section.

The difference between a new TR4 carpet set and a TR4A, TR5, TR250 set does not immediately spring to mind, until one remembers the repositioning of the handbrake from the RH floor to the propshaft tunnel upon introduction of the TR4A. Thus the later style tunnel carpet incorporates a handbrake gaiter, also available separately (originally in fact TR4As, TR5s and TR250s had the gaiter attached to the tunnel cover board positioned under the carpet). The carpet sets for both models share the same high quality of manufacture and materials used - the materials are modern flame retarding and damp resistant and are available in a range of several colours.

All carpet sets listed fit both RH drive & LH drive vehicles.

Carpet & Underfelt Sets TR4, TR5, TR250

TR4

18	TUFTED NYLON CARPET SET;		
	black	1	RF4051BLACK
	blue	1	RF4051BLUE
	red	1	RF4051RED
	beige	1	RF4051BEIGE
	brown	1	RF4051BROWN
	green	1	RF4051GREEN
	WOOL CARPET SET;		
	black	1	RF4051BLACKWOOL
	blue	1	RF4051BLUEWOOL
	red	1	RF4051REDWOOL
	beige	1	RF4051BEIGEWool
	brown	1	RF4051BROWNWOOL
	green	1	RF4051GREENWOOL

TR4A, TR5, TR250

18	TUFTED NYLON CARPET SET;		
	black	1	RR1143BLACK
	dark blue	1	RR1143DARKBLUE
	red	1	RR1143RED
	beige	1	RR1143BEIGE
	brown	1	RR1143BROWN
	green	1	RR1143GREEN
	shadow blue	1	RR1143SHADOWBLUE
	WOOL CARPET SET;		
	black	1	RR1492BLACK
	dark blue	1	RR1492DARKBLUE
	red	1	RR1492RED
	beige	1	RR1492BEIGE
	brown	1	RR1492BROWN
	green	1	RR1492GREEN
	shadow blue	1	RR1492SHADOWBLUE

19	UNDERFELT KIT, under carpet;		
	An underfelt kit significantly enhances the cockpit sound deadening capabilities of the carpet. The kit offered here contains sufficient pieces to back all of the carpet set, rather than just the floor carpets as originally specified.		
	TR4	1	RF4052
	TR4A, TR5, TR250	1	RR1200

20	UNDERFELT KIT, under fuel tank	1	RR1530
----	--------------------------------	---	--------

21	PAD, rubber, footwell side protection	4	602221
22	FITTING KIT, carpet set;		
	TR4, no underfelt (inc. 23-26, 29-32)	1	RF4207
	TR4, with underfelt (inc. 23, 24, 27-32)	1	RF4208
	TR4A, TR5, TR250		
	no underfelt (inc. 23-26)	1	RF4209
	with underfelt (inc. 23, 24, 27, 28)	1	RF4210
23	SOCKET, carpet fastener	16	CD23803
24	SPIKE RING, socket to carpet	16	CD23802
25	STUD, carpet fastener, short	16	713511
	For use without underfelt.		
26	RIVET, stud attaching	16	713531
27	STUD, carpet fastener, long	16	554021
	For use with underfelt.		
28	SCREW, stud attaching	16	AD606053
29	SOCKET, 'lift-the-dot', carpet to rear seat pan, TR4	4	552650
30	CLINCH PLATE, 'lift-the-dot', TR4	4	552651
31	STUD, 'lift-the-dot', TR4	4	611670
32	SCREW, stud to rear seat pan, TR4	8	AD606053
33	OVER MAT SET, pair, velour, black	1	RW3020
	Triumph shield logo.		
34	OVER MAT SET, pair, rubber, black	1	RR1165RU
	Triumph shield logo.		
35	GROMMET, gear lever, TR4	1	705913
36	GAUNTLET/GROMMET ASSY, black, TR4A, TR5, TR250	1	631881
37	GAUNTLET, material only (range of colours) TR4A, TR5, TR250	1	729511
38	GROMMET, gear-lever, upper TR4A, TR5, TR250	1	709328
39	GROMMET, gear lever, lower TR4A, TR5, TR250	1	709329
40	GAITER, handbrake, black TR4A, TR5, TR250	1	622691
	Also supplied as part of carpet sets		

Boot Compartment Trim TR4, TR5, TR250

41	COVER, rear floor and spare wheel;		
	TR4, TR4A	1	806837
	TR5, TR250	1	812236
42	STRAP	2	574622
43	BUTTON, spare wheel cover strap	2	553252
44	SOCKET, spare wheel cover strap	2	554517
45	STUD, rear faces of trunk side panels	2	610624
46	RIVET, stud to body	2	713531
47	STUD, top faces of trunk side panels	2	554021
48	SCREW, stud to body	2	AD606053
49	CASING BOARD, rear, fuel tank;		
	TR4, TR4A	1	806135
	TR5	1	813512
	TR250	1	813513
50	SCREW, casing board to body	8	GHF425
51	WASHER, plain	8	WP124
52	SPIRE NUT	4	FJ2464
53	SPIRE NUT	4	GHF712

While not a standard feature of these cars, a carpet can go a long way towards smartening up the boot area, especially when combined with a new fuel tank casing board.

54	BOOT CARPET, black	1	RF4212
55	FITTING KIT, boot carpet	1	RR1495
	Includes items 56-59.		
56	SOCKET, carpet fastener	4	CD23803
57	CLINCH RING, socket to carpet	4	CD23802
58	STUD, carpet fastener, short	4	713511
59	RIVET, stud attaching	4	713531

Sound Deadening Panels

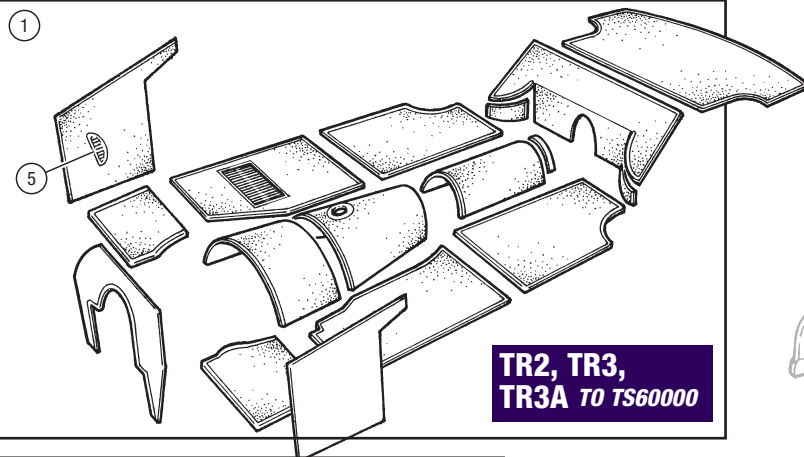
These self-adhesive bitumen pads have become a necessity with motor manufacturing engineers chasing NVH goals (eradication of noise, vibration and harshness). They are dramatically effective when applied to the inside of large, flexible pressings on a car bodyshell (such as door skins, floors and roof panels) where they will damp out drumming and give the vehicle that 'hewn from solid' feel. The pads should be gently warmed before application, since when cold their inflexibility and brittle nature makes them impossible to fit to even the most slightly contoured body panel.

60	SOUND DEADENING PANEL;		
	Fit as required. Size: 530mm x 190mm (cut to fit).		
	each	A/R	RB7145
	kit of 5	A/R	RB7145K5
	kit of 10	A/RRB7145K10	

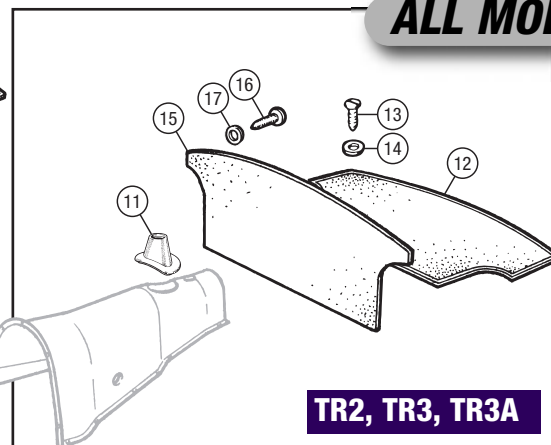
Trim Adhesive

	TRIM ADHESIVE, contact type;		
61	370g aerosol	A/R	RX1353A
62	1 litre tin	A/R	RX1353

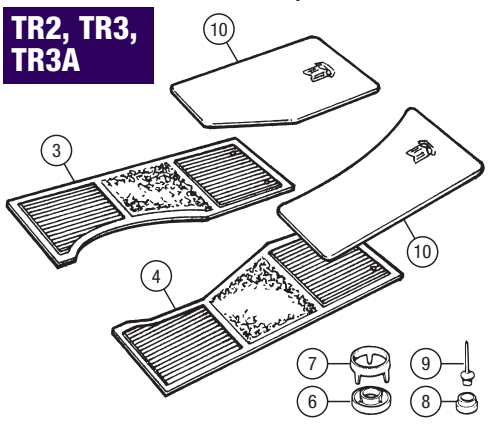




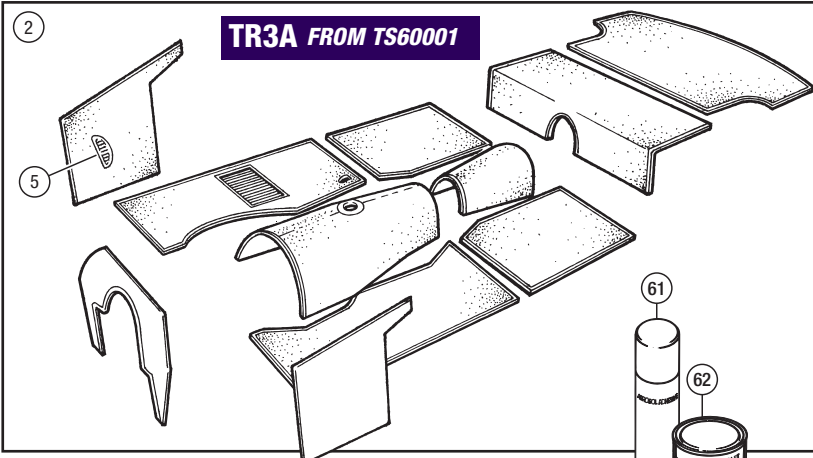
**TR2, TR3,
TR3A TO TS60000**



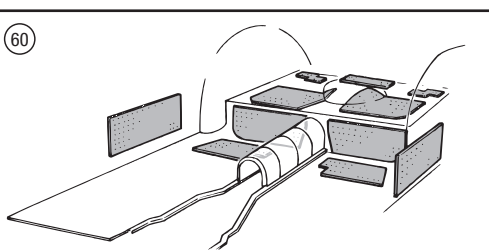
TR2, TR3, TR3A



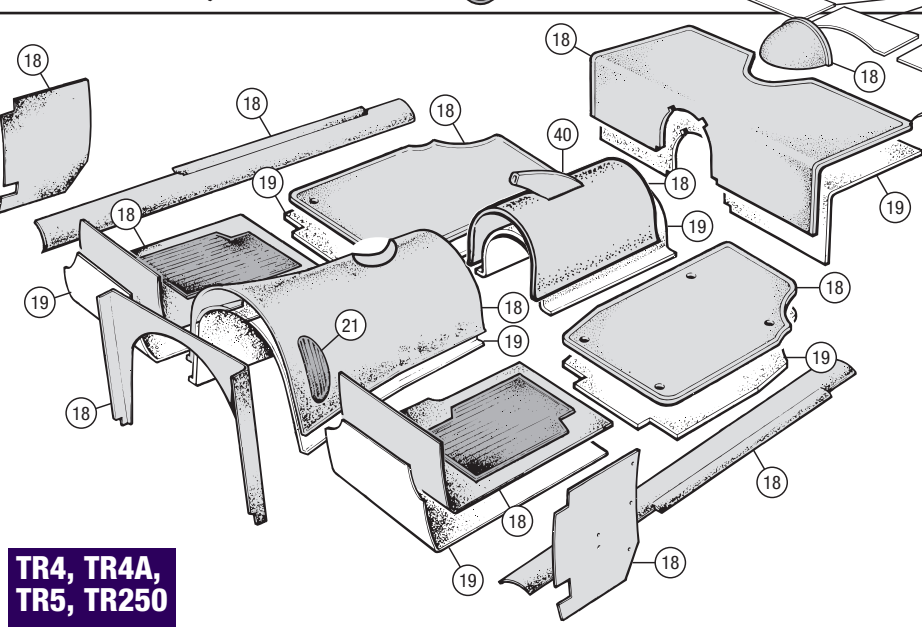
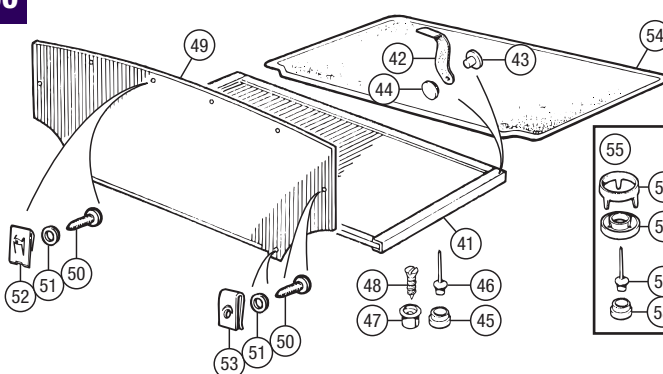
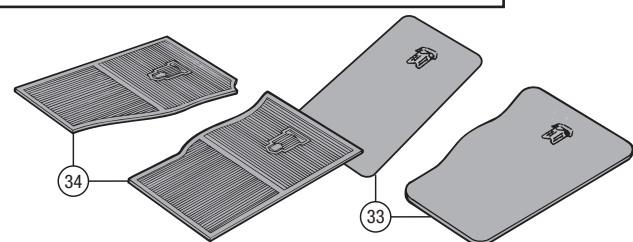
**TR2, TR3,
TR3A**



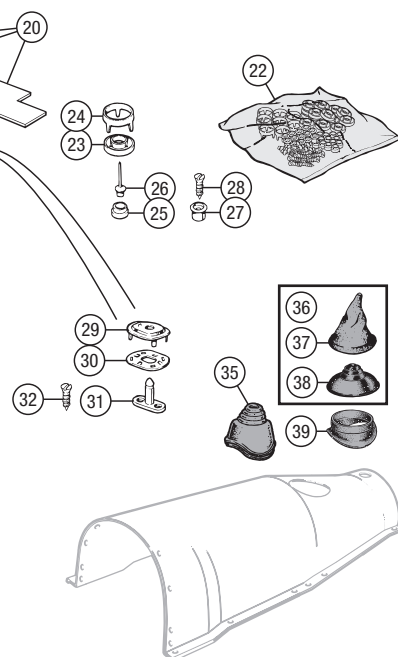
TR3A FROM TS60001



**TR4, TR4A,
TR5, TR250**



**TR4, TR4A,
TR5, TR250**



TR2-3A

INTERIOR - DASHBOARD - TR2-3A

Fascia Panel

1	FASCIA PANEL;		
	RH steering	1	900381
	LH steering	1	900382
<i>The fascia panel must be trimmed with material to match the interior of the car - see Interior Trim Panels & Kits for details.</i>			
2	BUFFER, cubby box lid	1	CD28789
3	BRACKET, for buffer	1	601967
4	BRACKET, buffer and check rod;		
	RH steering	1	601968
	LH steering	1	601969
5	SCREW, bracket to fascia panel	3	GHF400
6	SPIRE NUT	3	FN2043
7	STRIKER PLATE, cubby box lock	1	601972
8	SCREW, striker plate to fascia panel	2	GHF400
9	SPIRE NUT	2	FP10514
10	CHROMED GRAB HANDLE	1	603088
<i>The grab handle started life on TR2 as a black finish item. Through vehicle production this changed to a chrome one by TR3A.</i>			
11	SCREW, wood, chrome		
	TR2, TR3, TR3A to TS60000	2	SP87K7CP
12	SCREW, self tapping, chrome		
	TR3A from TS60001	2	AD610063
13	SPIRE NUT, TR3A from TS60001	2	GHF713
14	ASHTRAY;		
	half round, bright finish type		
	TR2, TR3, TR3A to TS42399	1	701019
	long pull out type		
	TR3A from TS42400	1	608697

Fascia Panel Attachment

15	BRACKET;		
	fascia centre fixing	1	601984
	fascia outer fixing	2	601964
16	SCREW, wood;		
	bracket to scuttle rim	5	SP88D3
	outer bracket to scuttle rim	4	SP87K5
17	SCREW, fascia panel to scuttle rim	5	GHF117
18	NUT, fascia attachment	7	GHF200
19	WASHER, locking, under nut	7	GHF331
20	STAY, fascia panel to battery box	2	601939
21	SCREW, stay attachment	4	GHF425
22	SCREW, stay attachment	4	AB610051
23	SPIRE NUT, for above screws	8	FU2585



CUBBY BOX - 800537

Cubby Box

24	CUBBY BOX;		
	black, RH steering	1	800537
	red, RH steering	1	800537RED
	black, LH steering	1	800538
25	SCREW, self tapping,		
	cubby box to fascia	2	YZ3404
26	SCREW, self tapping,		
	cubby box to fascia	1	GHF424
27	WASHER, plain	1	WP127
28	SPIRE NUT, for above screws	3	GHF712
29	BRACKET ASS'Y, support	1	602048
30	NUT, bracket attachment	1	HN2005
31	WASHER	1	WL105001
32	SCREW, self tapping	1	GHF424
33	SPIRE NUT	1	GHF712



Cubby Box Lid

34	CUBBY BOX LID;		
	RH steering	1	601985
	LH steering	1	601986
35	HINGE, cubby box	1	601971
36	RIVET, round head	4	RU608123
37	CHECK ROD, cubby box lid	1	601973
38	CUBBY BOX LOCK, with two keys	1	602139
39	SCREW, hinge to fascia panel	4	501555
<i>Use with machined nut and washers.</i>			
40	SCREW, self tapping, hinge	4	GHF400
<i>Alternative to no. 40; use with spire nut.</i>			
41	SPIRE NUT	4	FP10514
<i>Use with self tapping screw.</i>			
42	WASHER	4	WC705051
43	NUT	4	HN2003
44	WASHER, locking	4	518103



Centre Instrument Panel

45	INSTRUMENT PANEL;		
	black crackle (paint finish)	1	608613
	burr walnut (wood veneer)	1	608613BW
	burr elm (wood veneer)	1	608613BE
<i>The centre instrument panel in the TR3A was crackle black painted finish. In the TR2, TR3 it was covered in coloured trim material matching the dash and interior of the car. Please see Interior Trim for the covering material. We also supply a wood veneer instrument panel as listed above. (See photos on opposite page).</i>			
46	SUPPORT ASS'Y, panel light;		
	RH	1	601979
	LH	1	601978
47	WING NUT, panel to fascia	4	V242



Steering Column Attachment

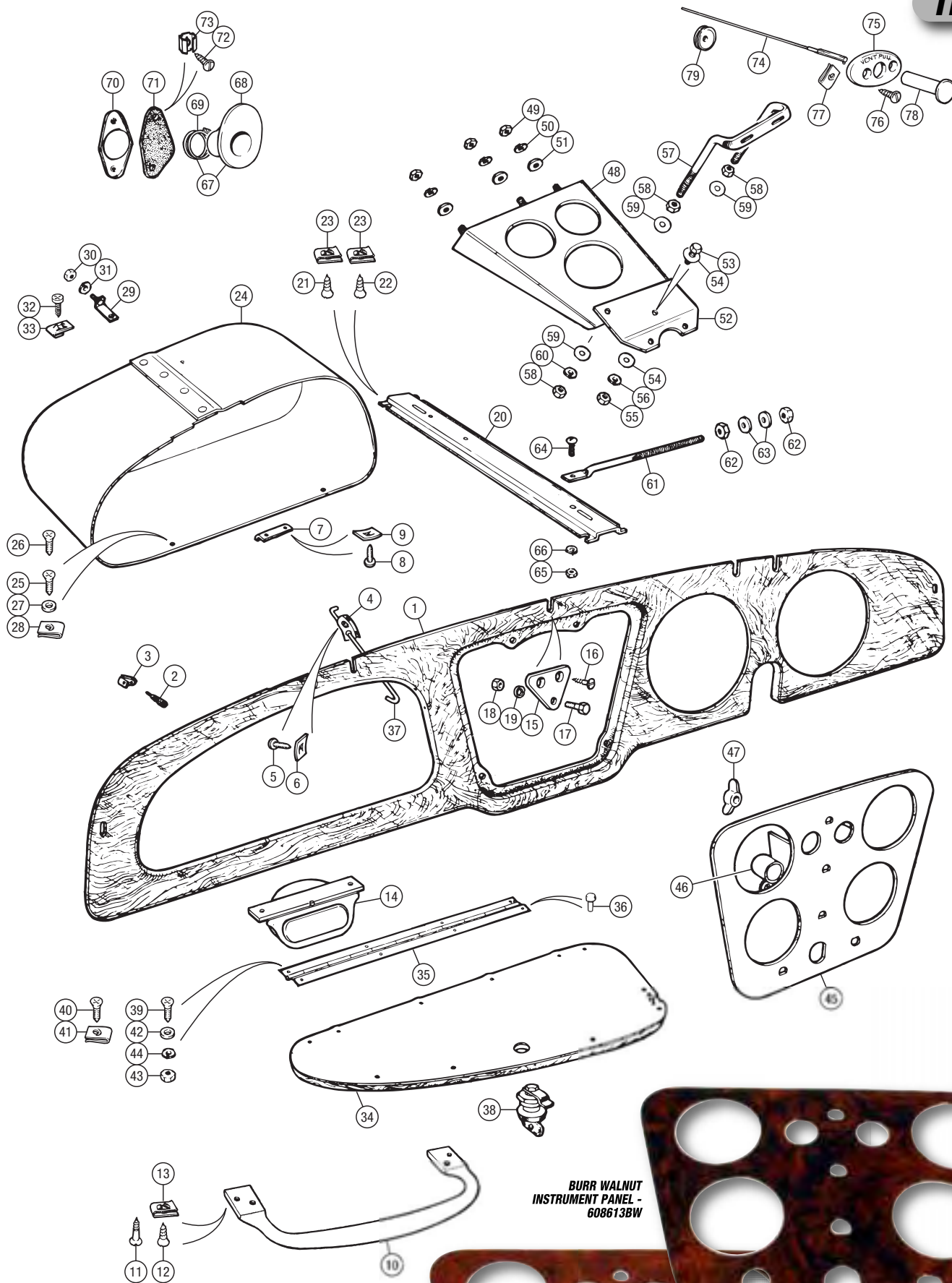
48	BRACKET, anchor, steering column	1	701160
49	NUT, bracket to fascia panel	3	GHF200
50	WASHER, locking	3	GHF331
51	WASHER, plain	3	GHF300
52	BRACKET & STIFFENER ASS'Y;		
	RH steering	1	701158
	LH steering	1	701157
53	SCREW, bracket and stiffener		
	to anchor bracket	5	SH605071
54	WASHER, plain, on screw	2	RTC610A
55	NUT, locking screw	1	GHF201
56	WASHER, locking	1	GHF332
57	SUPPORT, steering column	1	602860
58	NUT, support to stiffener		
	and anchor bracket	4	GHF201
59	WASHER, plain	4	RTC610A
60	WASHER, locking	2	GHF332
61	ROD, tie, steering column to fascia stay	1	602790
62	NUT	2	GHF201
63	WASHER, plain	2	GHF301
64	SCREW, tie rod to fascia stay	1	GHF117
65	NUT	1	GHF200
66	WASHER, locking	1	GHF331
67	GROMMET KIT, steering column	1	RW3155
<i>Includes items 68, 69.</i>			
68	GROMMET, steering column	1	701106
69	CLIP, grommet attachment	1	CS4025
70	PLATE, retaining seal, blanking column aperture;		
	RH steering	1	601961
	LH steering	1	601962
71	SEAL, rubber, column aperture	1	603346
<i>Pierce a hole through this for vent tray drain (as fitted).</i>			
72	SCREW, retaining plate	2	AD610042
73	NUT, spire	2	FC2805

Scuttle Vent Control

74	VENT PULL CABLE ASSEMBLY	1	112019
75	ESCUTCHEON	1	603416
76	SCREW, self tapping, chrome,		
	escutcheon attachment	2	559419
77	SPIRE NUT, fascia edge capping	2	FJ2442
78	KNOB, vent pull	1	111258
79	GROMMET, for cable	1	61917

TR2-3A

INTERIOR - DASHBOARD - TR2-3A



BURR WALNUT
INSTRUMENT PANEL -
608613BW

BURR ELM
INSTRUMENT PANEL -
608613BE

No.	DESCRIPTION	QTY REQ.	PART No.
-----	-------------	----------	----------

Metal Fascia Panel

1	FASCIA PANEL ASSY; To 15053CT (RH steering) and 9933CT (LH steering) white, RH steering	1	902315
	white, LH steering	1	902314
	From 15054CT (RH steering) and 9934CT (LH steering) to CT21267 spa white, RH steering	1	903199
	spa white, LH steering	1	903198
	From CT 21268 new white, RH steering	1	569380
	new white, LH steering	1	569381
	For Use With Factory Special Order Veneered Dash (LH steering) spa white, LH steering	1	903513
	new white, LH steering	1	569384
2	SCREW, fascia to scuttle rail	5	SE604041L
3	WASHER, locking	5	GHF331
4	SCREW, fascia to 'A' post	2	GHF117
5	WASHER, locking	2	GHF331

Wood Veneer Dash Panel

FACTORY SPECIAL ORDER

6	WOOD DASH PANEL; RH steering	1	903504
	LH steering	1	903508

Some LH steering TR4s were equipped with this TR4A look alike dash from new. We supply both teak and walnut wood veneer dash panels, which also include the glovebox lid. Please note that veneer dashes differ in fixtures and fittings from standard TR4 (for example, cubby box hinges and lock, etc.).

Fascia Panel Fittings

WHITE PAINTED METAL FASCIA

7	LID, cubby box; to CT21267	1	705087
	from CT21268	1	569482
8	LOCK, cubby box, black	1	631404
9	FINGER PULL, cubby box lock	1	609463
10	HINGE, cubby box; LH	1	610259
	RH	1	610260
11	SCREW, hinge to cubby box	4	PJZ602
12	SPIRE NUT, hinge to cubby box	4	FJ2443
13	NUT, hinges to fascia panel	2	HN2005
14	WASHER, locking	2	WL105001
15	WASHER, plain	2	WP5
16	BUFFER, cubby box lid	1	613863

FACTORY SPECIAL ORDER WOOD VENEER DASH

17	LOCK, cubby box	1	611584
18	FINGER PULL, cubby box lock	1	609463
19	HINGE, cubby box lid	2	611565
20	SCREW, wood, hinge to lid	10	511668
21	SCREW, wood, hinge to fascia	4	511669
22	BRACKET, cubby box lid buffer	2	612988
23	SCREW, wood, bracket to fascia	4	511668
24	LINK, check, cubby box lid	1	609745
25	SCREW, wood, link to fascia and lid	4	511670
26	BRACKET, check link retainer	1	616256
27	BRACKET, striker, cubby box lock	1	611748
28	SCREW, striker bracket to fascia	2	511668
29	BUFFER, cubby box lid	1	613863

30	FITTING KIT, dash, chrome screws and cup washers <i>Includes items 31, 32.</i>	1	RR1463C
31	SCREW, dash to fascia	5	ZKC1601
32	WASHER, cup	5	CD24153
33	INSTRUMENT PANEL; to CT4398	1	610302
	from CT4399	1	612233
34	SCREW, instrument panel to fascia	2	YZ3404
35	SPIRE NUT	2	GHF712
36	ASH TRAY	1	627503X
37	RETAINER, for ashtray	1	612430
38	WASHER, locking	1	WL105001

39	NUT	1	HN2005
40	LEVER, vent	1	601656
41	KNOB, on lever	1	601678
42	SCREW, knob to handle	1	AB604021
43	RIVET, lever to fascia	1	RR606
44	RETAINER	1	FH3155
45	WASHER, thackery	1	AJD7722
46	SUPPORT CHANNEL, fascia to dash, cubby box support	1	610592
47	SCREW, channel support to dash	1	SH604041
48	WASHER, plain	1	GHF300
49	WASHER, locking	1	GHF331
50	SCREW, channel support to fascia	2	PX505
51	WASHER, plain	2	WP5
52	WASHER, locking	2	WL105001



CUBBY BOX - 815746

Cubby Box & Fittings

53	CUBBY BOX; original fibre board	1	815746
	plastic alternative	1	815746P
54	SCREW, cubby box to fascia	6	AB606039
55	SPIRE CLIP	6	FJ2443

Air Louvres

56	DUCT ASSEMBLY, fresh air control; RH	1	705217
	LH	1	705216
57	VALVE, air control assembly; RH	1	610415
	LH	1	610414
58	SPINDLE, air control valve	2	610416
59	WASHER, plain	2	WP167
60	SPIRE FIXING, retaining spindle	4	FX3203
61	KNOB, control	2	610418
62	PIVOT PIN, for control knob	2	610513
63	SPIRE CLIP	2	509872
64	SEAL, fresh air control	2	610777
65	SCREW; attaching air control bracket to fascia	2	PJZ602
	duct assemblies to fascia bracket	4	AB606039
66	SPIRE CLIP	4	FP10514
67	GRILLE, vent, pair	1	705001-2
68	SCREW, grille to fascia	4	511079
69	SPIRE CLIP	4	FJ2443
70	CLIP, grille to fascia <i>Alternative to items 68, 69.</i>	8	613018
71	SEAL, duct to plenum chamber	2	610639

Crash Pads

72	CRASH PAD, RH; RH steering	1	812091
	LH steering	1	808733
73	CRASH PAD, LH; RH steering	1	808732
	LH steering	1	812081
	CRASH PAD; RH (Alternative TR5 item)	1	812091
	LH (Alternative TR5 item)	1	812081
74	NUT, crash pads to fascia panel	6	HN2005
75	WASHER, locking	6	WL105001
76	WASHER, plain	6	WP5
77	PAD, dash top, no ashtray hole	1	904115
78	SWITCH PLINTH, trimmed	1	706882
79	PLATE, switch mounting	1	610817
80	REINFORCEMENT, switch mounting; to CT25934	1	569926
	from CT25935	1	610818
81	SCREW, reinforcement to fascia	1	SH604041
82	WASHER, locking	1	GHF331
83	NUT	1	GHF200
84	SCREW	2	RTC465
85	SPIRE NUT	2	FU2584

Fascia Support

86	BRACKET, lower fascia board; <i>Not North America</i>	1	612237
	<i>North America</i>	1	612488
87	SCREW, bracket to fascia	2	SH606061
88	WASHER, plain	2	GHF301
89	NUT, nyloc	2	GHF222
90	BRACKET, support, fascia to floor; to CT25934	1	566108
	from CT25935	1	806506
91	SCREW, chrome	2	624818
92	WASHER, chrome	2	WA108052
93	NUT, nyloc	2	GHF222
94	SCREW, bracket to chassis	4	GHF101
95	WASHER, plain	4	GHF300

MODELS WITHOUT HEATER

96	PLUG, blanking heater control	2	14A7031
97	NUT	1	GHF201
98	WASHER, locking	1	GHF332
99	SCREW	1	510066

MATCHING LOCK SET

100	MATCHING LOCK SET, <i>Includes five tumblers for ignition, doors, boot and cubby box, plus matched pair of "FP/FS" keys.</i>	1	RF4163
-----	---	---	--------

Interior Mirror

101	MIRROR ASSEMBLY, interior	1	614090
102	SCREW, mirror attaching	2	AD610042
103	NUT, fix	2	FJ2445

Sun Visors

Sun visors were offered as an optional extra on the TR4. They were a simple affair, being white and non-handed (i.e. the passenger's side visor did not incorporate a mirror, unlike later TRs). However, due to good availability of sunvisors for TRs generally, aside from the original style arrangement you could alternatively opt for a passenger's mirror, or black visors, or a combination thereof.

ORIGINAL STYLE

104	VISOR, white (original fitment)	2	812719
-----	---------------------------------	---	--------

ALTERNATIVE SPECIFICATIONS

105	VISOR, driver's; white	1	812719
	black	1	823421
106	VISOR, passenger's, with mirror; white		
	RH steering	1	812749
	LH steering	1	812759
	black		
	RH steering	1	823461
	LH steering	1	823471

The sun visor mountings listed are actually TR5/TR6 items; however they will fit TR4s so long as they are used as a complete installation.

107	MOUNTING KIT, for one pair of visors <i>Includes items 108-122.</i>	1	RR1461
-----	--	---	--------

108	SUN VISOR BAR, inner	2	812760
109	SUN VISOR BAR, LH outer	1	812761
110	SUN VISOR BAR, RH outer	1	812762
111	SUN VISOR MOUNT BRACKET, LH	1	812684
112	SUN VISOR MOUNT BRACKET, RH	1	812685

113	SCREW, pivot bar to bracket; hexagonal head original	2	SH604041
	countersunk alternative	2	SF604041

The screw that attaches the mounting bar to the visor bracket, should be located and locked in place with a liquid thread lock compound such as 'Loctite'. This is available as part number GAC100. The screw should be tightened sufficiently to allow the visor bar to pivot but not have excessive axial movement. The use of thread locking liquid or engineering adhesive is recommended to ensure the screws do not undo in service. If clearance problems with hex headed mounting bar screws are envisaged, the screw holes in the mounting bars may be countersunk and screws SF604041 substituted.

114	WASHER, plain	2	GHF300
115	WASHER, plain	2	WC701121
116	RETAINER, sun visor	2	622431
117	SCREW, retainer to frame	4	AB606051
118	WASHER, plain	4	WC705051
119	SCREW, bracket to frame	2	AD608084
120	NUT, Spire, in frame	2	FC2803
121	SCREW, bracket to frame	4	512156
122	NUT, fix, in frame	4	570145



No.	DESCRIPTION	QTY REQ.	PART No.
-----	-------------	----------	----------

TR4A-5-250

Metal Fascia Panel

TR4A

1	FASCIA PANEL ASS'Y;		
	RH Steering	1	903997
	LH Steering	1	903996
2	SCREW, fascia to scuttle rail	5	SE604041L
3	WASHER, locking	5	GHF331
4	NUT, square	5	NQ2707
5	RETAINER, nut	5	CN2
6	SCREW, fascia to 'A' post	2	GHF117
7	WASHER, locking	2	GHF331

TR5, TR250

8	FASCIA PANEL ASS'Y;		
	RH Steering, TR5	1	907668
	LH Steering, TR5, TR250	1	907669
9	NUT, metal fascia to scuttle rail	5	GHF200
10	WASHER, locking	5	GHF331
11	WASHER, plain	5	WC701121
12	SCREW, metal fascia to 'A' post tops	2	GHF117
13	WASHER, locking	2	GHF331

Wood Veneer Dash Panel

We supply both teak and walnut veneer dash panels (see photo). These dash panels also include the glovebox lid. In the price guide, each part no. has a 'teak' or 'walnut' suffix to determine its condition.

14	WOOD DASH PANEL;		
	RH Steering, TR4A	1	904154
	LH Steering, TR4A	1	904153
15	WOOD DASH PANEL;		
	RH Steering, TR5	1	907709
	LH Steering, TR5, TR250	1	907710

Dash Panel Fittings

16	HINGE KIT, chromed hinges & screws	1	RR1462C
17	HINGE, glove box lid, chromed	2	611565
18	SCREW, hinge to lid and fascia	10	511669
19	SCREW, hinge to lid and fascia	4	511668
20	CHECK LINK ASS'Y, metal	1	609745
21	SCREW, link to lid	2	511670
22	SCREW, link to fascia	2	510273
23	BRACKET, buffer, lid, TR4A	1	612988
24	BRACKET, buffer, lid, TR5, TR250	1	621695
25	BUFFER, rubber	1	613863
26	SCREW, wood, bracket to dash	2	511668
27	LOCK ASSEMBLY, cubby box, chrome	1	611584
28	PULL, finger, cubby box lock		
	TR4A; will fit TR5, TR250	1	609463
29	BRACKET, striker, cubby box lock	1	616275
30	SCREW, self tapping, bracket to fascia	2	AB606039
31	FITTING KIT, dash	1	RR1463C
	Includes chrome screws & cup washers, (32 & 33).		
32	SCREW, self tapping, chrome	5	ZKC1601
33	WASHER, cup, chrome	5	CD24153
34	ASH TRAY, TR4A	1	627503X
35	RETAINER, for ashtray, TR4A	1	612430
36	WASHER, locking, TR4A	1	WL105001
37	NUT, TR4A	1	HN2005
38	LEVER, vent lid operating	1	626687
39	KNOB, vent lid operating lever	1	601678
40	SCREW, knob to lever	1	AB604021
41	RIVET, pivot, lever to fascia	1	RR606
42	RETAINER, 'Truarc', pivotal rivet to fascia	1	FX3203
43	WASHER, Thackery, lever to fascia	1	AJD7722
44	CHANNEL, support, fascia to dash	1	610592
45	SCREW, support channel to dash	1	SH604041
46	WASHER, locking	1	GHF331
47	WASHER, plain	1	GHF300
48	SCREW, support channel to fascia	2	PX505
49	WASHER, locking	2	WL105001
50	WASHER, plain	2	WP5

Cubby Box & Fittings

51	CUBBY BOX;		
	original fibre board	1	815746
	plastic alternative	1	815746P
52	SCREW, self tapping	6	AB606039
53	SPIRE NUT	6	FJ2443

No.	DESCRIPTION	QTY REQ.	PART No.
-----	-------------	----------	----------

Air Louvres

TR4A

54	DUCT ASSEMBLY, fresh air control;		
	RH	1	705217
	LH	1	705216
55	VALVE, air control assembly;		
	RH	1	610415
	LH	1	610414
56	SPINDLE, air control valve	2	610416
57	WASHER, plain	2	WP167
58	SPIRE FIXING, retaining spindle	4	FX3203
59	KNOB, control	2	610418
60	PIVOT PIN, for control knob	2	610513
61	SPIRE CLIP	2	509872
62	SEAL, fresh air control	2	610777
63	SCREW;		
	attaching air control bracket to fascia	2	PJZ602
	duct assemblies to fascia bracket	4	AB606039
64	SPIRE CLIP	4	FP10514
65	GRILLE, vent, pair	1	705001-2
66	CLIP, grille to fascia	8	FJ2443
-	SCREW, grille to fascia	4	511079
67	SEAL, duct to plenum chamber	2	610639

TR5, TR250

68	LOUVRE ASSEMBLY, face, metal	2	713040
69	RING, clamping louvre to fascia	2	620408
70	CLAMP, louvre to fascia	4	620847
71	NUT, knurled	4	620848
72	WASHER, locking	4	WM704001
73	LOUVRE ASSEMBLY, footwell, metal	2	713040
74	BRACKET ASS'Y, footwell louvre;		
	RH	1	622133
	LH	1	622132
75	SCREW, self tapping	4	YZ3404
76	SPIRE NUT	4	GHF712
77	SCREW, clamping louvres in brackets	2	257020A
78	NUT	2	HN2005
79	WASHER, locking	2	WL105001
80	WASHER, plain	2	WP5

Crash Pads

81	CRASH PAD KIT;		
	includes dash top (with hole for ashtray), lower crash pads,		
	switch plinth and door top trim pads		
	TR4A RH steering	1	RF4165RHD
	TR4A LH steering	1	RF4165LHD
	TR5, TR250	1	RR1479
82	CRASH PAD, lower, TR4A,		
	RH, RH steering	1	812091
83	CRASH PAD, lower, TR4A;		
	LH, RH steering	1	808732
	RH, LH steering	1	808733
	LH, LH steering	1	812081
84	CRASH PAD, lower, RH, TR5 TR250	1	812091
85	CRASH PAD, lower, LH, TR5 TR250	1	812081
86	NUT, crash pad to fascia lower	6	HN2005
87	WASHER, locking	6	WL105001
88	WASHER, plain	6	WP5
89	CRASH PAD, dash top, no ashtray hole		
	TR4A	1	904115
90	CRASH PAD, dash top, with ashtray hole		
	TR5, TR250	1	811936
91	ASHTRAY ASSEMBLY, TR5, TR250	1	613186
92	SWITCH PLINTH, TR4A	1	809003
93	SWITCH PLINTH, TR5, TR250	1	718787
94	SCREW, plinth reinforcement to fascia	1	SH604041
95	WASHER, locking	1	GHF331
96	SCREW, self tapping	2	AD608054
97	SPIRE NUT, TR5, TR250	2	FU2584

Fascia Support Centre Console

98	BRACKET, filler, fascia support	1	616193
99	SCREW, bracket to fascia	2	GHF120
100	WASHER, plain	2	GHF301
101	NUT, nyloc	2	GHF222
102	SCREW, fascia support to bracket;		
	chromed, TR4A, TR250	2	624818
	TR5	2	SH605071
103	WASHER, plain, chromed	2	WA108052
104	WASHER, plain	2	GHF301
105	NUT, nyloc	2	GHF222
106	CAP, black plastic, TR5 (covering screw head)	2	623201

No.	DESCRIPTION	QTY REQ.	PART No.
-----	-------------	----------	----------

107	FASCIA SUPPORT BRACKET, TR4A	1	808682
108	FASCIA SUPPORT BRACKET, TR5, TR250	1	812001
109	MOULDED COVER, support bracket;		
	TR4A	1	808682MC
	TR5, TR250	1	812001MC
110	RECOVERING KIT;		
	black leather	1	RR1224LEATHER
	black vinyl	1	RR1224
111	SCREW, fascia support to floor	4	SH604121
112	WASHER, locking	4	GHF331
113	WASHER, plain	4	WC701121
114	PLATE, radio aperture blanking, fine grain	1	617069
115	SCREW, blanking plate;		
	chrome	2	512462
	black (alternative)	2	512461
116	WASHER, plain	2	WP5
117	WASHER, locking	2	WL105001
118	NUT	2	HN2005

Models Without Heater; TR4A

119	PLUG, blanking heater control	2	14A7031
120	NUT	1	GHF201
121	WASHER, locking	1	GHF332
122	SCREW	1	510066

Matching Lock Sets

123	MATCHING LOCK SET, TR4A	1	RF4163
	Includes five tumblers for ignition, doors, boot and cubby box, plus matched pair of "FP/FS" keys.		
124	MATCHING LOCK SET, TR5, TR250	1	RF4164
	Includes ignition tumbler, cubby box lock, door lock set and locking boot handle with matched pair of "FS" keys.		

Interior Mirror

TR4A

125	MIRROR ASSEMBLY, interior	1	614090
126	SCREW, mirror attaching	2	AD610042
127	NUT, fix	2	FJ2445

TR5, TR250

Note that the mirror head (and thus the assembly) listed here is the slightly different TR6 item, which nevertheless makes a very convincing replacement on TR5 & TR250.

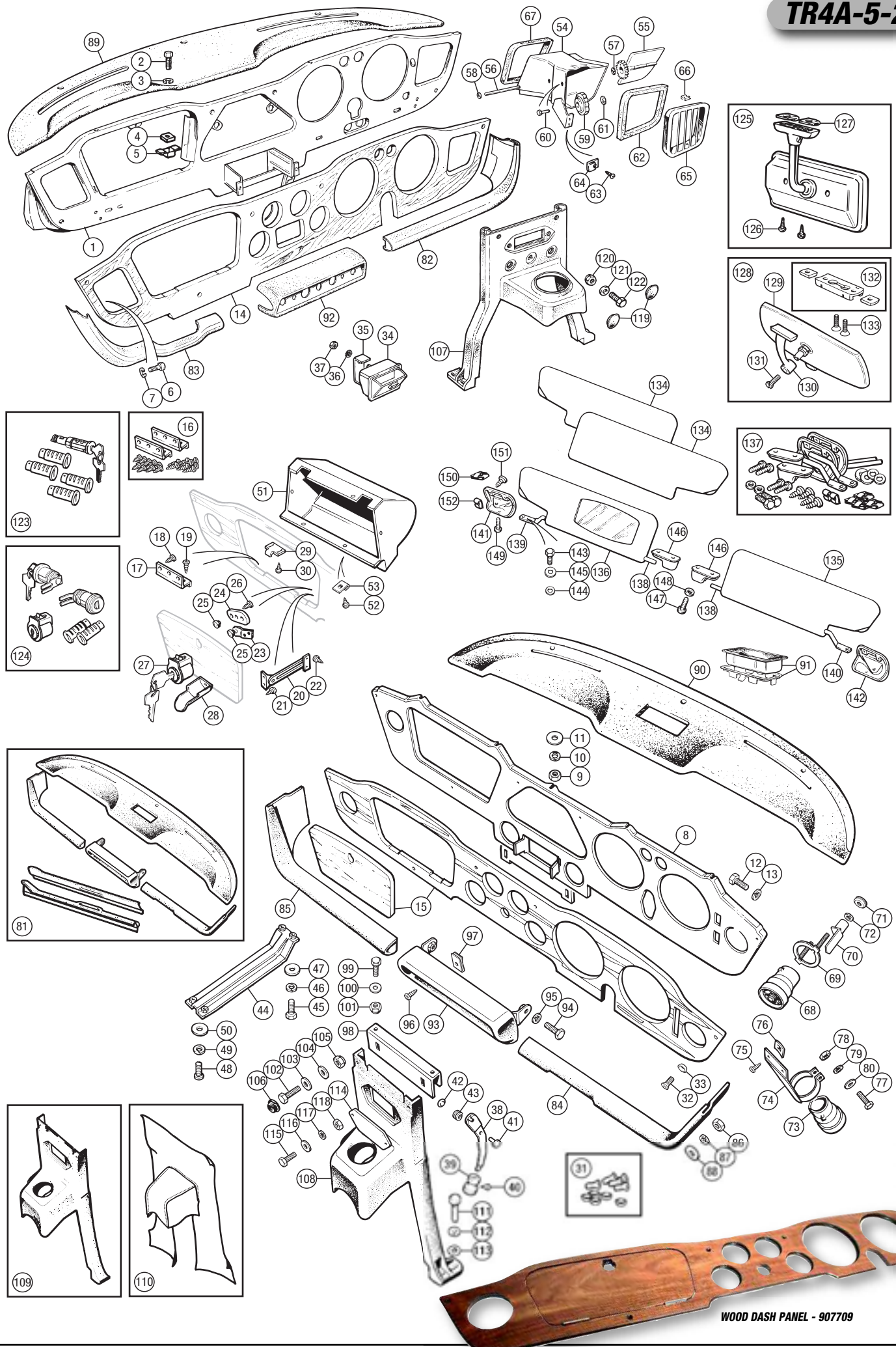
128	MIRROR ASSEMBLY, interior,		
	dipping type	1	632095
129	MIRROR HEAD	1	632091
130	MIRROR STEM	1	632095STEM
131	SCREW, mirror head to stem	1	SG104161
132	MIRROR MOUNTING KIT (3 pieces)	1	RTC1006
133	SCREW, mirror to windscreen frame	2	512461

Sun Visors

134	VISOR, white, TR4A	2	812719
135	VISOR, driver's, TR5, TR250		
	white	1	812719
	black	1	812711
136	VISOR, passenger's, TR5, TR250 (will fit TR4A);		
	white (with mirror)	1	812749
	RH steering	1	812759
	LH steering	1	812759
	black (with mirror)	1	812741
	RH steering	1	812751
	LH steering	1	812751
	The sun visor mountings listed are actually TR5/TR6 items; however they will fit TR4As so long as they are used as a complete installation.		
137	MOUNTING KIT, for one pair of visors	1	RR1461
	Includes items 138-152.		
138	SUN VISOR BAR, inner	2	812760
139	SUN VISOR BAR, LH outer	1	812761
140	SUN VISOR BAR, RH outer	1	812762
141	SUN VISOR MOUNT BRACKET, LH	1	812684
142	SUN VISOR MOUNT BRACKET, RH	1	812685
143	SCREW, pivot bar to bracket;		
	hexagonal head original	2	SH604041
	countersunk alternative	2	SF604041

The screw that attaches the mounting bar to the visor bracket, should be located and locked in place with a liquid thread lock compound such as 'Loctite'. This is available as part number GAC100. The screw should be tightened sufficiently to allow the visor bar to pivot but not have excessive axial movement. The use of thread locking liquid or engineering adhesive is recommended to ensure the screws do not undo in service. If clearance problems with hex headed mounting bar screws are envisaged, the screw holes in the mounting bars may be countersunk and screws SF604041 substituted.

144	WASHER, plain	2	GHF300
145	WASHER, plain	2	WC701121
146	RETAINER, sun visor	2	622431
147	SCREW, retainer to frame	4	AB606051
148	WASHER, plain	4	WC705051
149	SCREW, bracket to frame	2	AD608084
150	NUT, Spire, in frame	2	FC2803
151	SCREW, bracket to frame	4	512156
152	NUT, fix, in frame	4	570145



WOOD DASH PANEL - 907709

TR2-4

HOOD & FRAME - TR2-4



Hood Cover & Fittings TR2, TR3, TR3A

The type of hood cover used depends on whether wedge-fitting or Dzus-fitting sidescreens are used. Thus, if you have an early car equipped however with the later Dzus-fitting sidescreens, then the later TR3A type hood cover is the one for you.

Alongside best quality vinyl, we also offer double duck (canvas) and mohair materials as an alternative. Please enquire for special colours hoods available to (pre-paid) orders.

Please see page 261 for Hood Care Products.

TR2, TR3, TR3A to TS28825; For Wedge Fitting Sidescreens

1 HOOD COVER;		
P.V.C., black	1	703169
P.V.C., blue vynide	1	703169BLUE
P.V.C., tan vynide	1	703169TAN
P.V.C., red vynide	1	703169RED
P.V.C., white	1	703169WHITE
double duck, black	1	703169DUCK
mohair, black	1	703169MOHBLACK
mohair, blue	1	703169MOHBLUE
mohair, beige	1	703169MOHBEIGE
mohair, brown	1	703169MOHBROWN
mohair, red	1	703169MOHRED

TR3A from TS28826; For Dzus Fitting Sidescreens

1 HOOD COVER;		
P.V.C., black, standard	1	704108STD
P.V.C., black, vynide	1	704108
P.V.C., blue, vynide	1	704108BLUE
P.V.C., tan, vynide	1	704108TAN
P.V.C., red, vynide	1	704108RED
P.V.C., white, vynide	1	704108WHITE
double duck, black	1	704108DUCK
mohair, black	1	704108MOHBLACK
mohair, blue	1	704108MOHBLUE
mohair, beige	1	704108MOHBEIGE
mohair, brown	1	704108MOHBROWN
mohair, red	1	704108MOHRED

Standard size Tenax fasteners - see below - may be used to replace the smaller, original baby Tenax design used on TR2s to TS5513 (not listed here), but only if both fasteners and pegs are changed.

TENAX WINDSCREEN FITTINGS

2 FASTENER ASS'Y, 'Tenax', hood to screen frame	10	TFS106
<i>Includes nut.</i>		
3 FASTENER, Tenax	10	552964
4 NUT, fastener to hood	10	551684
5 PEG, 'Tenax', windscreen frame	10	553827
<i>Chromed frames.</i>		
6 PEG, 'Tenax', windscreen frame	10	553837
<i>Aluminium frames, includes nut.</i>		

TENAX BODY FITTINGS; TR2 to TS5255

7 FASTENER ASS'Y, 'Tenax', hood to body	14	TFS106
<i>Includes nut.</i>		
8 FASTENER, Tenax	14	552964
9 NUT, Tenax fastener to hood	14	551684
10 PEG, 'Tenax', threaded, on body	12	TFP1006
11 WASHER, locking	12	WL105001
12 NUT, plain	12	HN2005
13 PEG, 'Tenax', self tapping, on body	2	552392
14 WASHER, leather	14	54902

'LIFT-THE-DOT' BODY FITTINGS;

TR2 from TS5256, TR3, TR3A

15 FASTENER ASSEMBLY, 'lift-the-dot'	14	RW3156
<i>Includes socket and plate, items 16 & 17 (one of each).</i>		
16 SOCKET, 'lift-the-dot', hood to body	14	552650
17 PLATE, clinch, socket to hood	14	552651
18 PEG, 'lift-the-dot', on body	12	552669
19 WASHER, locking	12	WL105001
20 NUT, plain	12	HN2005
21 PEG, 'lift-the-dot', self tapping, on body	2	552670
22 WASHER, leather	14	54902

Hood Frame & Fittings TR2, TR3, TR3A

23 HOOD FRAME ASS'Y	1	800542
24 PIVOT & BODY BRACKET ASSY, LH	1	602024
25 PIVOT & BODY BRACKET ASSY, RH	1	602025
26 SCREW, pivot bracket to quarter panel	4	TK4708P
27 WASHER, plain	2	WB110061
28 SCREW, main link to pivot bracket	2	602029
29 HOOD FRAME WEBBING KIT	1	RW3228
<i>Includes items 30-33.</i>		
30 WEBBING, hood frame, black (1.5m long)	2	RB7318
31 PLATE, webbing	8	602030
32 SCREW, plate to frame sticks	12	YA163
33 SCREW, plate to tonneau panel	2	PX505

Fixings Kits TR2, TR3, TR3A

HOOD FIXINGS KITS

TR2 to TS5255 (all Tenax type)

34 HOOD FITTING KIT, all Tenax	1	RW3157
<i>Includes items 2, 7.</i>		

TR2 from TS5256, TR3, TR3A (Tenax & 'lift-the-dot' type)

35 HOOD FITTING KIT, Tenax & lift-the-dot'	1	RW3158
<i>Includes items 2, 15.</i>		

BODY PEG KITS

TR2 to TS5255 (Tenax type)

36 BODY PEG KIT, Tenax type	1	RW3159
<i>Includes items 10-14, plus the following from other body sections of the catalogue;</i>		
PEG, 'Tenax', door & scuttle	16	552391
WASHER, leather	16	54902
PEG, 'Tenax', threaded, on capping for hood stick cover	2	TFP1006
WASHER, locking	2	WL105001
NUT, plain	2	HN2005
WASHER, leather	2	54902

TR2 from TS5256, TR3, TR3A to TS60000 ('lift-the-dot' type)

37 BODY PEG KIT, 'lift-the-dot' type	1	RW3160
<i>Includes items 18-22, plus the following from other body sections of the catalogue;</i>		
PEG, 'lift-the-dot', door & scuttle	16	552667
WASHER, leather	16	54902
PEG, 'lift-the-dot', on capping for hood stick cover	2	552669
WASHER, locking	2	WL105001
NUT, plain	2	HN2005
WASHER, leather	2	54902

TR3A from TS60001 ('lift-the-dot' type)

38 BODY PEG KIT, 'lift-the-dot' type	1	RW3161
<i>Includes items 18-22, plus the following from other body sections of the catalogue;</i>		
PEG, 'lift-the-dot', on scuttle	8	552670
PEG, 'lift-the-dot', on door skin	8	552669
WASHER, locking	8	WL105001
NUT, plain	8	HN2005
WASHER, leather	16	54902
PEG, 'lift-the-dot', on capping for hood stick cover	2	552669
WASHER, locking	2	WL105001
NUT, plain	2	HN2005
WASHER, leather	2	54902

WINDSCREEN PEG KIT Chromed frames only

39 WINDSCREEN PEG KIT	1	RW3162
<i>Includes item 5.</i>		

40 TENAX TOOL	1	GAC5063X
---------------	---	----------

Hood Cover & Fittings TR4

Alongside best quality vinyl, we also offer double duck (canvas) and mohair materials as an alternative. Please enquire for special colours hoods available to (pre-paid) orders.

Please see page 261 for Hood Care Products.

41 HOOD COVER;		
P.V.C., black	1	705963BLACK
P.V.C., tan	1	705963TAN
P.V.C., white	1	705963WHITE
P.V.C., beige	1	705963BEIGE
P.V.C., blue	1	705963BLUE
P.V.C., red	1	705963RED
double duck, black	1	705963DUCK
mohair, black	1	705963MOHBLACK
mohair, beige	1	705963MOHBEIGE
mohair, blue	1	705963MOHBLUE
mohair, brown	1	705963MOHBROWN
mohair, red	1	705963MOHRED

42 STIFFENER METALS & HOOKS KIT	1	RF4168
<i>Includes items 43-47.</i>		

43 HOOD STIFFENER, front, set of 3	1	806696MET
44 HOOD STIFFENER, side	2	705963MET
45 HOOK, side valance	2	613767
46 TUBULAR RIVET, hook and stiffener	16	563032
47 RIVET CAP	16	565756
48 BRACKET, hook to screen frame	2	611895
49 POPPER (MALE), hood to screen frame, silver	2	7H9864
50 POPPER (FEMALE), hood to screen frame, silver	2	554517
51 STUD, on screen frame capping, silver	2	610624
52 POP RIVET, stud to capping	2	713531
53 POPPER (MALE), hood to hood frame, silver	6	7H9864
54 POPPER (FEMALE), hood to hood frame, silver	6	554517
55 BASE, stud to hood fabric	4	713521
56 STUD, hood to hood frame, silver	6	610624
57 POP RIVET, stud to hood frame	2	713531
58 FASTENER ASSEMBLY, 'lift-the-dot'	16	RW3156
<i>Includes socket and plate, items 59 & 60 (one of each).</i>		
59 SOCKET, 'lift-the-dot', hood to body	16	552650
60 CLINCH PLATE, 'lift-the-dot'	16	552651
61 HOOD PEG, tonneau capping; long	2	611670
short	14	LFP116
62 SCREW, hood peg to tonneau capping	32	EYP10012

Hood Frame & Fittings TR4

63 HOOD FRAME ASSEMBLY	1	850405
64 PIVOT BRACKET & FITTINGS KIT	1	RF4167
<i>Includes items 65-68.</i>		
65 PIVOT & BODY BRACKET ASSEMBLY; LH	1	602024
RH	1	602025
66 SCREW, main link to body pivot bracket	2	602029
67 WASHER, plain	4	WB110061
68 SCREW, pivot bracket to quarter panel	4	TK4708P
69 HOOD FRAME WEBBING KIT	1	RF4169
<i>Includes items 70, 71, 74, 75.</i>		
70 WEBBING, black (1.5m long)	2	RB7318
71 FASTENER ASSEMBLY, 'lift-the-dot'	16	RW3156
<i>Includes socket and plate.</i>		
72 SOCKET, 'lift-the-dot' on webbing	2	552650
73 CLINCH PLATE, for above	2	552651
74 PLATE, webbing to hoodsticks	6	602030
75 SCREW, securing plate and webbing to hoodsticks	12	YA163

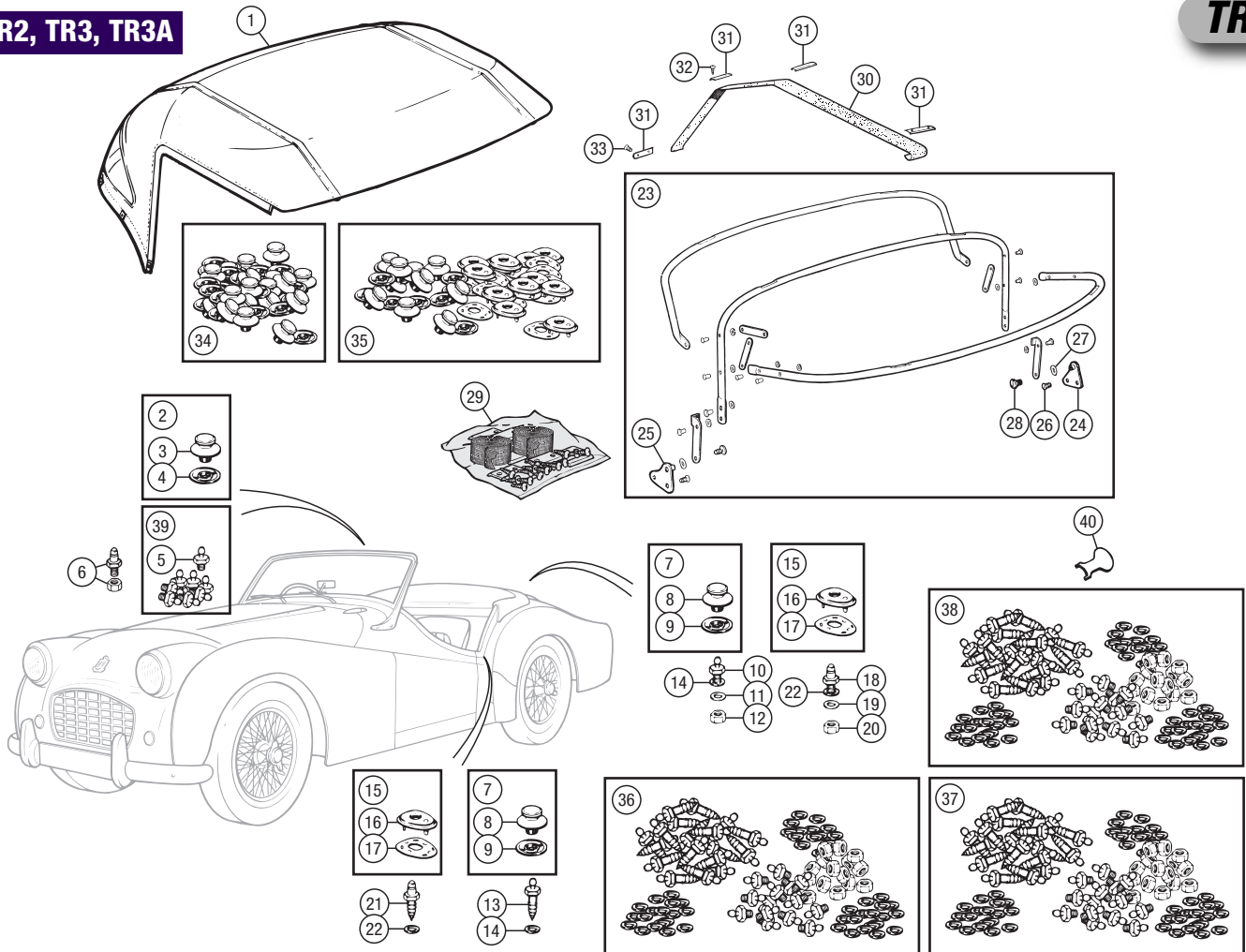
Hood Fitting Kit TR4

76 HOOD FITTING KIT, silver poppers	1	RF4170S
<i>Includes items 43-60.</i>		
77 DURABLE DOT TOOL, 2-piece	1	RX1342

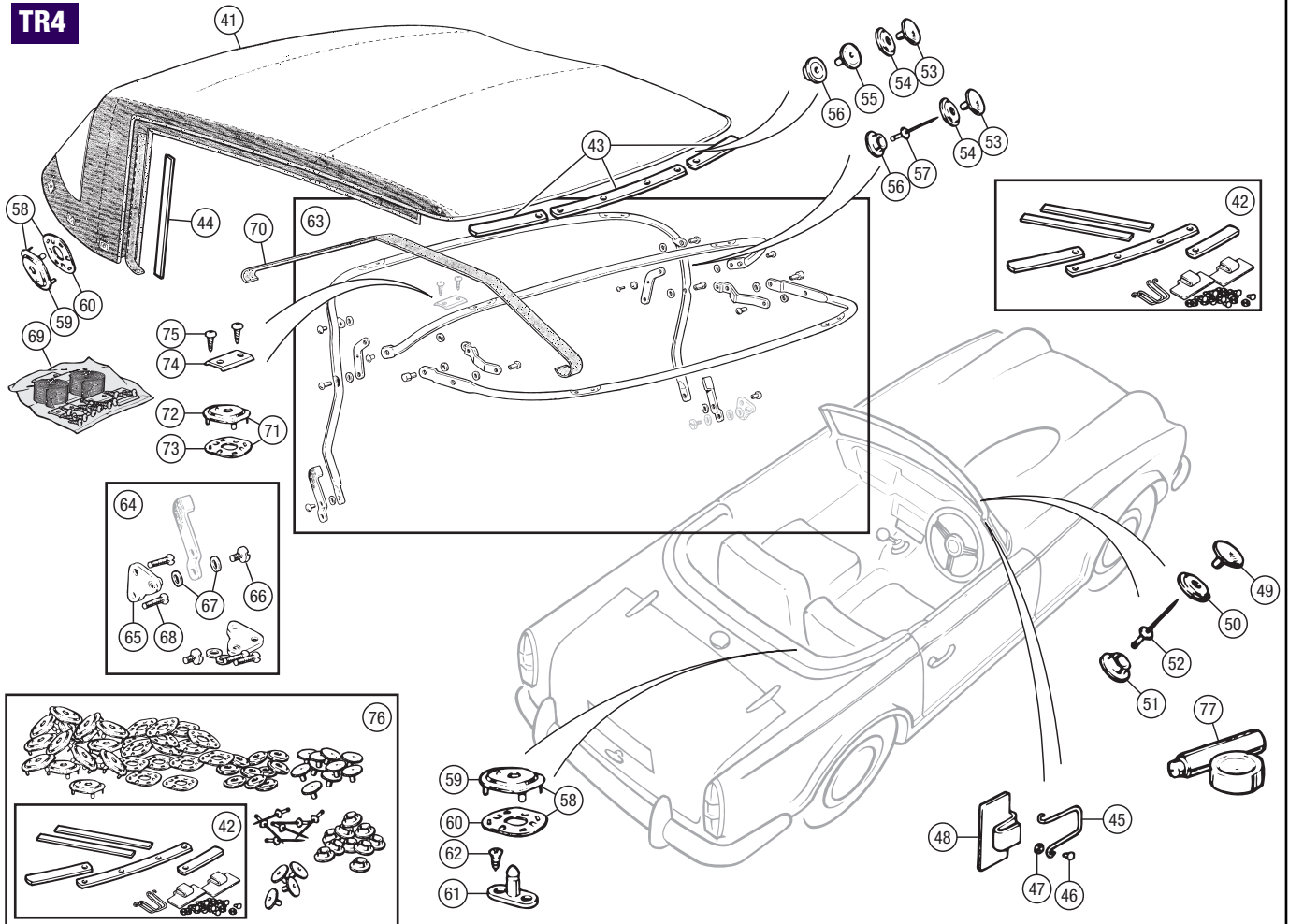
TR2, TR3, TR3A

TR2-4

HOOD & FRAME - TR2-4



TR4



TR4A-5-250

Hood Cover & Fittings

HOOD COVERS; TR4A

1 HOOD COVER;		
P.V.C., black	1	572598BLACK
P.V.C., tan	1	572598TAN
P.V.C., white	1	572598WHITE
P.V.C., beige	1	572598BEIGE
P.V.C., blue	1	572598BLUE
P.V.C., red	1	572598RED
double duck, black	1	572598DUCK
mohair, black	1	572598MOHBLACK
mohair, beige	1	572598MOHBEIGE
mohair, blue	1	572598MOHBLUE
mohair, brown	1	572598MOHBROWN
mohair, red	1	572598MOHRED

HOOD COVERS;

TR5, TR250 (TR6 Type With Zip Out Rear Window)

TR5 and TR250 hood covers are now all supplied with the very desirable TR6 feature of a zip out rear window.

1 HOOD COVER;		
original quality, black	1	822021ORIG
original quality, black	1	822021ORIG-F
With reflective stripe		
P.V.C., black	1	822021STD
P.V.C., white	1	822021WHITE
P.V.C., beige	1	822021BEIGE
P.V.C., tan	1	822021TAN
P.V.C., blue	1	822021BLUE
P.V.C., red	1	822021RED
double duck, black	1	822021DUCK
mohair, black	1	822021MOHBLACK
mohair, beige	1	822021MOHBEIGE
mohair, blue	1	822021MOHBLUE
mohair, brown	1	822021MOHBROWN
mohair, red	1	822021MOHRED

2 WINDOW, rear, Vyback	1	916582
For TR6 type hood.		
3 ZIPPER, rear window	1	RR1202
For TR6 type hood.		
4 RETAINER BAR, hood to rear deck	1	812832

HOOD FITTINGS; TR4A

5 PEG, 'Lift-The-Dot',		
in hood and retainer bar	7	565349
6 FASTENER, peg to hood		
and retainer bar	7	571242
7 HOOD POPPER (MALE);		
black	6	ZKC751
white	6	713499
silver	6	ZKC751S
8 HOOD POPPER (FEMALE);		
black	6	713501
silver	6	554517
9 RIVET, 'pop' type	6	713531
10 STUD;		
black	6	713511
silver	6	610624
11 LOOP, side valance to		
windscreen frame	2	613767
12 RIVET, securing hook & stiffener	4	563032
13 CAP, rivet	4	565756
14 HOOK, windscreen frame	2	611895
15 HOOK POPPER & PEG KIT;		
Inc. items 5-10.		
with black poppers	1	RF4213
with silver poppers	1	RF4213S

HOOD FITTINGS; TR5, TR250

15 HOOD POPPER KIT;		
To secure hood corners. Inc. 8 poppers, studs and rivets.		
with black poppers	1	RR1280
with silver poppers	1	RR1280S
16 HOOD POPPER (MALE);		
black	8	ZKC751
white	8	713499
silver	6	ZKC751S
17 HOOD POPPER (FEMALE);		
black	8	713501
silver	8	554517
18 RIVET	13	713531
19 STUD;		
black	13	713511
silver	13	610624
20 WASHER, plain	7	WC705051
21 PAD, foam, protective	7	631771
22 SCREW, self tapping	12	EYP10012
23 WASHER, plain	2	WC705051

Hood covers are available in several types of material.

ORIGINAL QUALITY (TR5/250 black only) is indistinguishable from original in weight, pattern and texture and is manufactured using the original factory 'Buck'.

HIGH QUALITY PVC (black, white, beige, tan, blue and red) is a very close match to the original in addition to being UV stabilised and fire retardant.

DOUBLE DUCK CANVAS (black only) is made from 20oz. material (without inner lining) and is a popular alternative to PVC - and is not as expensive as mohair.

MOHAIR (black, brown, blue, red and beige) is a very high quality material (with headlining) that resists both colour fading and creasing.

The choice is yours!

All our hood covers are supplied with hood poppers and body studs which can be fitted 'in situ' to ensure a proper fit. Please enquire for special colour hoods available to (pre-paid) order.

HOOD CARE PRODUCTS

Please see page 261 for Hood Care Products.

Hood Frame & Fittings

24 HOOD FRAME ASSEMBLY;		
TR4A	1	(904015)
TR5, TR250	1	(907348)
TR6 (may be used on TR5, TR250)		
reproduction without header rail	1	908709NHR
25 HEADER RAIL;		
TR4A	1	808355
TR5, TR250	1	713021
26 RIVET	2	RF2710
27 WASHER, plain	2	GHF300
28 RIVET, guide link to front cantrail	2	RF2708
29 WASHER, plain	2	WP127
30 RIVET	2	RF2714
31 WASHER, spacer	2	GHF300
32 WASHER, plain	2	WP127
33 RIVET	2	RF2708
34 WASHER, plain	2	WP127
35 RIVET	2	RF2710
36 WASHER, plain	2	GHF300
37 RIVET, TR4A	4	RF2710
38 WASHER, plain, TR4A	4	WP127
39 SCREW, TR5, TR250	2	GHF117
40 WASHER, plain, TR5, TR250	4	WP127
41 NUT, nyloc, TR5, TR250	2	GHF221
42 RIVET	2	RF2712
43 WASHER, plain	2	GHF300
44 RIVET	2	RF2710
45 WASHER, plain	2	WP127
46 RIVET, link to cantrail, TR4A	2	RF2714
47 WASHER, plain, TR4A	2	WP127
48 BOLT, link to cantrail, TR5, TR250	2	BH604101
49 WASHER, plain, TR5, TR250	4	WM832
50 WASHER, plain, TR5, TR250	2	WP127
51 NUT, nyloc, TR5, TR250	2	GHF221
52 RIVET	2	RF2710
53 WASHER, plain	2	WP127
54 RIVET, TR4A	2	RF2710
55 WASHER, plain, TR4A	2	WP127
56 SCREW, TR5, TR250	2	SH604071
57 WASHER, plain, TR5, TR250	6	WP127
58 NUT, nyloc, TR5, TR250	2	GHF221
59 RIVET	2	RF2710
60 WASHER, plain	2	WP127

BUFFER; TR4A

61 BUFFER, rubber, main link	2	615561
62 BOLT, buffer to main link	2	GHF101
63 NUT, jam	2	GHF200
64 WASHER, plain	2	WC701121
65 NUT	2	GHF200

BUFFER; TR5, TR250

(not supplied as part of hood frame assembly)

66 BUFFER, rubber, main link	2	622377
67 RIVET, buffer to main link	2	620636
68 WASHER, plain	2	WP5
69 HOOD FRAME 'TWILL' MATERIAL SET,		
covers rails and hood sticks	1	RS1631
70 STUD, hood to frame;		
black	5	713511
silver	5	610624
71 RIVET, 'Pop' type	5	713531
72 POPPER (MALE);		
black	5	ZKC751
silver	5	ZKC751S
73 POPPER (FEMALE);		
black	5	713501
silver	5	554517

ADDITIONAL FITTING COMPONENTS; TR4A, TR5, TR250

74 SEAL & CHANNEL KIT, header rail	1	RR1464
Includes items 75-79.		
75 RETAINER CHANNEL, centre	1	713036
76 RETAINER CHANNEL, outer, LH	1	713037
77 RETAINER CHANNEL, outer, RH	1	713038
78 RIVET, 'Pop' type	9	713531
79 SEAL, header rail	1	616187
80 WEBBING KIT Includes items 81-84.	1	RR1484
81 HOOD WEBBING (1.5m long)	2	RB7318
82 WIRE, webbing end loop	2	571097
84 PLATE, webbing retaining	8	602030
84 RIVET, 'Pop' type	16	713531
85 SCREW, retainer bar	5	GHF117
86 WASHER, locking	5	GHF331
87 NUT, in rear deck	5	GHF200
88 SCREW, countersunk	6	516158

HOOD OVER-CENTRE CATCH; TR4A

89 HOOD CATCH ASSEMBLY,		
on hood frame	2	609331
90 HOOD CATCH ASSEMBLY,		
on windscreen frame	2	609332
91 SCREW, catch to hood and		
windscreen frames	8	CMP308
92 WASHER, plain, on hood frame screw	4	WC106041
93 NUT, on hood frame screw	4	HN2005
94 WASHER, shakeproof	8	WL105001

HOOD CLOSING HANDLE; TR5, TR250

95 HANDLE ASSEMBLY, hood closing;		
LH, TR5, TR250 original	1	621755
RH, TR5, TR250 original	1	621756
unhanded, replacement	2	623469
96 HANDLE, hood closing	2	621757
97 ESCUTCHEON	2	621759
98 WASHER, waved	2	621758
99 SCREW, countersunk, metric	2	SF104123
100 PIN ASSEMBLY, locking	2	623431
101 SCREW, countersunk	4	KX4505
102 WASHER, plain	4	WP5
103 WASHER, shakeproof	4	WF702101
104 NUT	4	HN2005

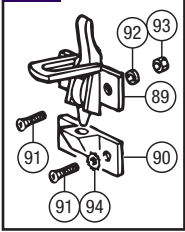
ADDITIONAL FITTING COMPONENTS; TR4A, TR5, TR250

105 SEAL & CHANNEL KIT, cantrail, black1		RR1465
Includes items 106-109.		
106 RUBBER, sealing, front	2	627153
107 RETAINER CHANNEL, front	2	621281
108 RUBBER, sealing, rear	2	627153
109 RETAINER CHANNEL, rear	2	712400
110 SCREW, retainer to cantrail	18	PX453
111 WASHER, plain	18	WP4
112 WASHER, shakeproof	18	WF703081
113 NUT	18	UCN116L
114 VELCRO STRIP SET, 4 pieces;		
black	1	RR1228
white	1	RR1228WHITE
115 FOAM STRIP, behind channel	2	631760
116 HOOD POPPER FIXING TOOL	1	RX1342

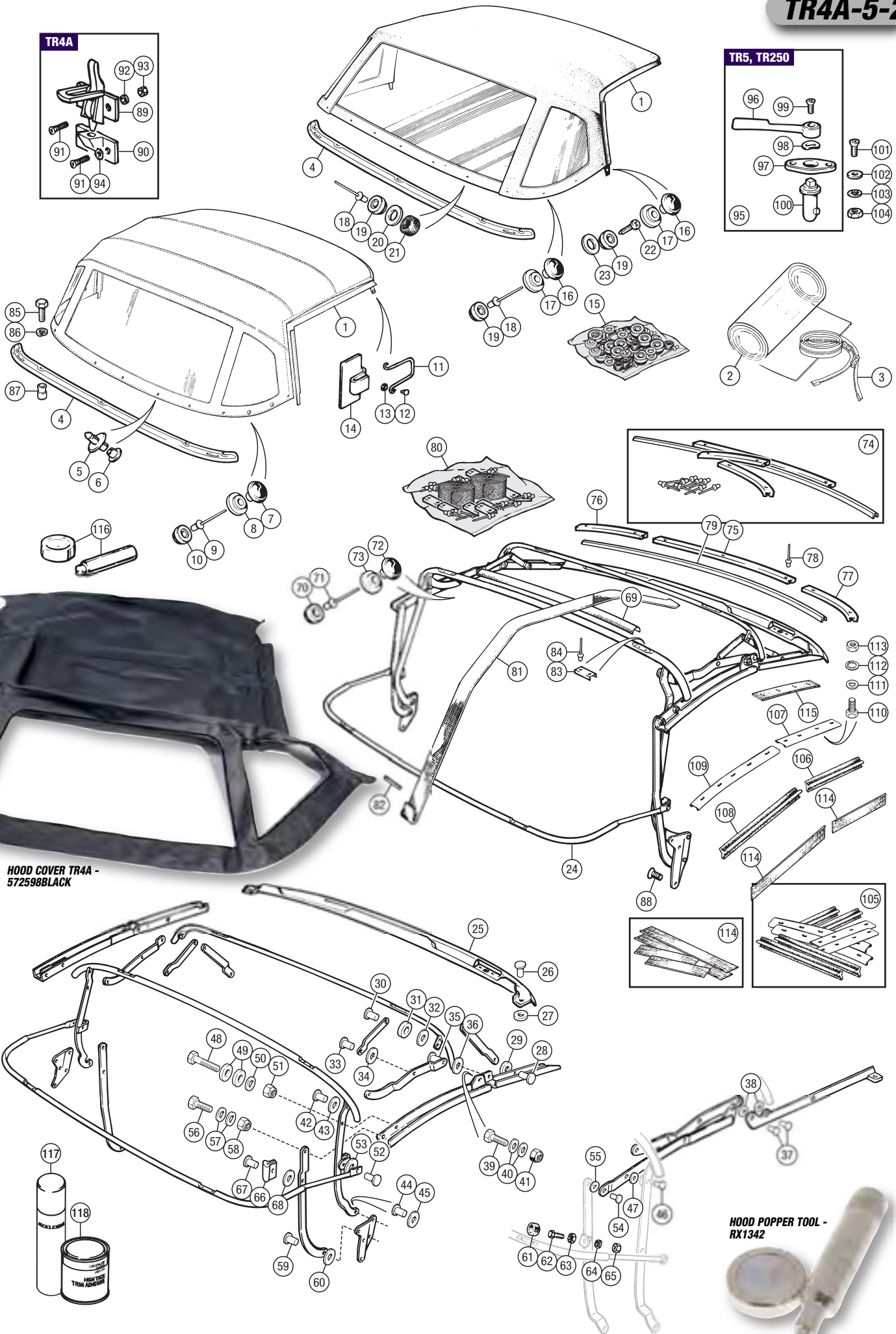
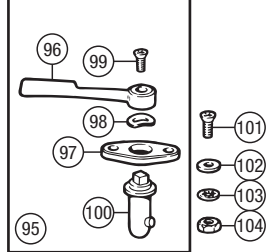
Trim Adhesive

TRIM ADHESIVE, contact type;		
117 370g aerosol	A/R	RX1353A
118 1 litre tin	A/R	RX1353

TR4A



TR5, TR250



HOOD COVER TR4A -
572598BLACK

HOOD POPPER TOOL -
RX1342

ALL MODELS

Tonneau Covers TR2, TR3, TR3A

1 TONNEAU COVER; <i>Alongside best quality vinyl, we also offer double duck (canvas) and mohair materials as an attractive alternative, perhaps to complement a hood cover of the same material. Please enquire for special colour tonneau covers available to (pre-paid) orders.</i>			
RH steering			
black, PVC	1		559479
black, double duck	1		559479DUCK
black, mohair	1		559479MOHBLACK
white, PVC	1		559483
LH steering			
black, PVC	1		559478
black, double duck	1		559478DUCK
black, mohair	1		559478MOHBLACK
white, PVC	1		559482

Tonneau covers are supplied to the later, post-TS41743 specification and as such it is recommended that a pair of sail eyelets be used to secure the quarter panel area, irrespective of the fasteners used elsewhere.

Tonneau Cover Fittings TR2, TR3, TR3A

TENAX FITTINGS; TR2 to TS5255			
2 FASTENER ASS'Y, Tenax, <i>Includes nut.</i>	30		TFS106
3 FASTENER, Tenax	30		552964
4 NUT, fastener to tonneau cover	30		551684
5 PEG, 'Tenax', door & scuttle	16		552391
6 WASHER, leather	16		54902

Standard size Tenax fasteners - shown above - may be used to replace the smaller, original baby Tenax design used on TR2s to TS5513 (not listed here), but only if both fasteners and pegs are changed.

'LIFT-THE-DOT' FITTINGS; TR2 from TS5256, TR3, TR3A to TS41742			
7 FASTENER ASSEMBLY, 'lift-the-dot' <i>Includes socket and plate, items 8 & 9 (one of each).</i>	30		RW3156
8 SOCKET, 'lift-the-dot', on cover	30		552650
9 PLATE, clinch, socket to cover	30		552651
10 PEG, 'lift-the-dot', door & scuttle	16		552667
11 PEG, 'lift-the-dot', on scuttle	8		552670
12 PEG, 'lift-the-dot', on door skin	8		97H717X
13 WASHER, locking	8		WL105001
14 NUT, plain	8		HN2005
15 WASHER, leather	16		54902

'LIFT-THE-DOT' FITTINGS WITH SAIL EYELETS; TR3A from TS41743			
16 FASTENER ASSEMBLY, 'lift-the-dot' <i>Includes socket and plate, items 17 & 18 (one of each).</i>	30		RW3156
17 SOCKET, 'lift-the-dot', on cover	30		552650
18 PLATE, clinch, socket to cover	30		552651
19 SAIL EYELET	2		618177
20 SAIL EYELET RING	2		618178

Hood Stick Covers TR2, TR3, TR3A

21 HOOD STICK COVER, PVC; <i>Other colours and materials available to special (pre-paid) order.</i>			
black	1		559444
white	1		559446

HOOD CARE PRODUCTS
SEE PAGE 261



Hood Stick Cover Fittings TR2, TR3, TR3A

TENAX FITTINGS; TR2 to TS5255			
22 FASTENER ASS'Y, Tenax, <i>Includes nut.</i>	cover to body	14	TFS106
23 FASTENER, Tenax		14	552964
24 NUT, fastener to hood stick cover		14	551684
25 PEG, 'Tenax', threaded, on capping for hood stick cover		2	TFP1006
26 WASHER, locking		2	WL105001
27 NUT, plain		2	HN2005
28 WASHER, leather		2	54902

Standard size Tenax fasteners - shown above - may be used to replace the smaller, original baby Tenax design used on TR2s to TS5513 (not listed here), but only if both fasteners and pegs are changed.

LIFT-THE-DOT' FITTINGS; TR2 from TS5256, TR3, TR3A			
29 FASTENER ASSEMBLY, 'lift-the-dot' <i>Includes socket and plate, items 30 & 31 (one of each).</i>	14		RW3156
30 SOCKET, 'lift-the-dot', cover to body	14		552650
31 PLATE, clinch, socket to cover	14		552651
32 PEG, 'lift-the-dot', on capping	2		97H717X
33 WASHER, locking	2		WL105001
34 NUT, plain	2		HN2005
35 WASHER, leather	2		54902

Body Fittings Kits TR2, TR3, TR3A

TR2 to TS5255 (Tenax type)			
36 BODY PEG KIT, Tenax type <i>Includes items 5, 6, 25-28, plus 14 body-fitted Tenax pegs... shared with the hood and listed in that section.</i>	1		RW3163

TR2 from TS5256, TR3, TR3A to TS60000 ('lift-the-dot' type)			
37 BODY PEG KIT, 'lift-the-dot' type <i>Includes items 10, 15, 32-35, plus 14 body-fitted 'lift-the-dot' pegs... shared with the hood and listed in that section.</i>	1		RW3164

TR3A from TS60001 ('lift-the-dot' type)			
38 BODY PEG KIT, 'lift-the-dot' type <i>Includes items 11-15, 32-35, plus 14 body-fitted 'lift-the-dot' pegs... shared with the hood and listed in that section.</i>	1		RW3165

39 TENAX TOOL	1		GAC5063X
40 SAIL EYELET TOOL, 2-piece	1		RX1384

Tonneau Covers TR4, TR4A, TR5, TR250

Alongside best quality vinyl, we also offer double duck (canvas) and mohair materials as an attractive alternative, perhaps to complement a hood cover of the same material. Please enquire for special colour tonneau covers available to (pre-paid) orders. Please note that part numbers listed are for covers without head rest pockets. Refer to TR6 Catalogue if you have head rest type seats fitted.

41 TONNEAU COVER; TR4 TONNEAU COVER			
RH steering			
black, PVC	1		705990BLACK
white, PVC	1		705990WHITE
double duck, black	1		705990DUCK
mohair, black	1		705990MOHBLACK
LH steering			
black, PVC	1		705989BLACK
white, PVC	1		705989WHITE
double duck, black	1		705989DUCK
mohair, black	1		705989MOHBLACK
TR4A TONNEAU COVER			
RH steering			
black, PVC	1		708679BLACK
white, PVC	1		708679WHITE
double duck, black	1		708679DUCK
mohair, black	1		708679MOHBLACK
LH steering			
black, PVC	1		708678BLACK
white, PVC	1		708678WHITE
double duck, black	1		708678DUCK
mohair, black	1		708678MOHBLACK
TR5, TR250 TONNEAU COVER			
RH steering			
black, PVC	1		822051-STD
white, PVC	1		822051-SUPWHITE
double duck, black	1		822051DUCK
mohair, black	1		822051MOHBLACK
LH steering			
black, PVC	1		822061-STD
white, PVC	1		822061-SUPWHITE
double duck, black	1		822061DUCK
mohair, black	1		822061MOHBLACK

Tonneau Cover Fittings TR4, TR4A, TR5, TR250

42 FITTING KIT, tonneau cover; <i>TR4, includes items 43, 44, 51-54</i>			
black poppers	1		RF4171
silver poppers	1		RF4171S
<i>TR4A, includes items 45-48, 51-54</i>			
black poppers	1		RF4172
silver poppers	1		RF4172S
<i>TR5, TR250, includes items 49-54</i>			
black poppers	1		RF4173
silver poppers	1		RF4173S

REAR DECK AREA; TR4			
43A FASTENER ASSEMBLY, 'lift-the-dot' <i>Includes socket & plate, items 43B & 44 (1 of each).</i>	16		RW3156
43B SOCKET, 'lift-the-dot', cover to body	16		552650
44 CLINCH PLATE, 'lift-the-dot'	16		552651

REAR DECK AREA; TR4A			
45A FASTENER ASSEMBLY, 'lift-the-dot' <i>Includes socket & plate, items 45B & 46 (1 of each).</i>	7		RW3156
45B SOCKET, 'lift-the-dot', cover to body	7		552650
46 CLINCH PLATE, 'lift-the-dot'	7		552651
47 POPPER, male;			
black	6		ZKC751
silver	6		ZKC751S
48 POPPER, female;			
black	6		713501
silver	6		554517

REAR DECK AREA; TR5, TR250			
49 POPPER, male;			
black	13		ZKC751
silver	13		ZKC751S
50 POPPER, female;			
black	13		713501
silver	13		554517

DOOR & FACIA AREAS			
51 POPPER, male;			
black	10		ZKC751
silver	10		ZKC751S
52 POPPER, female;			
black	10		713501
silver	10		554517

STRAP TO PASSENGER'S SEAT			
53A FASTENER ASSEMBLY, 'lift-the-dot' <i>Includes socket and plate, items 53B & 54.</i>	1		RW3156
53B SOCKET, 'lift-the-dot'	1		552650
54 CLINCH PLATE, 'lift-the-dot'	1		552651

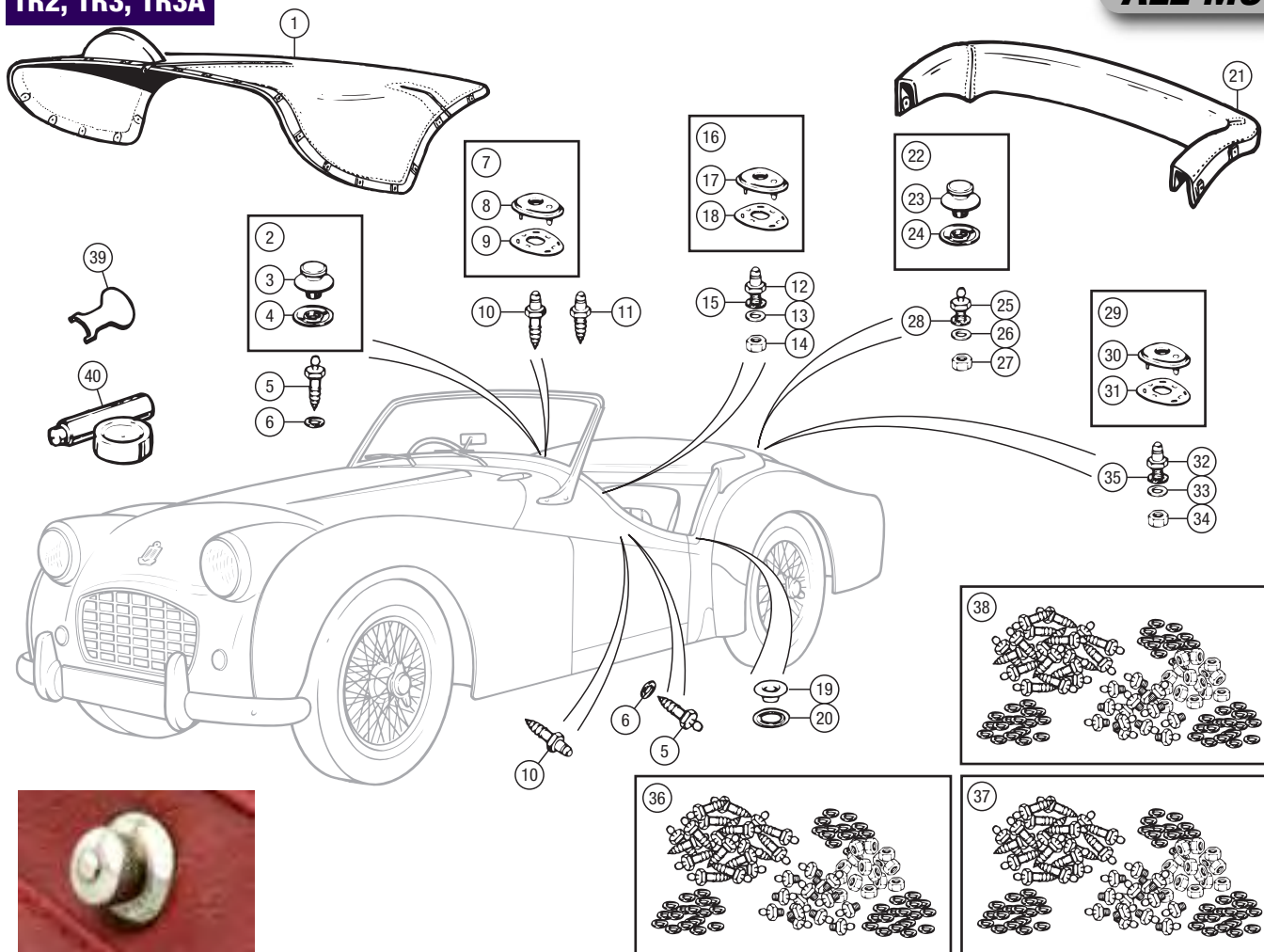
HOOD CARE PRODUCTS
SEE PAGE 261



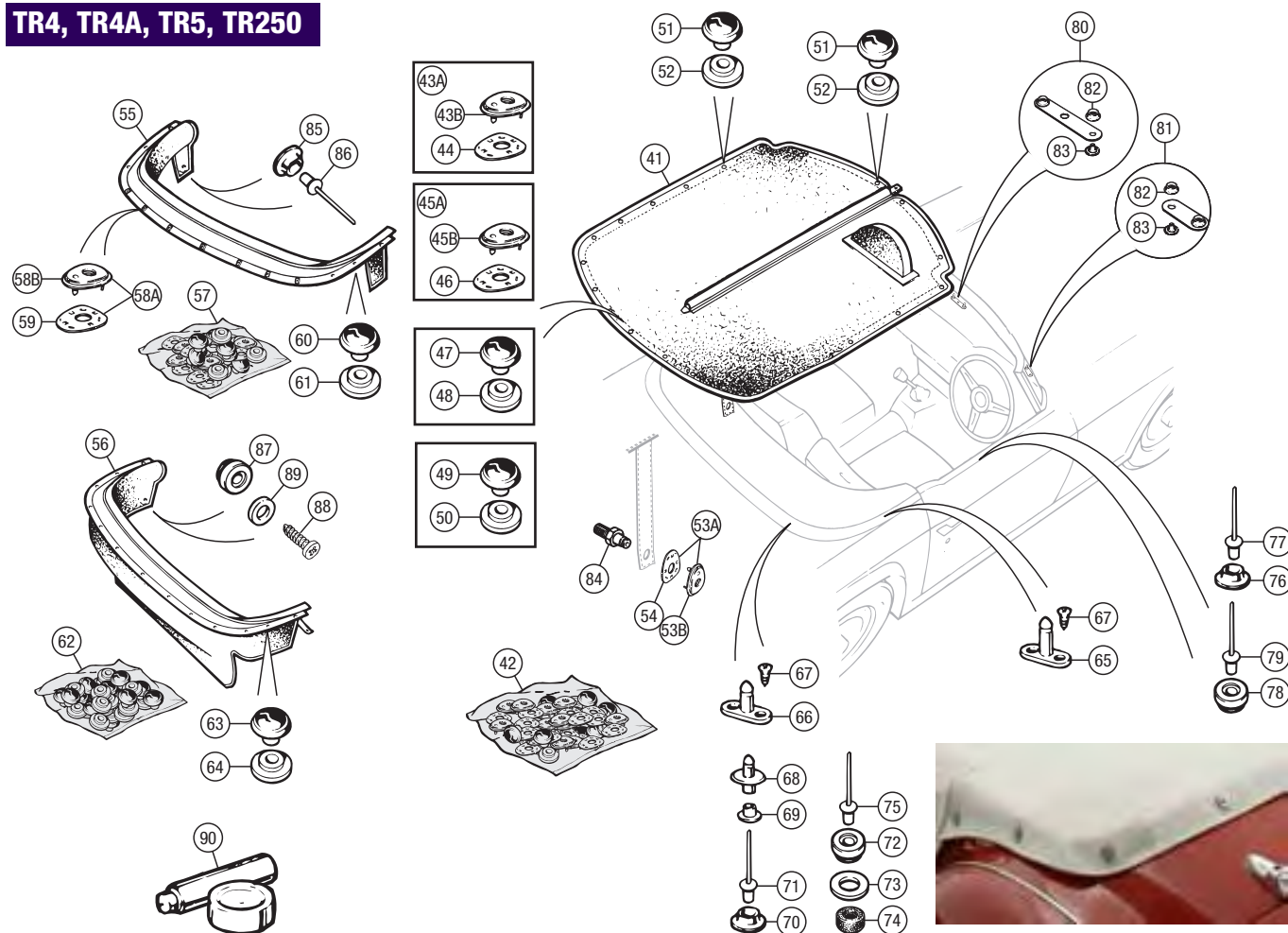
TR2, TR3, TR3A

ALL MODELS

TONNEAU & HOOD STOWAGE COVER - ALL MODELS



TR4, TR4A, TR5, TR250



ORDER BY PHONE: 01522 568000 / ON LINE: www.rimmerbros.co.uk / E-MAIL: sales@rimmerbros.co.uk

No.	DESCRIPTION	QTY REQ.	PART No.	No.	DESCRIPTION	QTY REQ.	PART No.	No.	DESCRIPTION	QTY REQ.	PART No.
-----	-------------	----------	----------	-----	-------------	----------	----------	-----	-------------	----------	----------

ALL MODELS

Hood Stowage Cover TR4, TR4A, TR5, TR250

Alongside best quality vinyl, we also offer double duck (canvas) and mohair materials as an attractive alternative, perhaps to complement a hood cover of the same material. Please enquire for special colour hood stowage covers available to (pre-paid) orders.

55	STOWAGE COVER, TR4, TR4A;		
	PVC, black with white piping	1	708722-BLACK
	PVC, red with white piping	1	708722-RED
	double duck, black	1	708722DUCK
	mohair, black	1	708722MOHBLACK
	mohair, blue	1	708722MOHBLUE
56	STOWAGE COVER, TR5, TR250;		
	PVC, black	1	726211-STD
	PVC, red	1	726211-SUPRED
	PVC, blue	1	726211-SUPBLUE
	PVC, tan	1	726211-SUPTAN
	PVC, beige	1	726211-SUPBEIGE
	double duck, black	1	726211DUCK
	mohair, black	1	726211MOH-BLACK
	mohair, beige	1	726211MOH-BEIGE
	mohair, blue	1	726211MOH-BLUE
	mohair, brown	1	726211MOH-BROWN
	mohair, red	1	726211MOH-RED

Hood Stowage Cover Fittings TR4, TR4A, TR5, TR250

TR4A			
57	FITTING KIT, stowage cover		
	<i>Includes items 58-61.</i>		
	black poppers	1	RF4174
	silver poppers	1	RF4174S
58A	FASTENER ASSEMBLY, 'lift-the-dot'	7	RW3156
	<i>Includes socket and plate, items 58B & 59 (1 of each).</i>		
58B	SOCKET, 'lift-the-dot', cover to body	7	552650
59	CLINCH PLATE, 'lift-the-dot'	7	552651
60	POPPER, male;		
	black	10	ZKC751
	silver	10	ZKC751S
61	POPPER, female;		
	black	10	713501
	silver	10	554517

TR5, TR250			
62	FITTING KIT, stowage cover;		
	<i>Includes items 63-64.</i>		
	black poppers	1	RF4175
	silver poppers	1	RF4175S
63	POPPER, male;		
	black	19	ZKC751
	silver	19	ZKC751S
64	POPPER, female;		
	black	19	713501
	silver	19	554517

Body Fittings TR4, TR4A, TR5, TR250

REAR DECK; TR4			
65	MALE HOOD PEG, long,		
	on tonneau capping	2	611670
66	MALE HOOD PEG, short,		
	on tonneau capping side	14	LFP116
67	SCREW, hood pegs to tonneau capping	32	EYP10012

REAR DECK; TR4A			
68	MALE HOOD PEG, on hood & retainer bar	7	565349
69	FASTENER, peg to hood & retainer bar	7	571242
70	BODY STUD, forward deck pieces;		
	black	6	713511
	silver	6	610624
71	RIVET, stud to forward deck pieces	6	713531

REAR DECK; TR5, TR250			
72	BODY STUD;		
	black	13	713511
	silver	13	610624
73	WASHER, plain	7	WC705051
74	PAD, protection	7	631771
75	RIVET, stud to body	13	713531

DOORS; TR4, TR4A			
76	BODY STUD, doors;		
	black	6	713511
	silver	6	610624
77	RIVET, stud to door	6	574437

DOORS; TR5, TR250			
78	BODY STUD, black, doors;		
	black	6	713511
	silver	6	610624
79	RIVET, stud to door	6	713531

INTERIOR; TR5, TR250			
80	BRACKET ASSEMBLY, fascia, centre	1	611707
81	BRACKET ASSEMBLY, fascia, outer	2	611709
82	STUD, in bracket;		
	black	4	713511
	silver	4	610624
83	BASE, stud to bracket	4	565744
84	STUD, 'lift-the-dot', tonneau cover strap	1	552670

INTERIOR; TR4A			
85	BODY STUD, stowage cover securing;		
	black	4	713511
	silver	4	610624
86	RIVET, stud to rear cockpit trim panel	4	713531

INTERIOR; TR5, TR250			
87	BODY STUD, stowage cover securing;		
	black	6	713511
	silver	6	610624
88	SCREW, self tapping	6	EYP10012
89	WASHER, plain	6	WC705051
90	HOOD POPPER FIXING TOOL	1	RX1342

HOOD POPPER TOOL -
RX1342



HOOD CARE PRODUCTS



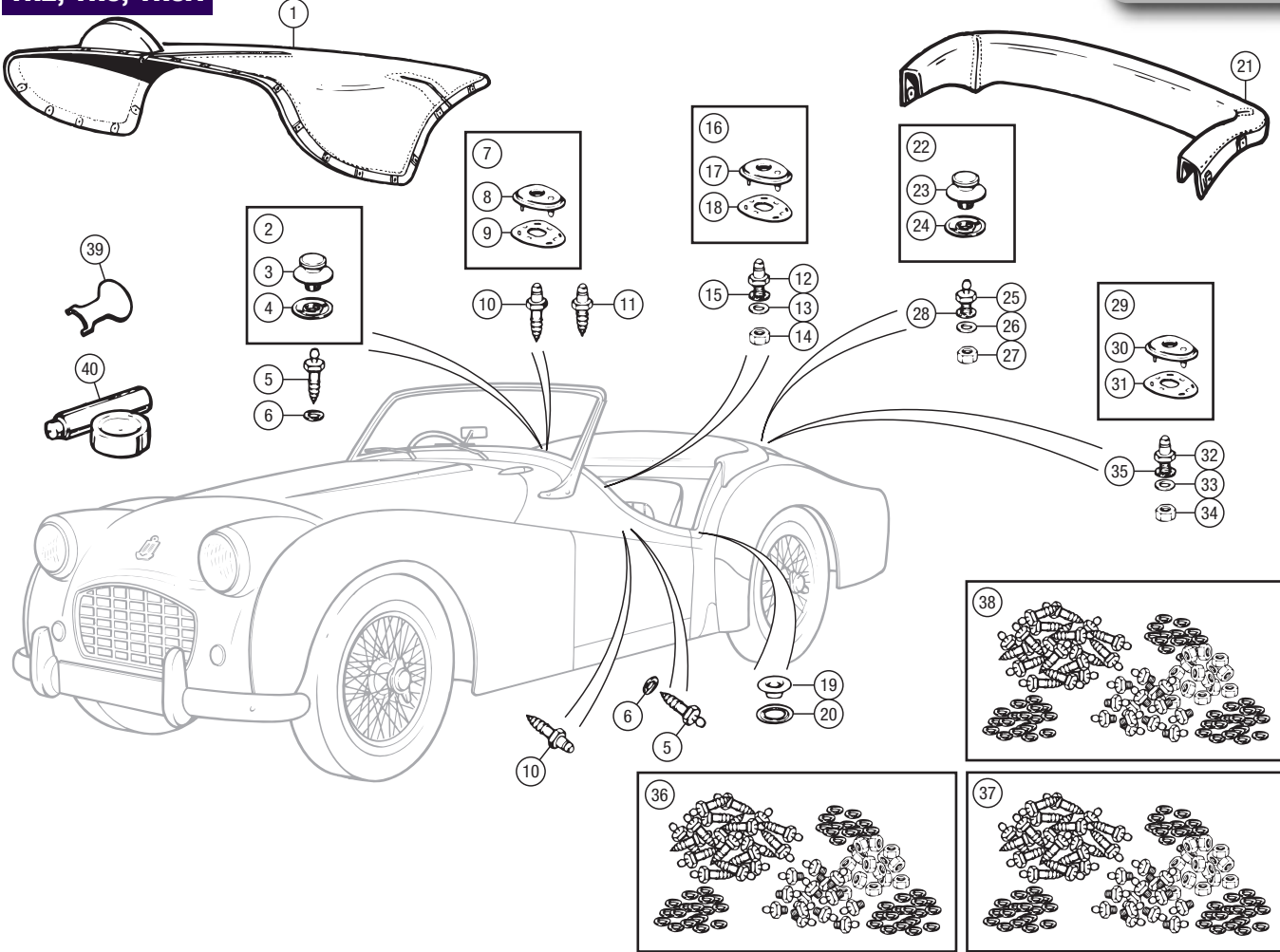
RENOVO

A range of products to clean, renovate and protect your hood cover, tonneau cover or hood stowage cover, whether made from vinyl, canvas or mohair material.

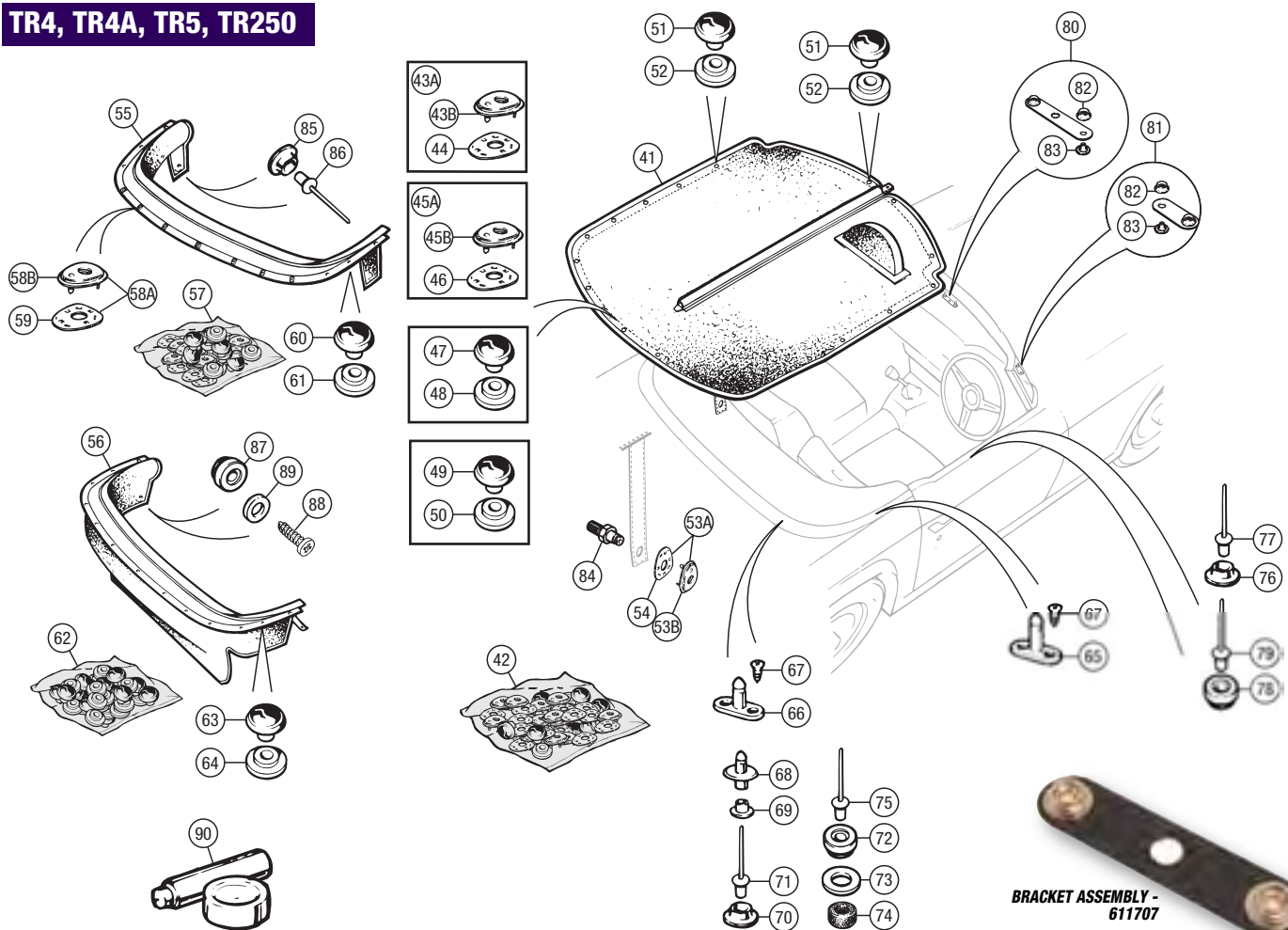
Vinyl Top Cleaner (500ml)	A/R	RX1529
Dry Cleaner Shampoo - Canvas/mohair		
300ml	A/R	RX1530
Soft Top Reviver - Canvas/mohair;		
<i>Available in black, blue & brown.</i>		
500ml size	A/R	RX1525
1 Litre size	A/R	RX1524
Ultra Proofer - Canvas/mohair;		
500ml size	A/R	RX1527
1 Litre size	A/R	RX1526
Ultra Proofer - Vinyl (500ml)	A/R	RX1528
Plastic Window Polish;		
50ml size	A/R	RX1531
100ml size	A/R	RX1532

TR2, TR3, TR3A

ALL MODELS



TR4, TR4A, TR5, TR250



ORDER BY PHONE: 01522 568000 / ON LINE: www.rimmerbros.co.uk / E-MAIL: sales@rimmerbros.co.uk

No.	DESCRIPTION	QTY REQ.	PART No.
-----	-------------	----------	----------

ALL MODELS

Hard Top TR2, TR3, TR3A

1	HARD TOP ASSEMBLY, GRP <i>Black gloss finish, including fittings. See photo on opposite page.</i>	1	556034FG
2	HARD TOP SHELL	1	553742
3	RUBBER SEAL, front	1	603328
4	SCREW, seal attaching	12	AD604062
5	WASHER, cup	12	SP132BCP
6	SEAL, hard top to tonneau saddle	1	602269
7	CHANNEL; RH cantrail	1	802612
	LH cantrail	1	802611
8	SCREW, channel attaching	24	GHF421
9	SEAL, cantrail	2	607071
<i>This cantrail seal is the later, thinner type designed to complement the draught excluder introduced at the same time. The earlier, large section seal did the job of both; it can also be replaced by both.</i>			
10	SCREW, seal attaching <i>Type 'A' cantrail sealing strip only.</i>	14	AD604062
11	WASHER, cup <i>Type 'A' cantrail sealing strip only.</i>	14	SP132BCP
12	HEADLINING KIT <i>Please enquire for current availability.</i>	1	-
13	BACK LIGHT, perspex	1	553132
14	SEAL, back light	1	559766
15	FILLER, seal	1	559767
16	DRAUGHT EXCLUDER, replacement type; <i>Sold per metre. 2 metres required per hard top.</i>		
	black felt	A/R	RX3999BLACK
	red felt	A/R	RX3999RED
	shadow blue felt	A/R	RX3999BLUESHAD
<i>Original hard top draught excluders were of the 'furlflex' type. However, replacement are all felt.</i>			


Hard Top Fitting Kit
TR2, TR3, TR3A

17	HARD TOP FITTING KIT <i>For original hardtop.</i>	1	556034FK
<i>The following parts are included:</i>			
18	BRACKET, hard top front attaching	3	603189
19	SCREW, bracket to screen	6	501434
20	SCREW, hard top to bracket	3	602295
21	BRIDGE PIECE, rear attaching	5	602326
22	TAPPED PLATE, bridge piece	5	602299
23	SHIELD, tonneau capping, side	2	602938
24	SHIELD, tonneau capping, rear	3	602939
25	WASHER, locking	16	WL105001
26	WASHER, chrome	3	WA108052
27	SCREW, bridge piece to plate	10	TR6504
28	SCREW, shield to capping	10	AB604023
29	SCREW, hard top to bridge piece	5	602327
30	WASHER, plain	5	GHF300
31	ANGLE BRACKET; rear outer	2	650195
	rear centre	1	650194
	side	2	650193
32	SCREW, angle bracket to hard top	5	SE604031
33	WASHER, shakeproof	5	GHF321

Hard Top Stand & Cover

The safe & easy way to store your hard top

34	HARD TOP STAND & COVER KIT <i>See photos.</i>	A/R	RX1420L
35	COVER (also available separately); small	A/R	RX1420SC
	large	A/R	RX1420LC



HARD TOP STAND & COVER - RX1420L

No.	DESCRIPTION	QTY REQ.	PART No.
-----	-------------	----------	----------

Backlight Assembly
TR4, TR4A, TR5, TR250

36	BACKLIGHT FRAME ASSEMBLY, GRP <i>White, including fittings. See photo on opposite page.</i>	1	RF4122
37	FRAME, backlight, (GRP)	1	566993FG
38	RETAINER, seal	2	750163
39	RIVET, retainer attachment	8	552522
40	SEALING RUBBER	2	650310-13
41	BRACKET, canopy	2	611895
42	RIVET, bracket attachment	4	713531
43	STUD, canopy fixing	2	610624
44	RIVET, pop	2	713531
45	COVER PLATE, in frame	2	611668SS
46	SCREW, cover plate attachment	4	AB608033
47	BACKLIGHT, glass; clear	1	902343
	tinted	1	902343G
	heated, clear	1	902343HEATED
	heated, tinted	1	902343GH
48	RUBBER, glazing	1	902349
49	FINISHER, chromed beading	1	613960
50	COVER, joint finisher	1	611437
51	SEAL, frame to rear deck; original spec	1	610633
	alternative spec	1	610633ALT
52	NUT, plain	7	GHF200
53	WASHER, shakeproof	7	WE607
54	WASHER, plain	7	WP167
55	WASHER, fibre	7	ACH5980
56	STUD, backlight frame to body	2	NKC56
57	WASHER, fibre	2	ACH5980
58	WASHER, plain	2	WP167
59	WASHER, shakeproof	2	WE607
60	NUT	2	GHF200
61	FINISHER, LH	1	611936
62	FINISHER, RH	1	611937

Surrey Hard Top Roof
TR4, TR4A, TR5, TR250

63	ROOF ASSEMBLY; TR4 to CT26463	1	566994
	steel	1	566994FG
	GRP	1	566994FG
	TR4 from CT26464, TR4A, TR5, TR250		
	steel	1	903978
	alloy	1	903979
	GRP (white). See photo on opposite page.	1	RF4123
64	RETAINER	4	600032
65	NUT, square	4	NQ2708
66	ROD, listing, rear	1	611583
67	ROD, listing, centre	1	611582
68	ROD, listing, front	1	611581
69	CLIP, locating listing rod	6	608307
70	HEADLINING ASSEMBLY, white; original	1	713149
	fibre-glass (pop-in-type, replaces 66-70)	1	713149X
71	DRAUGHT EXCLUDER (per metre, 3m required); black	1	618021
	red	1	618022
	light tan	1	618023
	midnight blue	1	618026
	shadow blue	1	618027
72	RUBBER, sealing to windscreen top	1	806144
73	RUBBER, sealing to cantrail	2	650312
74	RUBBER, sealing roof to backlight	1	611656
75	CAPPING, rear	1	806175
76	CLIP, capping attachment; original	9	608817
	alternative	9	613766
77	BOLT; TR4 to CT13934 domed	2	622888
	TR4 from CT 13935, TR4A, TR5, TR250 domed, chrome	2	611639
	domed, black anodised (alternative)	2	622887
78	DISTANCE TUBE	2	613508
79	WASHER, locking, chromed	2	WA108052
80	WASHER, plain, chromed	2	511044
	zinc plated (alternative)	2	WP167
81	BOLT, chromed, roof to backlight	2	624818
82	WASHER, locking	2	GHF331
83	WASHER, plain, zinc plated	2	WP167

No.	DESCRIPTION	QTY REQ.	PART No.
-----	-------------	----------	----------

84	WASHER, fibre	2	WF508
85	SCREW, hood frame fixing tapped plates, anti-rattle	4	SE604041L
86	FITTING KIT, factory hard top <i>Includes four special bolts with washers to fix hard top to windscreen and backlight assembly.</i>	1	RF4124

Surrey Soft Top
Conversion
TR4, TR4A, TR5, TR250SURREY SOFT TOP CONVERSION KIT;
Includes parts to install Surrey soft top. Install with existing backlight frame assembly. Includes items 87-105.

	black	1	566330
	white	1	566458
87	SOFT TOP CANOPY; black	1	806696
	white	1	806697
88	HOOK, canopy attachment	4	613767
89	CANOPY STIFFENER, front, set of 3	1	806696MET
90	CAP RIVET, securing hook & stiffener	4	565756
91	RIVET BACK	4	563032
92	FRAMEWORK, soft top canopy	1	806603
93	NUT, tension adjustment	2	NT606041
94	WASHER, plain	2	WP9
95	BUSH, end, rubber	2	612092
96	POPPER STUD, silver	6	610624
97	RIVET, pop	6	574437
98	RETAINER ASSEMBLY, rear	1	706240
99	THUMBSCREW, rear retainer	2	612205
100	WASHER, plain; chromed	2	511044
	zinc plated (alternative)	2	WP167
101	POPPER MALE, silver	10	7H9864
102	POPPER FEMALE, silver	10	554517
103	BRACKET, hook	2	611895
104	POPPER STUD	2	610624
105	SCREW, self tapping	2	GHF400

Windscreen Capping
TR4, TR4A, TR5, TR250*The windscreen capping must be changed when converting a TR4A, TR5 or TR250 from hood to hard top or Surrey top. This is because the hard top and Surrey top retained the TR4 attachment method on the windscreen frame, even on the later cars. TR4s will naturally already have the correct windscreen capping fitted.*

106	CAPPING, windscreen	1	806189
107	RIVET	9	552522

Hard Top
TR4, TR4A, TR5, TR250

An attractive, lightweight one piece 'racing' style hard top.

- Manufactured from GRP including lightweight clear windows.
- White gloss finish - does not require painting.
- Complete with headlining and fittings - ready to install.

108	HARD TOP ASSEMBLY, one piece	1	RF4215
-----	------------------------------	---	--------

TR4-5
HARD TOP
ASSEMBLY
(GRP) -
RF4215

No.	DESCRIPTION	QTY REQ.	PART No.
-----	-------------	----------	----------

No.	DESCRIPTION	QTY REQ.	PART No.
-----	-------------	----------	----------

No.	DESCRIPTION	QTY REQ.	PART No.
-----	-------------	----------	----------

ALL MODELS

Commission Number Plates

Triumph used a logic of alphabetical prefixes and suffixes to identify their range and series of each model and each model's major assemblies (body, engine, gearbox and differential).

As an example TR4As from 1965 to 1967 were given 'CTC' (independent rear axle) or 'CT' (rigid rear axle) as their commission number prefix whereas TR5s were given 'CP'. Meanwhile in North America the TR250s used 'CD' as their commission number prefixes.

The number following the prefix was the sequence that each car was manufactured in.

Additionally 'L' followed this number to designate Left Hand Drive models and an 'O' was also used to denote a car that came originally fitted with overdrive.

These important numbers were stamped in 1/4" letters on a commission number plate fitted to each vehicle. Commission Numbers on all TR2, TR3 and TR3A models are stamped to a plate which is riveted to the right hand edge of the bulkhead.

With the introduction of the TR4 and TR4A the plate was moved to the left hand footwell top; finally on the TR5 and TR250 the plate was positioned on the left hand wheel arch. Additionally from TR4A onwards each plate had stamped on it the original paint and trim colour scheme numbers for that particular vehicle. These numbers are explained in the paint section of this catalogue.

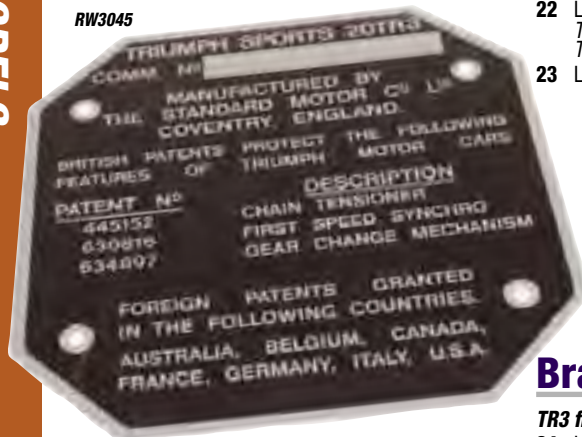


CNPTR5

Commission Number Plates

1	PLATE, commission number, mounted RH bulkhead edge, TR2	1	RW3130
2	PLATE, commission number, mounted RH bulkhead edge, TR3	1	RW3045
3	PLATE, commission number, mounted RH bulkhead edge, TR3A	1	RW3034
4	RIVET, securing commission plate TR2, TR3, TR3A (qty reduces for TR3A)	4/2	SP91A2
5	PLATE, commission number, mounted LH footwell top, TR4	1	RF4110
6	PLATE, commission number, mounted LH footwell top, TR4A	1	RF4111
7	PLATE, commission number, mounted LH front wheel arch, TR5	1	CNPTR5
8	PLATE, commission number, mounted LH front wheel arch, TR250	1	CNP73
9	RIVET, securing commission plate TR4, TR4A, TR5, TR250	2	713531

RW3045



Body Plate

Each model had a body number that was stamped on a plate located on the bulkhead centre (TR2, TR3, TR3A) or the RH bulkhead (TR4, TR4A, TR5, TR250).

TR2, TR3, TR3A

10	PLATE, body number, riveted to bulkhead centre	1	RW3190
11	RIVET, securing body plate	2	SP91A2

TR4, TR4A, TR5, TR250

12	PLATE, body number, riveted to RH bulkhead	1	CRST269
13	RIVET, securing body plate	2	713531

Tyre Pressure Plate

TR5, TR250

The tyre pressure plate, conveniently located on the inside of the glove box lid, also lists the vehicle capacity weight and maximum loaded vehicle weight.

14	PLATE, self adhesive, tyre pressures etc. mounted on glove box lid	1	622405
----	--	---	--------

Emission Control Labels

TR250

Emission control labels for North American models were located either on the underside of the bonnet or on the LH front wheel arch. These labels give the appropriate emission settings required.

15	LABEL, self adhesive, emission control settings, mounted on underside of bonnet	1	CNP51
16	LABEL, self adhesive, control of air pollution, mounted on underside of bonnet	1	CNP52

Patent Label

TR250

17	LABEL, self adhesive, British patent information, mounted on underside of bonnet	1	145313
----	--	---	--------



RW3043

Air Cleaner Labels

18	LABEL, air filter, 'AC' TR2, TR3, TR3A, TR4 with separate air cleaners, without closed circuit breathing	2	RW3043
19	LABEL, air filter, 'AC' TR4 with separate air cleaners and closed circuit breathing	2	CRST256
20	LABEL, air filter, 'AC' TR4, TR4A with air box; TR4A with separate air cleaners	2	CRST257
21	LABEL, air filter, 'AC', TR5, TR250	1	CRST283

Oil Cap Label

22	LABEL, oil cap TR2, TR3, TR3A, TR4 without closed circuit breathing	1	RW3040
23	LABEL, oil cap, TR5, TR250	1	CRST262

RW3039



Brake Reservoir Label

TR3 from TS13046, TR3A

24	LABEL, reservoir, 'Girling - Warning'	1	RW3039
----	---------------------------------------	---	--------

Washer Bottle Labels

TR2, TR3, TR3A, TR4, TR4A

25	LABEL, washer bottle, 'Tudor' Manual washers.	3	CRST124
26	LABEL, washer bottle, 'Lucas Screenjet' Electric washers.	1	CRST169



CRST191



CRST156

Lucas Electrical Labels

27	LABEL, battery, 'Lucas'	A/R	CRST191
28	LABEL, ignition coil, 'Lucas'	A/R	CRST156
29	LABEL, wiring loom, 'Lucas'	A/R	CRST122



CRST122

Overdrive Plates

30	NAMEPLATE, black, brass	1	CRST264
31	NAMEPLATE, black, aluminium	1	CRST265
32	SCREW, drive, securing nameplate	2	FAS2

Heater Labels

TR2, TR3, TR3A, TR4, TR4A

33	PLATE, heater, 'Smith's'	1	CRCP302
34	PLATE, heater, 'Caution', TR4, TR4A	1	CRCP303
35	RIVET, plate attaching	4	713531

TR5, TR250

36	LABEL, heater, 'Smith's'	1	CRST267
37	LABEL, heater, 'Caution'	1	CRST127

Indicator & Light Switch Labels

TR4, TR4A, TR5, TR250

38	LABEL, indicator switch, RH side of column	1	611012
39	LABEL, indicator switch, LH side of column	1	611011
40	LABEL, lighting switch, LH side of column	1	611014
41	LABEL, lighting switch, RH side of column	1	611013

Speedometer Reset Label

42	LABEL, speedo, 'Reset'	A/R	CRST176
----	------------------------	-----	---------

Windscreen Labels

43	LABEL, windscreen, 'Triplex Zebrazone' For toughened windscreens.	A/R	RF4190
44	LABEL, windscreen, 'Triplex Laminated' For laminated windscreens.	A/R	CRST125



ALL MODELS

KEY TO PAINT AND TRIM

Example: Royal Blue (56)
1966-68
RX4063 A/B

Royal Blue (56) is the colour name.
the figure in brackets is the original Triumph paint code.
the dates refer to model years during which the paint was used.
RX4063 is the Rimmer Bros part number.
A/B A = aerosol B = touch in can

Thus Royal Blue (paint code 56) was available for the 1966-68 model year cars. It is available from Rimmer Bros as an aerosol (part no. RX4063A) or as a touch in can (part no. RX4063B) etc.
Immediately left of each paint colour are the trim colour options available for that particular paint colour.
The dates shown apply to the model years during which the trim colour was available.
PLEASE NOTE: There is only a limited range of touch-up paint available. Please check website or enquire.

Colour match testing should always be carried out prior to application as your car may not be the exact shade as the original. Please note that aerosols are non-returnable.

PAINT AND TRIM CODES

On cars built from 1963 onwards, the commission plate under the bonnet provides information about the vehicle colour, trim material and trim colour. The two digit codes are based on groups formed around a basic colour.

Black 01	Yellow 04	Purple 07
Red 02	Green 05	Grey 08
Brown 03	Blue 06	White 09

For example, Wedgwood Blue has a code of 26, Royal Blue 56 and Valencia Blue 66 (the sixth colour in the range).

Trim colours used the same codes - Matador Red has a code of 12, while Light Tan trim from the brown range is 13 and Shadow Blue (classified by Triumph as a purple) 27.

The trim material can also be identified. A prefix letter 'H' in the trim box of the commission plate identifies leather trim whereas the absence of a prefix indicates leathercloth (Vynide or Ambla).

ADDITIONAL NOTES

- 1 Conifer Green was often referred to as Triumph Racing Green.
- 2 Primrose and Pale Yellow are regarded as the same colour by most refinishing paint manufacturers.
- 3 New White was often referred to simply as White.
- 4 Apple Green was never officially listed as an available colour, but significant numbers of cars appeared in the colour during the years quoted.
- 5 Midnight Blue trim was officially available on both TR250 and TR5 models, though it is believed that only examples of the TR250 actually received it.

Paint - General

GENERAL APPLICATION (Aerosol)

Black - High Gloss (500ml)	RX1538GLOSS
Black - Matt (500ml)	RX1266
Black - Satin (500ml)	RX1538
Silver (Suitable for Wheels) (450ml)	RX1265
Lacquer - Clear (Suitable for Wheels) (150ml)	RX1261

PRIMER (Aerosol)

White (150ml)	RX4048A
Red Oxide (150ml)	RX4049A
Grey (150ml)	RX4047A

ENGINE PAINT

Engine Paint (High Heat)	
Black (400ml) (Aerosol)	RX1432A
Brush-on (250ml) (Tin)	RX1432B

OIL FILTER PAINT

Oil Filter Paint, Blue (400ml) (Aerosol)	RX4000A
TR5, TR250.	

CHASSIS PAINT

Chassis Paint (For general touch up)	
Black Brush-on (125ml)	RX4070B

TRIM COLOURS

PAINT COLOURS & PART NUMBERS

Blackberry 1953-54	Black 1955-67	Geranium 1953-54	Vermillion 1955-57	Red 1954-61	Matador Red 1961-1967	Brown 1954-57	Stone 1954-57	Beige 1955-58	Blue 1954-61	Targo Purple 1958-60	Grey 1953-58	Silverstone Grey 1958-60	Black (11) 1953-67 RX4070 A/B
										Blackberry 1953-54	Geranium 1953-54	Grey 1953-54	Geranium (-) 1953-54 RX4100 A/B
	Black 1955-68		Vermillion 1955-57	Red 1954-61	Matador Red 1961-67	Brown 1954-57	Stone 1954-57	Beige 1955-58	Blue 1957-58	Targo Purple 1958	Grey 1955-58	Silverstone Grey 1958-60	Signal Red (32) 1954-68 RX4065 A/B
								Black 1957	Red 1957	Beige 1957	Blue 1957	Grey 1957	Sunset Red (-) 1957 RX4101 A/B
						Black 1955-57	Vermillion 1955-57	Red 1955-57	Brown 1955-57	Stone 1955-57	Beige 1955-57	Blue 1955-57	Beige (-) 1955-57 RX4102 A/B
											Black 1961	Red 1961	Velasquez Cream (-) 1961 RX4103 A/B
										Blackberry 1953-54	Geranium 1953-54	Grey 1953-54	Olive Yellow (-) 1953-54 RX4104 A/B
							Black 1958	Red 1958	Beige 1958	Blue 1958	Targo Purple 1958	Silverstone Grey 1958	Primrose Yellow (-) 1958 RX4105 A/B
									Black 1959-61	Red 1959-60	Targo Purple 1959-60	Silverstone Grey 1959-60	Pale Yellow (-) 1959-61 RX4106 A/B
												Black 1967-68	Jasmine (34) 1967-68 RX4059 A/B
			Black 1956-58	Vermillion 1956-57	Red 1956-58	Brown 1956-57	Stone 1956-57	Beige 1956-58	Blue 1957-58	Targo Purple 1958	Grey 1957-58	Silverstone Grey 1958	Apple Green (-) 1956-58 RX4107 A/B
	Black 1955-63		Vermillion 1955-57	Red 1954-61	Matador Red 1961-63	Brown 1954-57	Stone 1954-57	Beige 1955-58	Blue 1957-58	Targo Purple 1958-60	Grey 1955-58	Silverstone Grey 1958-60	British Racing Green (-) 1954-63 RX4030 A/B
											Black 1963-68	Light Tan 1967-68	Conifer Green/Triumph Racing Green (25) 1963-68 RX4071 A/B
										Blackberry 1953-54	Geranium 1953-54	Grey 1953-54	Ice Blue (-) 1953-54 RX4108 A/B
						Black 1955-56	Vermillion 1955-56	Red 1955-56	Stone 1955-56	Blue 1955-56	Grey 1955-56		Salvador Blue (-) 1955-56 RX4109 A/B
					Black 1956-57	Vermillion 1956	Red 1956-57	Brown 1956	Stone 1956	Beige 1956-57	Blue 1956-57	Grey 1956-57	Winchester Blue (-) 1956-57 RX4110 A/B
					Black 1957-63	Red 1957-58	Beige 1957-58	Blue 1957-61	Midnight Blue 1961-63	Targo Purple 1958	Grey 1957-58	Silverstone Grey 1958	Powder Blue (-) 1957-63 RX4074 A
												Midnight Blue 1963-67	Wedgwood Blue (26) 1963-67 RX4064 A/B
										Black 1966-68	Midnight Blue 1966-68	Shadow Blue 1967-68	Royal Blue (56) 1966-68 RX4063 A/B
											Black 1967-68	Light Tan 1967-68	Valencia Blue (66) 1967-68 RX4072 A/B
						Black 1957-58	Red 1957-58	Beige 1957-58	Blue 1957-58	Targo Purple 1958	Grey 1957-58	Silverstone Grey 1958	Pearl Grey (-) 1957-58 RX4111 A/B
										Red 1959-61	Targo Purple 1959-60	Silverstone Grey 1959-60	Silverstone Grey (-) 1959-61 RX4112 A/B
		Blackberry 1953-54	Black 1955-58	Geranium 1953-54	Vermillion 1955-57	Red 1954-58	Brown 1954-57	Beige 1957-58	Blue 1954-58	Targo Purple 1958	Grey 1953-5, 7-8	Silverstone Grey 1958	Pearl White (-) 1953-58 RX4113 A/B
								Black 1959-61	Red 1959-61	Blue 1959-61	Targo Purple 1959-60	Silverstone Grey 1959-60	Sebring White (-) 1959-61 RX4114 A/B
										Black 1961-63	Red 1961	Matador Red 1961-63	Spa White (-) 1961-63 RX4115 A/B
											Black 1963-68	Matador Red 1963-68	New White (19) 1963-68 RX4009 A/B

ALLOY ROCKER COVER

Alloy Rocker Cover;
polished alloy
TR2-4A (not ventilated)
TR2-4A (ventilated)
TR5, TR250
black crackle finish
TR5, TR250

RF4115
RF4115V
TKC378A

TKC378AP



OIL COOLER KIT

RF4027

Oil Cooler Kit;
TR2-4 (std filter)
TR4A (std filter)
TR2-4A
Converts to spin on filter.
TR5-250 (spin on filter)

RF4027
RF4028
RF4028SPIN-ON

RR1296

Oil Cooler Thermostat, All models
Filter Cartridge (spin on)

RS1456
RR1243

RS1456

SPIN ON OIL FILTER CONVERSION

Spin On Oil Filter Conversion;
TR2-4A (coarse thread - Purolator)
TR2-4A (fine thread - Tecalemit)
TR5-250 (no oil cooler tappings)
TR5-250 (with oil cooler tappings)

RF4022
RF4023
RR1238
RR1275
RR1243

Filter cartridge (spin on)

'O' Ring Service Kit for adaptor

RR1238SKIT

K&N AIR FILTERS

SEE PAGE 49
FOR SPECIFIC
PHOTO'S OF
EACH FILTER



These units replace the existing air cleaner box and improve engine breathing - they look good too!
Don't forget to order cleaning and re-oiling fluids.
Note: Carb needles may require changing depending upon application, see 'Fuel System'.

K&N Air Cleaner, each;

TR2 (SU H4 Carbs)
TR3-4 (SU H6 Carbs)
TR4, TR4A, TR250 (175CD Carbs)
1.75" deep
3.25" deep
TR4A (SU HS6 Carbs)
TR5 Pi

56-9128
56-9132

RR1369
RR1369DEEP
RB7070

fits in std. cannister
replaces air manifold, (3 rqd.)
replaces air hose & cannister

GFE1048K-N
RR1515
RA1060

K&N Engine Breather
K&N Cleaning Fluid, 1 litre, All models
K&N Element Oil, All models;

62-1330
RX1346

57cc sachet
250ml bottle
400ml aerosol

RX1347
RX1348
RX1349

ROCKER FEED KIT

ROCKER OIL FEED KIT

Excessive rocker shaft wear is a classic complaint about the Triumph push rod engines. The external rocker feed kit is an effective and easy to fit solution to the problem. It works by piping oil from a plug hole in the cylinder block main oil gallery up to the cylinder head, thereby maintaining a higher oil flow than standard. No drilling or tapping is required for installation. The kit is so good, it looks as though it should always have been there!

External Rocker Feed Kit;

TR2-4A
TR5-250

RF4019
RR1340

The Rocker Feed Kit and Oil Consumption

When the supplementary oil feed to the rocker gear is fitted, an increase in oil consumption is often encountered. This is attributed to oil being drawn down worn valve guides. The extra amount of lubricating oil flowing through the valve and rocker chamber, as supplied by the feed kit, exaggerates any tendency for oil to be sucked down worn valve guides past worn valve stems. The best solution is to fit new valves and guides, but this is not always on the top of the repair priority list. To assist in the reduction of oil being sucked down the guides a method of valve stem oil seal is required. We offer the simple do-nut rubber ring that is used so successfully on MG sports cars. Its part number is AEK113, one per valve stem.

Now the clever bit... How to fit them without removing the cylinder head from the car?

Each seal needs to be fitted to the valve stem above the valve guide but below the valve spring upper retaining cap(s).

Remove the rocker cover, rocker gear and the spark plugs. Cover the holes that the push rods come up through so nothing can be dropped down into the engine. Turn the crankshaft so that number one piston is at bottom dead centre (BDC). Feed a length of clean, pliable rope down the spark plug hole of number one cylinder, leaving a bit hanging out so you can retrieve it. Now, slowly and carefully turn the crankshaft clockwise by hand, a resistance will be felt as the rising piston in that bore compresses the rope against the combustion faces of the two valves in that cylinder, holding them against their seats. The valve collets and spring caps of that cylinder can now be removed without the fear of losing the valves down the bore. The valve stem oil seals can be fitted to these two valve stems and perhaps a new set of valve springs.

Be honest, this tip has saved the cost of a decoke set! Once the valve stem oil seals and other parts have been refitted to this first pair of valves satisfactorily, simply turn the crank anticlockwise to BDC, withdraw the rope and repeat the process on the remaining cylinders and pairs of valves.

To be sure that the rope has compressed sufficiently against the faces of the valves, attempt to push the valves by hand, as if being acted on by the rockers before removing the spring caps or collets, this is the fail safe check. This method can be adopted anywhere as it does not require the use of compressed air, special tools or luck.

UPRATED RADIATORS

Our range of alloy radiators are superb quality and are direct replacements for the original type. Offering enhanced cooling characteristics for an enthusiastic driver.

Up-rated Radiator;

TR2-TR4 (to CT9552) **401869UR**
Long neck, no starter handle hole.
TR4 (from CT9556) **402001UR**
TR4A **307309UR**
TR5, TR250 **312347UR**



401869UR



402001UR



307309UR



312347UR

STAINLESS STEEL EXHAUSTS



REFER TO EXHAUST SECTION ON
PAGE 77-84 FOR DETAILS ON OUR
STANDARD & SPORTS EXHAUSTS
IN STAINLESS STEEL.

UPDATED SUSPENSION PACKAGES

See page 125 to 130 for details.



INJECTOR PIPE KIT



Injector Pipe Kit,
TR5Pi **RR1169BRAIDED**

SUSPENSION OVERHAUL KITS

WHETHER YOU REQUIRE SUSPENSION PARTS FOR A
MINOR REPAIR, OR YOU ARE PROPOSING A MAJOR
FRONT SUSPENSION/HUB OVERHAUL/ REBUILD,
HERE WE HAVE A SELECTION OF KITS THAT WILL
ENABLE YOU TO IDENTIFY AND ORDER THE
PRECISE AND CORRECT PARTS YOU NEED WITH
THE MINIMUM OF FUSS - AND SAVE MONEY!
See pages 115 to 130 for further details.

Complete Front Suspension Overhaul Kit;

TR2-Early TR4
rubber (1 kit reqd.)
polyurethane (1 kit reqd.)

**RW3071
RW3071POLY**

Late TR4
rubber (1 kit reqd.)
polyurethane (1 kit reqd.)

**RW3072
RW3072POLY**

TR4A-5
rubber (1 kit reqd.)
polyurethane (1 kit reqd.)

**RR1259
RR1259POLY**

Upper Suspension Overhaul Kit;

TR2-Early TR4
rubber (2 kit reqd.)
polyurethane (2 kit reqd.)

**RW3068
RW3068POLY**

Late TR4-5
rubber (2 kit reqd.)
polyurethane (2 kit reqd.)

**RR1260
RR1260POLY**

Lower Inner Suspension Overhaul Kit;

TR2-4
nylon/steel (2 kit reqd.)
polyurethane (2 kit reqd.)

**RF4091
RF4091POLY**

TR4A-5
rubber (2 kit reqd.)
polyurethane (2 kit reqd.)

**RR1261
RR1261POLY**

Complete Trunnion Overhaul Kit;

TR2-Early TR4 (1 kit reqd.)
Late TR4 (1 kit reqd.)
TR4A-5 (1 kit reqd.)

**RW3069
RW3074
RR1263**

Trunnion Bush Kit;

TR2-4 (2 kits reqd.)
TR4A-5 (2 kits reqd.)

**RF4090
RR1094**

Front Anti Roll Bar Overhaul Kit;

TR4A-5 (rubber; (1 kit reqd.)
TR4A-5 (poly; (1 kit reqd.)

**RR1262
RR1262POLY**

Car Set Suspension Bush Kit;

TR2-4
rubber
polyurethane
TR4A-5
rubber
polyurethane

**RW3209
RW3209POLY

RR1420
RR1420POLY**

Car Set Suspension Bolt Kit,
TR4A-5

RR1420FK

Front Wheel Bearing Kit
All models (2 kits reqd.)

GHK1021

EXHAUST INSULATING HEAT WRAP

COOL IT.
Thermo-Tec



Thermo-Tec exhaust insulating wrap reduces under bonnet temperatures by as much as 70%, this increases air intake and exhaust gas velocity which adds performance.

Retaining the heat in the exhaust protects you from mechanical burns and it will also help to prevent under bonnet fires. Any electrical components which are close to the manifold will be less prone to heat failure, increasing their life and performance. As an added benefit, under bonnet noise is also reduced! Thermo-Tec can be used on any 4 stroke, 2 stroke or diesel engines and contains no asbestos or carcinogens.

The Snap Strap Installation Kit secures Thermo-Tec exhaust insulation wrap to your tubular manifold/s. A stainless steel high temperature material designed better than hose clamps and is easier to use.

Also recommended is Hy-cote paint. This preserves and protects the exhaust wrap after installation. Extra resins and binders seal the pores, toughen the surface and help extend the life of the wrap.

APPLICATION GUIDELINES FOR TUBULAR MANIFOLDS

ENGINE TYPE	INSULATING WRAP	SNAP STRAP KIT	TYPICAL APPLICATION
4 Cylinder	1 x RX1382	1 x RX1383	Herald, Spitfire, TR2-4A, TR7, Dolomite Sprint
6 Cylinder	2 x RX1382	1 x RX1383	Vitesse, GT6 TR5, TR6
8 Cylinder	2 x RX1382	1 x RX1383	TR7 V8, TR8, Stag, Rover SD1

GUIDE TO TYPICAL AMOUNT OF WRAP REQ'D BY PIPE SIZE					
PIPE SIZE	2"	3"	4"	5"	6"
INCHES OF WRAP PER FOOT OF PIPE	44"	57"	70"	83"	96"

EXHAUST INSULATING WRAP -
2" x 50' **RX1382**

SNAP STRAP EXHAUST WRAP
INSTALLATION KIT **RX1383**

HY-COTE PAINT, AEROSOL (400ML)
BLACK. **RX1432A**

NARROW BELT CONVERSION



Undamped
Kit shown.

For full details, please refer to
Cooling - 4 Cylinder on page 39.

Narrow Belt Conversion Kit, TR2-4A;
undamped
damped
replacement belt

**RW3102
RW3101
GCB10975**

UPDATED DISCS & PADS

Rossini

See page 137-144 for full details.

- Updated Brake Disc Set;
cars with 16P, 16PB or M16P calipers
EBC Turbo Groove **209327UR**
Rossini Performance **209327ROS**
- Green Stuff Brake Pad Set;
cars with solid or Type B
split calipers **GBP172GS**
cars with 16P or 16PB calipers
(imperial) **GBP132GS**
cars with M16P calipers (metric) **GBP216GS**
- Updated Rear Brake Shoe Set;
cars with Girling 9" rear brakes **GBS778UR**

EBC
BRAKES

VENTED DISC CONVERSION KIT

An easy, low cost solution!

Kits include new vented discs, caliper
spacers, Green Stuff pads, seals & fittings to
convert existing calipers.
Instructions provided.

Vented Disc Conversion Kit;
See page 143 for detailed information.

- cars with 16P or 16PB calipers
(imperial) **RR1122UR**
cars with M16P calipers
(metric) **RR1123UR**

BRAKE HOSE SET - BRAIDED



For a firmer
brake pedal.
Stainless Steel
braided hoses.

Also available singularly -
see brake section.

- Brake Hose Set, braided;
TR2, TR3 drum brake models **RW3096GR**
Set of 3.
TR3-4 disc brake models **RF4127GR**
Set of 3.
TR4A rigid axle **RF4147GR**
Set of 3.
TR4A IRS, TR5, TR250 **RR1428GR**
Set of 4.

ALFIN BRAKE DRUMS

Radial fin type drums
shown - 210578UR



See page 143 for full details.

Al-Fin Brake Drum;

**'ALFIN' FINNED BRAKE DRUMS
FOR EXTRA COOLING AND INCREASED
RESISTANCE TO FADE.**

- 10" drums, each (circumferential fins; 2 rqd.) **301590**
9" drums, pair (radial fins; 1 rqd.) **210578UR**
9" drums, each (circumferential fins; 2 rqd.) **202267**

CLUTCH PIPE - BRAIDED



Stainless steel braided clutch
master cylinder pipe to slave cylinder.

- Clutch Pipe, braided;
TR2, TR3 to TS13045 **GVP1001SS**
TR3 from TS13046 to TR4 **GBH415GR**
TR4A **143354GR**
TR5, TR250 **140420GR**

BRAKE SERVO KIT, TR2-4A



This remote mounted kit can be retro-fitted to
any TR2-4A to boost braking effort. Suitable for
all single line brake systems.

Installing under the bonnet of a TR4/4A does not present a
problem as there is plenty of room. For all models (and
particularly TR2/3A), install the servo on the upper front of the
passenger's side footwell, facing backwards with the 'nose'
of the servo just protruding above the footwell top. The 2
brackets supplied can be mounted on the footwell front or
inner wing, or a combination of the two.

- Remote Brake Servo Kit, TR2-4A **RH5272**

STEERING RACKS



Steering Rack Conversion Kit, TR2-3A;
See page 155 for details.

- RH Steering **RW3085**
LH Steering **RW3085LHD**

Upper Column Assembly, rack conversion;
See page 155 for details.

- TR2-3A with long column
RH Steering **121154R**
LH Steering **121154L**

Quick Rack Assembly, TR4-5-250;
Includes solid mounting kit.

- RH Steering **306829HR**
LH Steering **306830HR**

- Solid Mounting Kit,
standard rack, Late TR4-5-250 **RR1370**

REVOLUTION ALLOY WHEEL KITS



See page 133 for details.

CLASSIC 8-SPOKE ALLOY WHEEL KITS



See page 133 for details.

WIRE WHEEL CONVERSION KIT

See page 131 for details.




WHEEL TRIMS



Chrome Wheel Trim, each (4 required)
TR2-4, TR5/250.

502160

TYRE SAVERS



Prevents flat spots on tyres when vehicle is not in regular use. Also suitable as a 'stop' by bolting down to garage floor. Use with cars, caravans, trailers etc, (10"-20" tyres).

Tyre Savers (pair)
Order 2 pairs for one car.

RX1588

SEAT BELTS



KKC2528

Inertia Seat Belt Kit, TR4-5-250, (2 required);

short stalk (150mm)

black

red

beige

long stalk* (300mm)

black

red

beige

angle adjustable, short stalk (150mm)

Use if roll over bar is fitted.

black

red

angle adjustable, long stalk* (300mm)

Use if roll over bar is fitted.

black

*150mm longer than short stalk, use if seat is normally positioned fully forward.

Refer to 'Seat Belts' for other options (page 245).

KKC2528

KKC2528RED

KKC2528BEIGE

KKC2528SA

KKC2528SARED

KKC2528SABEIGE

RB7355

RB7355RED

RB7355SA

WHEEL POLISH



Rimwax, wheel polish & protector
For alloy wheels

RX1262

MUDFLAPS



Mud Flaps, laurel wreath logo, pair
TR4-5-250 (universal fitment)

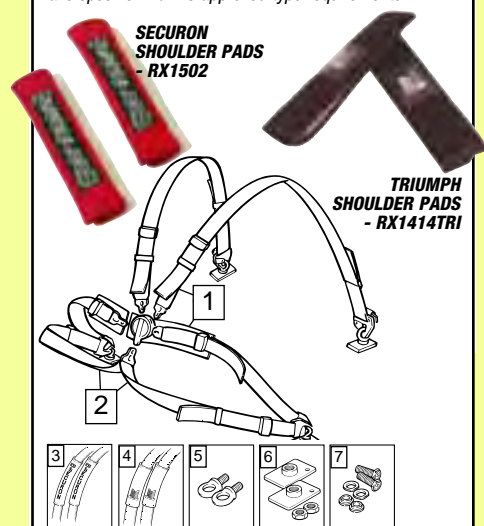
GAC6002X

COMPETITION TYPE HARNESS



A popular alternative to standard seat belts - these really do look the part!

The 4-point harness shown (no. 1) can be converted to the 6-point type by the inclusion of the crotch strap listed (no. 2). Note that fittings (eye bolts, reinforcement plates & bolts/spacer sets) are supplied separately. Harnesses are supplied singularly in 2" wide red or black webbing. This harness is designed for road use - please contact us if you have specific FIA/RAC approved type requirements.



SECURON
SHOULDER PADS
- RX1502

TRIUMPH
SHOULDER PADS
- RX1414TRI

- | | | |
|-----------------------------------|-----|-------------|
| 1 HARNESS, competition type; | (2) | RX1500 |
| red (each) | (2) | RX1500BLACK |
| black (each) | | |
| 2 CROTCH STRAP; | (2) | RX1501 |
| red (each) | (2) | RX1501BLACK |
| black (each) | | |
| 3 SHOULDER PADS, 'Securon' | (2) | RX1502 |
| Red (pair). | | |
| 4 SHOULDER PADS, 'Triumph' | (2) | RX1414TRI |
| Black (pair). | | |
| 5 EYE BOLT SET (pair) | (2) | RX1503 |
| 6 REINFORCEMENT PLATE SET (pair). | (2) | 621112 |
| 7 BOLT & SPACER SET (pair) | (2) | RX1505 |

STEERING WHEELS

For details of all steering wheels, see TR2, TR3, TR3A page 155.
TR4, TR4A, TR5, TR250 page 159.



MOTO-LITA
WOOD RIMMED

MOTO-LITA
LEATHER RIMMED

MOUNTNEY
WOOD RIMMED

MOUNTNEY
VINYL RIMMED
BLACK SPOKES

MOUNTNEY
VINYL RIMMED
POLISHED SPOKES

WHEEL ARCH PROTECTORS



Save those precious inner wing areas from mud, dirt, salt & stones by fitting these superb wheel arch liners. made from composite material. Easy to fit.



Front Wheel Arch Protector Set, pair
TR4-5-250
Rear Wheel Arch Protector Set, pair
TR4-5-250

GTK160

GTK161

SILL KICK PLATES

RF4216

RF4129



Sill Kick Plates, pair;
aluminium, TR2-3A
Triumph logo, TR4-5-250
ribbed alloy, TR4-5-250
Screw, attaching (6 required)

RF4216
RL1067
RF4129
575937

FUEL FILLER CAPS

Refer to 'Fuel' section for full range of fuel caps.

Fuel Filler Cap, chrome locking;
TR2-5 (bayonet, round)
TR2-5 (flip-up, lozenge)

571086
GAC6001X



GAC6001X

571086

DOOR & WING MIRRORS



RF4103

622352

GAM261

GAM214

Period Style Door Mirror,
chrome, TR4-5-250

622352

Wing Mirror, All models;

RH, convex glass

LH, convex glass

RH, flat glass

LH, flat glass

TR6 Style Door Mirror, TR4-5-250;

RH, chrome, flat glass

LH, chrome, flat glass

RH, black

LH, black

Bullet Door Mirror, All models

RF4103

RF4104

RF4105

RF4106

GAM213

GAM214

GAM261

GAM262

GAM105

GEAR LEVER KNOBS



RL1528W

RL1528WA

RL1528L

RL1528LA

Gear Lever Knobs, All models;

wood knob,

self threading nylon insert

5/16" thread alloy insert,

Amco style

leather knob,

self threading nylon insert

5/16" thread alloy insert,

Amco style

RL1528W

RL1528WA

RL1528L

RL1528LA

DASH FASCIA VENEER SETS TR4-TR5-TR250



Dash Panel, with glovebox lid;
TR4

walnut, RH steering
walnut, LH steering
teak, RH steering
teak, LH steering

903504WALNUT
903508WALNUT
903504TEAK
903508TEAK

TR4A

walnut, RH steering
walnut, LH steering
teak, RH steering
teak, LH steering

TR5

walnut, RH steering
teak, RH steering

TR5, TR250

walnut, LH steering
teak, LH steering

Beautifully
crafted veneer
dashes with
matching
glovebox lids,
available in teak
or darker
walnut.

904154WALNUT
904153WALNUT
904154TEAK
904153TEAK

907709WALNUT
907709TEAK

907710WALNUT
907710TEAK

VENEER DOOR CAPPINGS



Door Cappings, pair TR4A, TR5, TR250

walnut
teak

To complement
a walnut or teak
dashboard.

RR1540
RR1540TEAK

WIND DEFLECTOR



Do you enjoy driving with the hood down?

If so, then your motoring pleasure can be further enhanced with our wind deflector. It effectively stops the buffeting you receive from air being forced back into the cabin - year round open top driving is suddenly an option! Easy to fit and remove. Storage bag provided.

Wind Deflector Kit,
TR4-5-250


RR1513

SUFFOLK COMPLETE SEATS TR4 (LATE)-TR4A-TR5-TR250

Brand new seat assembly's (supplied as a pair), ready to install. Available to order in vinyl (with diamond perforated flutes or plain flutes), or leather (perforated or plain flutes). Piping can be either matching or contrasting.

These seats are a (very) comfortable alternative to standard seats and can be supplied to match your existing (or new) trim colour.

Features include reclining back rest and height adjustable head rests. When installed, they will allow working clearance of the soft top or hardtop. Supplied with seat runners (note: floor pan will require drilling for the rear mounting point of the runners).



VINYL SEATS - RR1541

LEATHER SEATS - RR1542

Suffolk Seats (pair) complete with head rests; Please state your required specification when you place your order (non-refundable deposit required).

Vinyl
Leather

RR1541
RR1542

WIND DEFLECTORS




These wind wings clip to sides of windscreen frame (no need for drilling). Polished clear plexiglass.

Wind Deflectors (pair), TR2, TR3, TR3A

RW3230

AEROSCREEN



See page 233
for details.

Aeroscreen Kit, TR2, TR3, TR3A
Includes 2 screens & mounting kit.

RW3147

Aeroscreen only (each), TR2, TR3, TR3A

700896

Mounting Kit only, aeroscreens

700896FK

Car set of feet and gaskets for aeroscreens.

DASH FASCIA VENEER TR2-TR3A

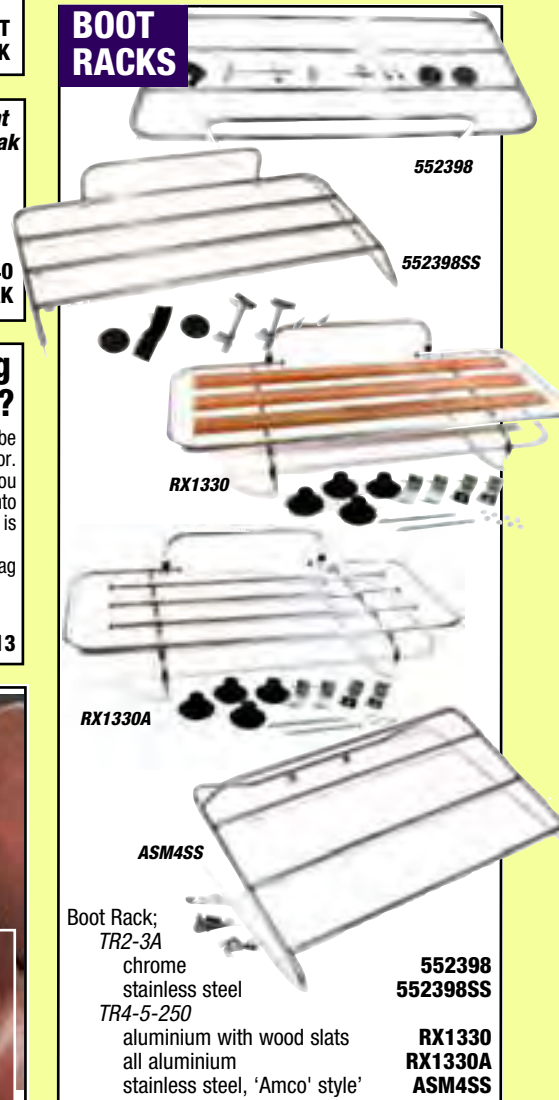


Beautifully crafted wood veneer instrument dashes.
Available in burr walnut or burr elm.

Instrument Panel, TR2-3A;
Burr Walnut
Burr Elm

608613BW
608613BE

BOOT RACKS



552398

552398SS

RX1330

RX1330A

ASM4SS

Boot Rack;
TR2-3A

chrome
stainless steel

552398
552398SS

TR4-5-250

aluminium with wood slats
all aluminium
stainless steel, 'Amco' style

RX1330
RX1330A
ASM4SS

ALEY ROLL BAR



RR1150

'National' Aley Roll Bar, vinyl covered,
TR2-3A

RW3016

Narrow Aley Roll Bar, padded;

TR2-3A
TR4-5-250

RW3017
RR1150

Wide Aley Roll Bar, padded;
TR4-5

RR1150WIDE
RR1150SURREY

TR4-5-250 with Surrey Top

HALOGEN HEADLAMP CONVERSION KIT



Wipac H4 Set, inc bulbs, pair;
with pilot light, RHD
no pilot light, RHD
with pilot light, LHD
no pilot light, LHD
with pilot light, LHD, yellow bulbs
Headlamp Control Relay Unit **RR1527-4RELAY**
Recommended when installing Halogen headlamps (see page 187 for details).

H4 Halogen Bulb, *All models*;
clear, 60/55W, each
Vision Plus, 60/55W, pair
yellow, 60/55W, each
clear, 100/80W, each
Upgraded - check local regulations.
Xenon, 60/55W;
pair, super white
each, blue

RB7129PILOT
RB7129
RB7082PILOT
RB7082
RB7160
GLB472
GLB472SILVER
GLB476
GLB484
GLB472X
GLB472BLUE


TRIPOD HEADLAMPS



Light Unit, Tripod, BPF type, each;
RHD
LHD
Headlamp Bulb, BPF, clear;
RHD
LHD

RW3012
RW3012LHD
GLB414
GLB415

HEADLAMP STONE GUARDS



Headlamp Stoneguards (pair) (Clip on) **RR1175**

FOG LIGHTS



Front 'Fog light' (Supplied in Pairs) **RX1370**
Rear Fog Light/Guard **RB7092**

DRIVING LAMPS



Driving Lamps - 5" dia (pair);
chrome
stainless steel **RX1556**
RX1556SS

BATTERY ISOLATOR SWITCH



This isolator switch is simple to fit and features a removable key.

Battery Isolator Switch
Spare Key **LL1171**
LL1171KEY

UPDATED IGNITION PARTS

ELECTRONIC IGNITION KITS

These kits offer a maintenance free ignition system (in place of contact points), with potential for improved performance and fuel economy.
See page 173 for details



Lumenition Optronic Ignition Kit;
TR2, TR3, TR4 (DM2P4) **RW3223**
TR3A, TR4, TR4A (25D4),
TR5, TR250 (22D) **RR1113**

Lumenition Optronic Performance Ignition Kit;
TR3A, TR4, TR4A (25D4),
TR5, TR250 **RR1113P**

Lumenition Magnetronic Ignition Kit;
TR4A **RF4138**
TR5, TR250 **RR1432**

Silicone Lead Set;
TR2-4A **RF4099S**
TR5, TR250 **GHT142S**

Lumenition Performance Lead Set;
TR5, TR250 **GHT142P**

Sports Coil (12 volt), *All models* **GCL110HP**


Spark Plug, high performance;
TR2-4A **GSP4366HP**
TR5, TR250 **GSP6462**

UPDATED HI-TORQUE STARTER MOTOR

Fits as direct replacement. Starts engine regardless of compression or temperature. Up to 200% more cranking power using up to 50% less current.

Hi Torque Starter Motor;
TR2, TR3, TR3A to TS50000 **201906UR**
Replaces bomb type.
TR3A from TS50001, TR4, TR4A **GEU4412UR**
Replaces long type.
TR5 **GXE4439UR**
TR250 **GEU9405UR**

Shim, starter bendix position;
All models (as required) **104549**



KENLOWE ELECTRIC FAN



Kenlowe Cooling Fan Kit;
TR2-3A **RW3037**
TR4-5-250 **RB7065**
For service items and further options, refer to 'Cooling' section.

BATTERY CONDITIONER

The battery charger that turns on and off, automatically.



Suitable for all 12 volt batteries (from 5AH to 100AH), this superb product constantly revitalises the battery cells - helping to extend cell life, without the danger of overcharging.
Comes complete with all fittings & operating instructions.

Battery Conditioner Kit;
0.8amp version **RX1410CTEK**
3.6amp version **RX1410CTEK3600**

Battery Charger 6v/12v Conventional type. **GAC7106**

BATTERY TRAY



Battery Tray;
TR2, TR3, TR3A
TR4, TR4A, TR5, TR250

AM7300
RR1184

ENGINE BAY BONNET LAMP & ACTIVATION SWITCH



Engine Bay Bonnet Lamp
Activation (plunger) Switch

DRC2878
AAU1908A

DIS-CAR-NECT



'Dis-Car-Nect' Starter Immobiliser
Replacement screw knob
Replacement fuse

RX1356
RX1356K
RX1356F

HOW DOES 'DIS-CAR-NECT' WORK?

When leaving your car, simply remove the knob to isolate the starter circuit. The 16 amp by-pass fuse will maintain current to all other electrical circuits (stereo memories, vehicle alarm etc).

Because the starter motor draws over 150 amps, any attempt to connect (hot wire) the starter motor will instantly cause the fuse to blow, immobilising the car until the knob is replaced. If this should happen, simply replace the 16 amp fuse at a convenient time. For extra security, unscrew and remove the immobiliser knob completely, and if you intend to store your vehicle for some time, 'Dis-Car-Nect' will also prevent battery drain, simply unscrew the knob and remove the fuse.

Fits all vehicles and is easily fitted to any battery terminal.

Full installation/user instructions supplied with every unit.

PORTABLE WORKLIGHT

Ideal for working on your car or for jobs around the house.

Inc. 240v-500w tungsten halogen lamp, 2m cable and BS plug.



Portable Halogen Worklight (500w)
Spare Bulb

RX1263
RX1263B

POWER SOURCE INVERTOR



Great for in car entertainment and leisure use!

POWER SOURCE INVERTOR

A power source inverter converts car battery voltage (12v) into a 240v output. You can plug in a variety of mains voltage appliances into the standard UK socket.

Three different invertors are available to suit a range of power requirements. There is overload, overheat and short circuit protection on all models.

150 WATT MODEL **RX1551-150**

Continuous power: 150w. Peak power: 300w
Cigar lighter plug connection. 15A fuse.

Suitable applications: TV, DVD, Video, Computer Consoles, Lights (not fluorescent) Phone charger etc.

300 WATT MODEL **RX1551-300**

Continuous power: 300w. Peak power: 660w
Cigar lighter or battery clip connection.

40A fuse.
Suitable applications: as 150w model plus small power tools, small fridges, stereo etc.

500 WATT MODEL **RX1551-500**

Continuous power: 500w. Peak power: 800w
Battery clip connection only. 70A fuse.

Suitable applications: as 300w model plus medium power tools, colour TV's with DVD's, battery chargers etc.

RADIO AERIAL



Radio Aerial, manual, retractable
Extension Lead

AJM1112
ZKC533

INSPECTION LAMP



Inspection Lamp/Halogen
Plugs into cigar lighter.
Cigar Lighter

RX1424
ZKC1152

AIR HORNS

Air Horns (Electric type)
Twin 'Compressed - Air' Horns.



RX1381

LED BULBS



LED bulbs are durable and vibration resistant, they have a longer life than standard bulbs. They give out an ultra bright light using just a fraction of the power of a standard bulb.

LED Bulbs (each);

12V 21/5W

12V 21/5W RED

12V21W C/C

12V21W C/C AMBER

12V 5W LED

GLB380LED

GLB380LEDRED

GLB382LED

GLB382LED AMBER

GLB501LED

OVERMATS



Overmat Set, TR2-TR5;
Triumph Shield logo, suitable for both RHD & LHD.
black velour, pair
black rubber, pair

RW3020
RR1165RU



DOOR LOCKS



Door Locks - deadlock type (pair)
TR5, TR250

631773DL

For improved security. Uses barrel type keys.
Note: doors can only be locked/unlocked from outside vehicle.



Door Locks - nut fix type (pair)
TR5, TR250

631773NF

Alternative to the clip fix type offering a more positive fixing.

TRIUMPH MERCHANDISE



VEHICLE RECORD LOG & HANDBOOK WALLET



Glovebox wallet/folder
Look & Be Organised.

This wallet is ideal for holding your owners handbook,
service/MOT log, invoices & MOT certificates.

RX1421

Service/MOT record log

A visible service record of your classic.
Use this log book for keeping a full record of your classics
service, tax & MOT dates.
Over the years the historic record will prove to any potential
purchaser how you have cared for your car.

RX1422

WORKSHOP APRON



Workshop Apron
Blue - Triumph embroidered logo.

RX1579TRI

KEY RINGS



Key ring/fob;
'Laurel'
'Triumph shield'
'Union Jack'

RM8194
RF4109
RX1545

PEAK CAP

'Rimmer Bros'
Peak Cap
RX1425PC



VOUCHERS

Vouchers make an
ideal present for
Classic car owners.



Rimmer Bros
'Vouchers';

£5.00 value
£10.00 value
£20.00 value
£50.00 value

RX1337
RX1338
RX1339
RX1341

COFFEE MUGS



Design may vary

'Rimmer Bros' Coffee Mug
'Triumph' Coffee Mug

RX1544A
RX1264



See Web Site
for full details.

ADVERTISING PRINTS



RF4116



RF4117



RF4118

RF4119



RF4120



RF4121



Advertising Print;

- Red TR250 LHD **RF4116**
- White TR4A RHD **RF4117**
- Red TR5 RHD **RF4118**
- Red TR4 LHD **RF4119**
- Red TR4A RHD **RF4120**
- Red TR4 RHD **RF4121**

Reproductions of Original Triumph Adverts.

We have available a good selection of full colour advertisements/posters as released by 'Triumph' - 'British Leyland' representing adverts used Worldwide for various models.

DECALS & BADGES



'Union Jack' Enamel badge (30 x 50mm)

Screw-on (each)

Stick-on (pair)

Grille badge 'T. S. O. A'

'Triumph Sporting Owners Association'

Cloth badge 'BL Motor Sports'

'Sew-on' product.

RX1299

RX1299S

HMP121001

HMP190078

BONNET PINS



Bonnet Pins, pair


RX1555

GB BADGE



GB Badge, brushed stainless **DAM100690MMMP**
Brushed Stainless Steel. Raised letters. Self Adhesive.

ENAMEL PIN BADGES



Enamel Pin Badges;
Triumph World Logo
Triumph Shield
blue & white
red & white

RX1575

RX1573

RX1574

BADGE BAR



Badge Bar;
Original style for TR2 & TR3, includes brackets.

TR2, TR3 bar

TR3A bar

552399

552399X

552399

552399X

TRANSFERS



'Triumph Laurel' Leaf Transfer - Large (200mm dia)
Popular application - Bonnet

Black

Gold

Silver

Red

'Triumph Laurel' Leaf Transfer - Small (50mm dia)
Popular application - Front Wing

Black, Gold or Silver

XKC3700

XKC3702

XKC3701

RB7222

RB7178

TAX DISC HOLDER

FREE



Tax disc holder (Free of charge)

RX1355

MODEL CARS



Model Cars;

TR2

TR3 & TR3A

TR4

TR5

RW3036


RW3035

RF4130

RF4131

Available as 1/18 or 1/43 in various colours.
Please check our website or enquire for prices
and availability as stock changes constantly.

VALVE CAPS



Valve cap set, Triumph

HMP190129



QUIK TAPE SILICONE RUBBER TAPE

Self adhering and fusing, curing into a solid rubber insulator in less than 24 hours. Resists moisture and temperatures up to 260°C. Gives a tough, permanent insulation seal around electrical connections, hoses, pipes (including exhaust) etc.

QUIK TAPE **RX1479**
Black. 25mm wide x 0.5mm depth x 3m length.



COOL TAPE

Consists of a 1mm aluminiumised material bonded to a lightweight, woven fibreglass with super strong adhesive backing. Reflects radiant heat. Limitless application, but common uses include wrapping cables, hoses, fuel lines, 'spot' heat retardation areas and sealing gaps in floors or firewalls. The best product on the market! Flexible, strong adhesive and thin for a tight wrap.

COOL TAPE **RX1474**
Available in 13/8" x 15', 13/8" x 30' and 2" x 60' rolls



UNIVERSAL HEAT SHIELD

This multi-purpose heat shield can be used to protect starter motors, carbs, fuel pumps, electrical boxes, instruments and hydraulic cylinders from intense heat. Easily cut to shape (scissors or knife) it attaches to itself with velcro material. Simply cut off excess material.

UNIVERSAL HEAT SHIELD **RX1470**
7" wide x 24" long



HI-TEMP SHRINK TUBES

These shrink tubes are already supplied with the HT lead kits listed on previous page. They can also be used for many other applications such as an enhanced appearance to any hose or wire, bundle wires as alternative to plastic ties or protecting electrical connections. Available in grey, black, red, blue and in 2 sizes, with a shrink ratio of 3 to 1. Easily installed with naked flame. 18mm size shrinks to 6mm and 12mm size shrinks to 4mm. Supplied in packs of 25.

HI-TEMP SHRINK TUBES;
18mm dia x 38mm long (Pack of 25) **RX1468**
12mm dia x 38mm long (Pack of 25) **RX1469**




THERMAL HEAT SLEEVES

This high temperature sleeving will protect wiring, HT leads, hydraulic hoses and coolant hoses from radiant heat. Two different designs are offered. The fixed tube type is designed to slide over wiring/hoses whereas the velcro type can be easily installed without having to disconnect anything. Easy to cut and shape to suit. Supplied in 3ft lengths.

FIXED TUBE SLEEVE **RX1471**
Supplied in diameters of 0.5", 0.75", 1", 1.25", 1.5"
(all 3ft long)

VELCRO SLEEVE **RX1472**
Supplied in 1 size - 0.5"-1.5" diameter (3ft long).



HEAT & SOUND INSULATION

Designed for insulating floors, bulkheads, transmission tunnels and many other applications from the effects of heat, road noise, engine and transmission noise. Made from an aluminium face bonded to a 1/8" composite fibreglass insulation, then backed to an aggressive adhesive. Tough enough for under vehicle applications and harsh environments where high heat can be a problem. Can also block out up to 50% of unwanted noise. Self adhesive, can be cut with tin snips to any shape.

INSULATION MATERIAL **RX1473**
Supplied in 3 sizes: 2' x 21" (3.5sq ft), 4' x 21" (7sq ft),
4' x 42" (14 sq ft).



HT LEAD & SPARK PLUG PROTECTION

Protect your HT leads and spark plugs from extreme heat and improve the appearance of your engine bay with these top quality products. Ideal for tubular extractor manifold applications where additional heat is generated, but may be fitted to a standard vehicle.


Note: For Manifold insulation wrap, refer to 'Exhausts' in relevant catalogue.



SPARK PLUG SLEEVES

Manufactured from a fibreglass composite material (no arcing), the sleeves slide over the ends of the HT leads, easy installation. Available in silver, black, red or blue.

SPARK PLUG SLEEVES **RX1462**
2 cylinder kit
Order 2 kits for 4 cylinder, 3 kits for 6 cylinder.
8 cylinder kit **RX1463**



HT LEAD SLEEVES

Made from the same material as the spark plug sleeves - these easy install, snug - fitting sleeves will fit any HT lead up to 10mm in diameter. Also included are hi-temp shrink tubes for a sharp finished appearance. Available in silver, black, red or blue.

HT LEAD SLEEVES **RX1464**
2 cylinder kit
Order 2 kits for 4 cylinder, 3 kits for 6 cylinder.
8 cylinder kit **RX1465**



HT LEAD & SPARK PLUG SLEEVE KIT

These kits comprise of both kits listed opposite in one convenient (and cost effective) kit. Colour matched sleeves available in silver, black, red or blue.

HT LEAD & SPARK PLUG SLEEVE KIT **RX1466**
2 cylinder kit
Includes 7ft of HT lead sleeve,
2 plug sleeves & 6 shrink tubes.
Order 2 kits for 4 cylinder, 3 kits for 6 cylinder.
8 cylinder kit **RX1467**
Includes 25ft of HT lead sleeve, 8 plug sleeves
& 25 shrink tubes.

TOOLS

RX1562
Door Weatherstrip Clip Fitting Tool
TR4-5

RX12260HV
Valve Spring Compressor Tool
All models

RX1423
Grease Gun, All models

RX1514
Oil Filter Strap Wrench
Spin-on filter conversion fitted cars

GAT140
Spark Plug Spanner, All models

RX1342
Hood Popper Fixing Tool

RX1384
Sail Eyelet Fixing Tool (Tonneau cover)

GAC5063X
Tenax Fastener Fixing Tool, TR2

650161
'T' Handle, Dzus fasteners, TR2-3A

RX1568
Windscreen Beading Tool

RX1222
Carburettor Adjusting Tool
Stromberg carb fitted cars

GAC5076
Front Road Spring Compressor Tool
All models

RX1389
Clutch Alignment Tool, TR2-5

GENERAL CONSUMABLES

GAC111
WD-40 (Large 400ml)

RX1539
Radweld (Holts); 250ml

RX1508
Easystart (Bradex)

GGC102
Silicone Sealant (Tube 80ml)

RX1511
Hylomar (Gasket Sealant) (100g)

GHF6093
Hand Barrier Cream (40g tube)

RX1549S
Hand Cleaner; 40g tube

RX1549T
1.5g 'one use' sachet

RX1406
Latex/Rubber Gloves (Pack of 100)
Ideal for those really dirty maintenance jobs

GCH112
Exhaust Joining Compound

RX1345
Copper Ease (Tube) (Anti-Seize Grease); 70g

514578P
500g

GBF901
Brake Rubber Grease

RX1257
Brake Cleaner (Aerosol)

RX1586
Loctite; 24ml

XP1SW
3ml

GAC10024ML
Adhesive (Trim/Carpets)
1 Litre Tin

GAC1003ML
370g Aerosol

RX1353
Seam Sealer (Canvas Hoods)

RX1257
Windscreen De-icer (Aerosol) 300ml

RX1586
Screenwash (Concentrated) 1 litre

ROADSIDE TOOLS & TOURING EQUIPMENT

GTT101
Tow Bar;
TR2-3A
TR4
TR4A-5

RX1344
Tow Ball

GTT308
Tow Ball Cover

CONS5220
Lightweight Overalls, disposable;
Large
Extra Large

RX1580
Warning Triangle

RX1580HD
Safety Jacket, high visibility

RX1399
Foot Pump - double barrel

GAC9904X
Air Compressor (12V) (Plugs into cigar lighter);
Standard
Heavy Duty

110774
First Aid Kit

121790
Fire Extinguisher (dry powder) 1kg

RS2014
Jack, side lift, TR2-4

311346
Ratchet Handle, side lift jack, TR2-4

1185166
Scissor Jack, Handle, Wheel Brace
& Hardura Bag Kit, TR4A-5

RX1364
Scissor Jack & Handle only

KACH100
Wheel Brace only
All steel wheel models.

88G329
Tool Kit Bag only (Hardura)

11B5166
Wheel Hammer (All wire wheel models);
Copper/hide
Zinc Alloy
Copper

KAS42
Spanner, octagonal knock-off removal
All wire wheel models.

RX1499
Wire Wheel Spanner, improved;
Octagonal knock-offs

RX1498
2 eared knock-offs

AHH5839W
Wood - 2 eared knock-offs
Avoids damage from hammer blows.

RX1434
Cloth Cover, wire wheel spanner
For improved wire wheel spanners RX1499 & RX1498.

KACB101
Brush, wire wheel cleaning
All wire wheel models.

ENGINE OIL



Multigrade Engine Oil (20W/50). 5 Litre
Castrol XL30 Monograde Engine/Gear Oil
Ideal for running in a newly assembled engine.
4.55 Litre/1 Gallon
Castrol Classic XL (20W/50) Multigrade Engine Oil
4.55 Litre/1 Gallon
1 Litre

GGL104
RX1570
RX1363
RX13631L

XPower (10W/40) Semi-Synthetic Engine Oil;
5 Litre
1 Litre
XP1040PS5
XP1040PS1

ENGINE OIL CAPACITY (INC FILTER)
TR3-4A - 6.25 LITRES, TR5-250 - 5.10 LITRES

GEAR OIL

CAPACITIES:
TR2-3A NON-O/D GEARBOX
- 0.85 LITRES
TR4-5 NON-O/D GEARBOX
- 1.13 LITRES
ALL O/D GEARBOXES
- 2 LITRES
TR2-4A (RIGID) DIFFERENTIAL
- 0.8 LITRES
TRA (IRS) - TR5 DIFFERENTIAL
- 1.42 LITRES

Gear Oil (EP90);
5 Litre
1 Litre



GUL805
XP041L

REAR SHOCK ABSORBER OIL

Rear Shock Absorber Oil,
500ml
AAA149M
For lever type shock absorbers.



COOLING SYSTEM



Anti-Freeze;
1 Litre
5 Litre
K-Seal Repair Solution (Cooling System)
Hotts Wonderweld;
250ml
500ml

GAC2018X
GAC2019
RX1554
RX1539-250ML
RX1539-500ML

COOLING SYSTEM (INC HEATER);
TR2-4A - 8 LITRES, TR5-250 - 6.2 LITRES

BRAKE/CLUTCH FLUIDS



Standard (DOT 3) 1 Litre
Silicone;
0.5 Litre*
1 Litre*
**Do not mix with standard fluid.*

GBF103
RX1327
RX1326

GREASE & LUBE



Lithium Grease, 400g (Tube) (Multi-Purpose) **GGL111**
Brake Rubber Grease **514578P**
Cam Lube (for assembly), 250ml **RX1358**
Copper Slip (Anti-seize);
70g **RX1345**
500g **RX1585**

RADIATOR RELIEF



Radiator relief allows your radiator to transfer heat more efficiently, reducing your engines operating temperature (which is obviously controlled by the thermostat) by up to 30°F. You therefore have 'a little bit in hand' for those hot days stuck in traffic. This proven coolant additive will also cut engine warm-up time in half which will reduce engine wear which is most extreme when the engine is cold. Fully compatible with water and anti-freeze and is safe with cast iron and all alloys.

- 30°F lower operating temperature
- 50% quicker warm up time
- Safe with water/antifreeze mixture
- Safe with cast iron, alloy engines and heads
- Increased engine life!
- 100% biodegradable, non corrosive, non toxic
- For use in all water cooled engines

RADIATOR RELIEF (473ml) Treats 1 engine.

RX1461-473

COOLING SYSTEM ADDITIVE

A MUST FOR ALL OWNERS

UNLEADED FUEL ADDITIVES

Bottled additives are available which can be mixed with either 'Premium' or 'Super' unleaded depending upon application. It usually works out cheaper to use bottled additives than leaded or LRP - work it out for yourself!



Castrol Valvemaster, 250ml **RX1407VM**
Castrol Valvemaster Plus, 250ml **RX1407VMP**

Endorsed by the federation of British Historic Vehicle Clubs (FBHVC), having been independently tested and approved, both products offer a high level of protection against valve seat recession under all driving conditions. In addition, castrol valvemaster plus provides an octane boost to premium unleaded petrol which reduces pinking or knocking on high compression or performance applications. This also usually avoids the need to re-tune your engine. Treats 250 litres of petrol.

OIL JUGS



Castrol Oil Jugs
1/2 Pint
1 Pint
2 Pint
All Three Jugs

RX1395
RX1396
RX1397
RX1398


OIL DRIP TRAY



Oil Drip Tray, 635mm x 1200mm

GAC9905X

BODY CARE



AUTOGLYM CAR CARE KITS

The following kits work out cheaper than purchasing individual items.

BASIC CAR CARE KIT RX4079
Contents include: BODYWORK SHAMPOO, RESIN POLISH, SPONGE.

WASH'N'POLISH KIT RX4080
Contents include: BODYWORK SHAMPOO, RESIN POLISH, SPONGE, GLASS POLISH, POLISHING CLOTH, AQUADRY.

HOME VALET KIT RX4081
Contents include: BODYWORK SHAMPOO, RESIN POLISH, SPONGE, VINYL & RUBBER CARE, POLISHING CLOTH, AQUADRY, CLEAN WHEELS.

FINISHING TOUCHES KIT RX4082
Contents include: GLASS POLISH, EXTRA GLOSS, VINYL & RUBBER CARE, CHROME POLISH, BUMPER CARE, POLISHING CLOTH

INTERIOR CARE KIT RX4083
Contents include: VINYL & RUBBER CARE, INTERIOR SHAMPOO, LEATHER CARE, POLISHING CLOTH.

CONNOISSEUR KIT RX1510
Contents include: SILICONE RESIN POLISH, BODYWORK SHAMPOO/CONDITIONER, CAR INTERIOR SHAMPOO, GLASS POLISH, CUTTING POLISH, ULTRA DEEP SHINE, EXTRA GLOSS PROTECTION, BUMPER CARE, VINYL & RUBBER CARE, LEATHER CARE CREAM, SUPERGLYM CHROME POLISH, CLEAN WHEELS, PERFECT POLISHING CLOTH, AQUA DRY, CLEAN MACHINE.

AUTOGLYM CAR CARE PRODUCTS

Silicone Resin Polish (325ml)	RX1312
Bodywork Shampoo/Conditioner (500ml)	RX1313
Car Interior Shampoo (500ml)	RX1314
Glass Polish (325ml)	RX1315
Cutting Polish (325ml)	RX1316
Ultra Deep Shine (500ml)	RX1558
Extra Gloss Protection (325ml)	RX1317
Bumper Care (325ml)	RX1318
Vinyl & Rubber Care (500ml)	RX1319
Leather Care Cream (325ml)	RX1320
Superglym Chrome Polish (55g)	RX1321
Insect Remover (450ml)	RX1567
Clean Wheels (500ml)*	RX1322
Perfect Polishing Cloth (21sq ft)	RX1323
Aqua Dry (Synthetic Chamois)	RX1324
Clean Machine (1 Litre)	RX1325
Hood Care & Maintenance Kit	RX1433
Instant Tyre Dressing	RX1368
Intensive Tar Remover	RX1367
Alloy Wheel Seal (450ml)	RX1443
Silicone spray.	

OTHER CAR CARE PRODUCTS

Sponge	RX1415
Wash Leather	RX1416

WAXOYL
The Original

FINNEGANS 'ANTI-CORROSION' WAXOYL

Waxoyl starter kit
Includes: 2.5L Waxoyl, spray gun & probe.

Waxoyl;

- 5 litre can
- Clear
- Black

2.5 litre cartridge
High pressure spray gun
Use with 2.5 litre cartridge.

Aerosol (400ml)

Aerosol (200ml)

Underbody seal;

- 1 litre
- 500ml

RX1032

RX1027
RX1027BLACK
RX1028
RX1030

RX1026
RX1025

RX1024
RX1023



HOOD CARE



RENOVO

A range of products to clean, renovate and protect your hood cover, tonneau cover or hood stowage cover, whether made from vinyl, canvas or mohair material.

Vinyl Top Cleaner (500ml)	RX1529
Dry Cleaner Shampoo - Canvas/mohair (300ml)	RX1530
Soft Top Reviver - Canvas/mohair Available in black, blue & brown.	
500ml size	RX1525
1 litre size	RX1524
Ultra Proofer - Canvas/mohair 500ml size	RX1527
1 litre size	RX1526
Ultra Proofer - Vinyl (500ml)	RX1528
Plastic Window Polish 50ml size	RX1531
100ml size	RX1532

WHEEL CLEANER



'MWS' SPECIALIST WHEEL CLEANER KIT

This specialist wheel cleaning system will help you care for your Classic's wheels.

Suitable for all Steel, Alloy and Wire wheels (including painted & chromed), this wheel cleaning system uses a unique 2-stage process that not only cleans, but gives wheels a superb lasting finish that helps to protect them, making them easier to care for and clean in the future.

'MWS' Wheel Cleaning Kit - RX1405

Kit includes;

- Special cleaning solution (580ml).
- Wooden handled cleaning brush & dispenser.
- Finishing/protection solution (180ml)
- 2 pair of disposable gloves.

Cleaning solution breaks down brake dust & road grime. Brush & dispenser gets into all those awkward places.
Finishing/protection solution leaves wheels like new.

CAR-CAPSULE

The dry solution for car storage problems

Car-Capsule practically eliminates the problems of dust, dirt, scratched paintwork & moisture retention, which can lead to corrosion problems.

Quick and very easy to use, Car-Capsule is suitable for both long and short term storage.

The energy efficient (low-voltage) fan maintains a continuous flow of filtered air passing over and through the stored vehicle.

Car-Capsule helps prevent interiors from becoming damp & musty during storage.

TR Car-Capsule (480x180cm) RX1402

Also available in 420x160cm (RX1401) & 540x200cm (RX1404) sizes.



OUTDOOR COVERS 'MONSOON' & 'STORMFORCE' SEMI-TAILORED CAR COVERS

FEATURES...

- Tough grey outer skin
- Soft non woven lining
- Double stitched with heated seams
- Roof vents allowing moisture to escape
- Under body securing straps with soft fastener covers
- Elasticated front & rear hems for snug fit
- UV resistant to prevent paint fade
- Complete with zipped storage bag
- Great value for money!

TOTAL PROTECTION!



Our range of semi-tailored outdoor waterproof car covers offer total protection with a range of sizes to suit all applications. The 'Monsoon' cover is designed for winter use, while the 'Stormforce' cover is an all-season cover, offering more resistance to strong UV light and therefore a longer service life.

Outdoor Car Cover;

Spitfire, GT6, TR2 & TR3
TR4 - 6, TR7 - 8, Dolomite, Herald, Vitesse
Stag
2000/2500 saloons, Rover SD1
Extra large - Range Rover etc

'Monsoon'

RX1516
RX1517
RX1518
RX1519
RX1520

'Stormforce'

RX1516SF
RX1517SF
RX1518SF
RX1519SF
RX1520SF

INDOOR TAILORED CAR COVERS Cover it up!



Look at these features...

- Breathable Cotton material.
- Available in a choice of colours.
- Excellent tailored fit.
- Superb Value for Money.
- Embroidered Model Name/Logo.
- Supplied with FREE Storage Bag.
- Manufactured in the UK.

Indoor Tailored Car Cover;

TR2-3A
blue
green
red
TR4-5
blue
green
red

RW3228BLUE
RW3228GREEN
RW3228RED

RF4108BLUE
RF4108GREEN
RF4108RED

These quality tailored indoor car covers are exclusive to Rimmer Bros, and have been individually designed for each model to ensure a really close fit. They are manufactured to our specification in a 'Breathable Sateen Cotton' material that is strong, but yet light in weight, making them very easy to fit.

They will provide ideal protection whilst your car is in the garage - whether just parked up for a few days, or stored over the winter months - from dust, bright sunlight and from those annoying little marks when people brush past. The covers, which are available in a choice of colours, are supplied with a matching storage bag.

This product is manufactured Solely in the United Kingdom. Available in Blue, Red & Green.

Indoor Car Covers also available for other models.

HARD-TOP STAND & COVER



The safe & easy way to store your hard-top.

The simplest solutions are usually the best, and our stand & cover system really is the best way to store, care and protect your hard-top when it's not in use.

The frame (which is powder coated), is made from high quality steel. For manoeuvre-ability it is fitted with 4 castor's (with rubber tyres) and footbrakes, and when not in use folds flat.

The protective cover - which is fitted with adjustable securing straps & quick release buckles, is manufactured in 'Evolution4', a 4-layer breathable fabric, giving a strong outer layer and a smooth non-scratch inner lining.

The 1-piece cover also has 2 carry handles.

Hardtop Stand & Cover, Large

RX1420L

Cover only (Also available separately);

Large
Small

RX1420LC
RX1420SC

ORIGINAL TECHNICAL PUBLICATIONS ON DVD



- FACTORY PARTS CATALOGUES
 - WORKSHOP MANUALS
 - DRIVER'S HANDBOOKS
- ALL ON ONE DVD!**

Compiled from the archives of the Heritage Motor Centre using original factory data, a DVD is now available for all TR's which combines all the factory publications of Parts Catalogues, Workshop Manuals and Driver's Handbook - all on one DVD!

The DVD includes all the publications for all years of production - in easy to print pdf format.

Also included are details about the Heritage Motor Centre and the British Motor Industry Heritage Trust along with pdf reader software for those requiring it.

Available for the first time, it represents superb value for money - an excellent saving if you were purchasing all three publications in paper format! In addition, certain publications are out of print, so this DVD can now give access to original factory data for the first time in many years.

Triumph DVD;

TR2/3/3A, 1953-62

TR4/4A/5/250, 1961-68

TR6

HMCC7001DVD

HMCC7002DVD

HMCC7003DVD

TRIUMPH DVD'S



TRADITIONAL TRIUMPH TR

Single DVD. 80 Mins.

The story commences with the pre-war sporting cars created by the original Triumph factory before the takeover by the Standard Motor Company and the proceedings that led to the prototype 207S which was developed into the ground breaking TR2. Every model in the TR range is covered up to the last of the line TR6 which was finally replaced by the all new 'Bullet' project we more commonly know as the TR7.

Featuring interviews with the engineers who developed the cars and Triumph historians, this DVD is sure to appeal to classic car enthusiasts and particularly fans and owners of cars bearing the Triumph badge. Archive material is included throughout along with extensive new footage which includes the works race and rally cars as they appear today.

RX1593



CODE NAME: BULLET - THE STORY OF THE TRIUMPH TR7 & TR8

Single DVD. 90 Mins.

For anyone that has ever owned a TR7, dreamed of owning a TR7, a bit of a Triumph fan or just interested in cars, this DVD is for you.

One of the most popular aspects of the TR7 history is the Abingdon Works rally programme. Thanks to ex-Competitions Manager, Bill Price, there is lots of old footage. Combined with other TR7 Works rally car extracts, and a wealth of historic stills, this makes up a substantial proportion of 'Code Name: Bullet'. But besides the rally cars, the entire history of the evolution and development of the TR7/TR8 is covered in this DVD. The TR7 designer, Harris Mann, is interviewed giving a unique insight into the requirements laid down for the new British sports car at the time of its inception. A wealth of historic images and footage helps to tell the TR7 story and take a close-up look at the prototype TR7 variants housed at the Heritage Motor Centre, Gaydon.

RX1590



CODE NAME: BOMB - THE STORY OF THE TRIUMPH SPITFIRE & GT6

Single DVD. 80 Mins.

Every different model within the Spitfire/GT6 range is covered along with the Works race and rally programmes which garnered much praise for the Standard Triumph marque.

The main feature is the history of the cars from the Herald origins, the original 'Bomb' prototype, the Works rally and race car programmes, all the way to the GT6 MK3 and Spitfire 1500 models. Featuring the Triumph engineers and Triumph Stylists who were involved at the time, plus Triumph historians, enthusiasts and owners.

There is also extended interviews with former Triumph personnel.

RX1592

CODE NAME: STAG MICHELOTTI'S MASTERPIECE

Single DVD. 85 Mins.

The definitive story of the Triumph Stag. The origins of the car, the development, the prototypes, the fastbacks, the press launch cars, the production and the 4x4 Stag. Extended interviews with two of the Triumph engineers behind the development of the Stag.

The known surviving Stag prototypes have been tracked down along with many other important early cars. Triumph historians have given their input, assistance and advice; and enthusiasts cars have been filmed extensively. All this combined with a wealth of historic images and footage.

RX1591

HAYNES OWNERS WORKSHOP MANUAL - MAN

All models, shapes, sizes & colours, 120,000BC to present day.

By Dr Ian Banks. 160 pages, 200 colour illustrations.

Man Manual (2nd edition)

The definitive step-by-step guide to men's health. The first edition of this book became an international best-seller.

This new edition, now all in colour, has been revised and updated to take account of developments in the fast-moving world of health care and disease prevention.

New material includes sections on asthma, allergies, diabetes, metabolic syndrome and statins.

Men are far more likely to look after their cars than their own bodies!

Reading this could mean the difference between a healthy, high mileage life and premature breakdown.

'Man' Haynes Manual

RX1534



WORKSHOP MANUALS (FACTORY)

TR2-3A	502602SC
TR4/TR4A	510322
TR5 Pi Supplement	545053
TR6	545277
TR5/TR250/TR6 (Pocket size)	545277HBS
TR7	AKM3079B
TR8	AKM3971
Stag	AKM3966
Stag - Engine Service Manual (Pocket Size)	RS1542
Spitfire Mk1/2/3	511243
Spitfire MkIV	545254
Spitfire 1500, Soft Cover	AKM4329SCVR
Spitfire (Pocket Size)	RL1637
GT6/Vitesse	512947
Herald	511243
Dolomite Sprint	AKM3629
Triumph 2000/2500	AKM3974
SD1 (1982 on)	AKM5343

WORKSHOP MANUALS (HAYNES)

TR2-4A	RF4128
TR5-6	RR1020
TR7	RB7210
Stag	RS1401
Spitfire	RL1222
GT6/Vitesse	RG1001
Herald	RH5194
SD1, 2000/2300/2600	R01068
SD1, 3500	R01069
Carburettor Manual (Weber, Zenith, Stromberg)	RX1412
Haynes Manual Protector	RX1569



PARTS BOOKS (FACTORY)



TR2/3	501653SC
TR4	510978
TR4A	514837
TR250	516914
TR5	516915
TR6 (to 1973)	517785A
TR6 (1974 to '76)	RTC9093A
TR7 (1975 - 78)	RTC9814CA
TR7 (1979 on)	RTC9828CC
TR7/8 (to '79)	RTC9020B
Stag	519579
Spitfire ('4' Mk1 & Mk2)	511682
Spitfire (Mk3)	516282
Spitfire (MkIV)	RTC9008A
Spitfire 1500 (Late)	RTC9819CB
GT6 (Mk1 & Mk2)	515754
GT6 (Mk3)	520949A
Herald (1200 - 12/50)	510597
Herald (13/60)	517056
Vitesse (1600/2000 Mk1)	511408
Vitesse (2 Litre Mk2)	517786
Dolomite (All Models)	RTC9822CB
Triumph 1500 (RWD)	RTC9019A



OWNERS HANDBOOKS



TR2	501528-1
TR3	501528-2
TR3A	501528-3
TR4	510326
TR4A	512916
TR250	545033
TR5	545034
TR6	545078
See catalogue for full listings	
TR7 USA (1977)	RTC9209-77
TR7 (Coupe 77-81)	AKM4332
TR7 ('81 on inc. conv.)	AKM4853
TR8	AKM4779
Stag	545105
Spitfire Mk1/2	RL1548
Spitfire Mk3	545017
Spitfire MkIV	545220
Spitfire MkIV (USA)	545189
Spitfire 1500	RTC9221
Spitfire 1500 (USA)	AKM4544
GT6 (Mk1)	RG1293
GT6 (Mk2)	545057
GT6 (Mk3)	545186
Herald (1200 & 12/50)	512893
Herald (13/60)	545037
Vitesse (1600 Mk1)	511236
Vitesse (2 Litre Mk1)	545006
Vitesse (2 Litre Mk2)	545070
Dolomite Sprint	545601
Triumph 2000/2500	AKM3617
SD1 - Refer to catalogue	

ORDER

BY PHONE: 01522 568000 / ON LINE: www.rimmerbros.co.uk / E-MAIL: sales@rimmerbros.co.uk

ACCESSORIES - ALL MODELS

REFERENCE / INFORMATION BOOKS



1



2



3



4



5



6




7



8



9



10




11



12



13



14



15




16

- | | | | |
|---|---|---|--|
| 1 Collectors Originality Guide TR2-TR8 (Bill Piggot) 352 pages. RX1295 | 8 TR6 Portfolio RR1325 | 17 Stag Portfolio RS1525 | 26 Triumph Vitesse 62-71 Road Test Book (RM Clark - Brooklands). 100 pages. RV6117 |
| 2 How to restore - TR2/3/3A/4/4A (Roger Williams) 208 pages. RX1581 | 9 Triumph Sports Cars - 1967-74 (Road & Track) 90 pages RX1269 | 18 Spitfire Portfolio RL1390 | 27 Spitfire Competition Prep Manual (RW Kastner). 64 pages. RL1638 |
| 3 How to restore - TR5/250 & TR6 (Paperback, 192 pages with over 300 photographs and illustrations. RX1497 | 10 Triumph Cars in America (Michael Cook) RX1506 | 19 GT6 Portfolio RG1140 | 28 GT6 Competition Prep Manual (RW Kastner). 28 pages. RG1294 |
| 4 How to Restore TR7 & 8 (Roger Williams). 176 Pages. RB7694 | 11 'Road & Track on Triumph Sports Cars 74-82 (Brooklands). 88 pages. RX1439 | 20 2000/2500 Road Test Book (Brooklands) 100 pages RX1430 | 29 Spitfire Mk3, IV, 1500 Workshop Manual (Glovebox size) (Practical Classics reprint, 186 pages). RL1637 |
| 5 Triumph TR: Haynes Great Cars Series (Bill Piggot) RX1523 | 12 Triumph Sports Cars (William Krause). 96 pages RX1507 | 21 The Rover V8 Engine (David Hardcastle) 208 pages. RX1439 | 30 Collectors Guide (Spitfire & GT6) (Graham Robson). RL1417 |
| 6 TR2 & TR3 Gold Portfolio 52-61 (RM Clark - Brooklands). 172 pages. RW3033 | 13 Triumph Haynes Classic Makes RX1557 | 22 Tuning Rover V8 Engines (David Hardcastle) 208 pages. RX1507 | 31 Restoration Manual - Spitfire, Herald, GT6 & Vitesse (Haynes) RL1418 |
| 7 TR4/5/250 Road & Track RF4114 | 14 Triumph Cars; The Complete Story (Robson & Langworth). 352 pages. RX1388 | 23 Range Rover - Purchase & Restoration Guide (David Pollard) RX1297 | |
| | 15 TR For Triumph (Chris Harvey). 221 pages. RX1297 | 24 Range Rover - The Complete Story (James Taylor) Note: refer to Range Rover catalogue for other titles. RX1302 | |
| | 16 Triumph Sports Cars (Shire Album) (Graham Robson). 32 pages RX1302 | 25 Triumph Herald 59-71 Road Test Book (RM Clark - Brooklands). 100 pages. RH5299 | |


Please note: Certain books may be out of print and are shown for illustration purposes.



17



18



19



20




21




22



23




24



25




26



27



28



29




30



31

VEHICLE NUMBER PLATES



STANDARD



DELUXE-3D



BLACK - PRESSED ALUMINIUM



BLACK - ACRYLIC



BLACK - ACRYLIC (ENGRAVED)

Number plates can only be sold directly to the owner of the vehicle together with proof of ownership and personal identification.

We will need sight of the following three original documents:-

- Vehicle registration document (V5)
- Driving Licence or utility bill.
- Passport or credit card (with photo ID), or travel/works pass (with photo ID).

Number plates are made to special order.

Please note that it is also now mandatory in the UK for all new number plates to bear the originating suppliers name, postcode and telephone number (i.e. Rimmer Bros).

Vehicle Number Plate - Front;

- Standard
- Standard with 'GB' logo
- Deluxe - 3D effect
- Deluxe - 3D effect with 'GB' logo

NPF
NPFGB
NPF3D
NPF3DGB

Vehicle Number Plate - Rear;

- Standard
- Standard with 'GB' logo
- Deluxe - 3D effect
- Deluxe - 3D effect with 'GB' logo

NPR
NPRGB
NPR3D
NPR3DGB

Vehicle Number Plate (Pair) - Black;

Black background, Silver letters.

Legal on Vehicles Reg. to 1/1/73.

- Pressed aluminium (PR)
- Acrylic - standard letters (PR)
- Acrylic - engraved letters (PR)

RX1365
RX1365B
RX1365A

Fitting Kit - number plates

Universal kit including 4 self tap screws, 2 white cups, 2 yellow cups & 8 double sided adhesive pads.

NPK

PARKING SIGNS



RX1628

RX1629

Parking Sign, printed aluminium, Triumph Parking only 23cm x 30cm

RX1628

Parking Sign, embossed 18 gauge steel, Triumph Parking only 30cm x 45cm

RX1629

Xpart Trade Pack Consumables



The Trade Pack Consumables shown are what the professional Motor Trade use. They are for general use and are not intended to replace those listed for specific applications elsewhere in this catalogue.

Ideal for having to hand - makes the job enjoyable and go more efficiently.

We also offer a full range of consumables on our website under the XPart Brand.

Go on treat yourself!

IMPERIAL O RING BOX SET

Quantity: 382

ID x Thickness in mm x 1.78:

2.9, 3.68, 4.48, 5.28
6.07, 7.66, 9.25

ID x Thickness in mm x 2.62:

9.19, 10.78, 12.31, 13.95, 15.54,
17.13, 18.72

ID x Thickness in mm x 3.53: 18.64, 20.22,

21.82, 23.40, 24.99, 26.58, 28.17, 29.75, 31.34,
32.92, 34.52, 36.10, 37.69.

ID x Thickness in mm x 5.33: 37.47, 40.65, 43.82.

XPart Imperial O Ring Box Set

CONS1101



UNF HT SETSCREWS

Quantity: 150.

Grade S. Zinc Plated

Sizes: 3/16 x 1",
1/4 x 3/4", 1/4 x 1",
1/4 x 1 1/2",
5/16 x 3/4",
5/16 x 1", 5/16 x 1 1/2",
3/8 x 1".

XPart UNF HT Setscrews

CONS1010



REPAIR WASHERS

Quantity: 230

Mudguard type

Zinc Plated

Sizes: 3/16 x 1"
3/16 x 1 1/2"
1/4 x 1", 1/4 x 1 1/2",
5/16 x 1", 5/16 x 1 1/2",
3/8 x 1 1/2", 3/8 x 2"

XPart Repair Washers

CONS1094



FIBRE WASHERS

Quantity: 610

Sizes: 13/64 x 3/8"
1/4 x 3/8", 3/8 x 5/8"
13/32 x 5/8",
29/64 x 11/16",
1/2 x 3/4", 5/8 x 7/8",
49/64 x 15/16"

XPart Fibre Washers

CONS1095



STEEL BA SCREWS & NUTS - ROUND HEAD

Quantity: 300 Pairs

Zinc Plated

Sizes: 6BA x 1",
4BA x 1", 2BA x 1",
2BA x 2".

XPart Steel BA Screws
& Nuts - Round Head

CONS1033



U NUTS & FLAT CLIPS

Quantity: 510

Imperial & Metric Sizes

U Nut Sizes: No 6,
No 8, No 10, No 12,
No 14

J Nut Sizes: No 14

XPart U Nuts & Flat Clips

CONS1168



IMPERIAL SPLIT COTTER PINS - COMMERCIAL SIZES


Quantity: 220

Zinc Plated

Sizes: 1/8 x 1 1/2",
1/8 x 2 1/4",
9/64 x 1 1/2",
5/32 x 1 5/8", 3/16 x 3",
1/4 x 3", 5/16 x 3"

XPart Imperial Split Cotter Pins -
Commercial Sizes

CONS1039



UNF STEEL NUTS

Quantity: 300

Zinc Plated

Sizes: 3/16", 1/4",
5/16", 3/8" UNF

XPart UNF Steel Nuts

CONS1020



SPEED FASTENERS

Quantity: 1000

Round & Rectangular

Flat Clips

Imperial Sizes: 1/8",
5/32", 3/16", 1/4".

Metric Sizes: 3, 4, 5, 8mm

XPart Speed Fasteners

CONS1030



CLEVIS PINS

Quantity: 175

Zinc Plated

Sizes: 3/16 x 5/8",
3/16 x 7/8",
1/4 x 5/8",
1/4 x 11/16",
5/16 x 7/8", 5/16 x 1",
3/8 x 1 1/4", 6 x 20mm

XPart Clevis Pins

CONS1037



UNF NYLON INSERT LOCKING NUTS

Quantity: 220

P type, Zinc Plated

Sizes: 1/4", 5/16",
3/8", 7/16", 1/2" UNF

XPart UNF Nylon Insert Locking Nuts

CONS1021



INTERNAL & EXTERNAL LOCK WASHERS


Quantity: 1000

Shakeproof

ID Sizes:
3/16", 1/4", 5/16",
3/8", 7/16", 1/2"

XPart Internal & External Lock Washers

CONS1093



IMPERIAL SPRING ROLL PINS

Quantity: 385

Sizes: 3/32 x 1",
1/8 x 1 1/2",
5/32 x 3/4",
5/32 x 2",
3/16 x 1", 3/16 x 2",
1/4 x 1", 1/4 x 2",
5/16 x 1", 5/16 x 2"

XPart Imperial Spring Roll Pins

CONS1045



TABLE 3 FLAT WASHERS

Quantity: 800

Zinc Plated

ID Sizes: 3/16",
1/4", 5/16", 3/8",
7/16", 1/2".

XPart Table 3 Flat Washers

CONS1091



IMPERIAL COPPER WASHERS


Quantity: 300

Sizes x 20g:
3/16 x 7/16",
1/4 x 9/16"

Sizes x 18g:
5/16 x 5/8", 3/8 x 3/4",
7/16 x 7/8",
Sizes x 16g: 1/2 x 1"

XPart Imperial Copper Washers

CONS1164



POP RIVETS & WASHERS - LARGE & STANDARD FLANGE

Quantity: 350

Standard Flange Sizes:
1/8 x 3/8", 1/8 x 1/2",
5/32 x 1/2",
3/16 x 1/2",
3/16 x 3/4".

Large Flange Sizes:
3/16 x 1/2", 3/16 x 3/4",
3/16 x 1"

XPart Pop Rivets & Washers -
Large & Standard Flange

CONS1046



PUSH ON TERMINALS

Quantity: 200
Pre-Insulated
Sizes: 2.8, 4.8, 6.3, 9.0mm
Colours: Red, Blue, Yellow
Types: Male Piggy Backs, Fully Insulated Female Spades, Male Blades, Bullets, Receptacle Sockets, Butt Connectors



XPart Push on Terminals

CONS1005

NO PLATE FIXINGS

Quantity: 240 Sets
Cap, Dome & Screws (PZD 8 x 3/4")
Nylon Nuts & Bolts (1" long slotted bolts)
White, Yellow & Black



XPart No Plate Fixings

CONS1032

TYRE VALVES, CORES & ACCESSORIES

Quantity: 115
Contains: Metal, Plastic Extensions, Short, Long Cores, Short & Long Tubeless Valves, Valve Tool, Key Clip, Plastic Caps



XPart Tyre Valves, Cores & Accessories

CONS1081

RING & FORK TERMINALS

Quantity: 200
Pre-Insulated Forks: 3.7 (Red, Blue), 5.3mm (Red, Blue).
Rings: 3.2 (Red, Blue), 3.7 (Red, Blue), 5.3 (Red, Blue, Yellow), 6.4 (Red, Blue), 8.4 (Blue, Yellow), 10.5mm (Yellow)



XPart Ring & Fork Terminals

CONS1004

O CLIPS

Quantity: 125
Zinc Plated
Sizes: 3/8" (8 - 11mm), 7/16" (9 - 11mm), 1/2" (11 - 13mm), 9/16" (13 - 15mm), 5/8" (15 - 18mm), 3/4" (17 - 20mm), 7/8" (20 - 23mm)



XPart O Clips

CONS1070

PUNCTURE REPAIR KIT

33 Piece Set
Contains: Vulcanising Fluid (Cement), Waterproof Crayon Marker, Patches
Patch Diameter Sizes: 45, 55, 60, 80mm



XPart Puncture Repair Kit

CONS1176

INSULATED TERMINALS & CRIMPING TOOL

Quantity: 206
Contains Popular Red & Blue
Pre-Insulated Terminals with Crimping Tool




XPart Insulated Terminals & Crimping Tool

CONS1172

PIPE REPAIR KIT - O CLIPS & PIPE JOINERS

Quantity: 72
Zinc Plated
Joiner Sizes: 1/4", 5/16", 3/8", 1/2", 5/8"
O Clips Sizes: 1/2", 9/16", 5/8", 3/4", 7/8" (17 - 20mm)



XPart Pipe Repair Kit - O Clips & Pipe Joiners

CONS1175

STRETCH FABRIC & WATERPROOF FIRST AID ADHESIVE PLASTERS

Quantity: 120
Individually Wrapped
Fabric Sizes: 7 x 2.4mm, 7 x 3.8mm



XPart Stretch Fabric & Waterproof First Aid Adhesive Plasters

CONS1179

HEAT SHRINK TUBING - 50MM & 70MM LENGTHS

Quantity: 160
Diameter x Length: 3.2 x 50, 4.8 x 50, 12.7 x 70mm
Black, Blue, Red & Yellow



XPart Heat Shrink Tubing - 50mm & 70mm Lengths

CONS1006

BRAKE SHOE HOLD DOWN KIT

Quantity: 200
Pins Suitable for: Ford, Peugeot, Fiat
Springs Suitable for: Ford, GM/Vauxhall, Renault
Washer types: Lockheed, Girling



XPart Brake Shoe Hold Down Kit

CONS1057

RUBBER LINED P CLIPS

Quantity: 30
EPDM Rubber
Zinc Plated Mild Steel
Cable Diameter Sizes: 6, 8, 10, 13, 16, 21, 29, 35mm



XPart Rubber Lined P Clips

CONS1120

XPART GLASS AUTO FUSES

Quantity: 185
Sizes: 2, 5, 10, 15, 25, 35, 50amp




XPart Glass Auto Fuses

CONS1001

EXHAUST MANIFOLD STUDS & NUTS

Quantity: 80
Stud Sizes: M10 x 52, M8 x 37, M10 (Fine) x 37, 3/8" (UNF, UNC), 5/16" (UNF/UNC, UNF, UNC)
Brass Nut Sizes: M8, M10 (Fine), 3/8" (UNF, UNC), 5/16" (UNF/UNC)
Copper Flashed Nut Sizes: M10



XPart Exhaust Manifold Studs & Nuts

CONS1056

RUBBER GROMMETS - BLANKING & WIRING (CABLE)

Quantity: 240
Blanking Sizes: 8, 9.5, 12.5, 16.3, 19, 25.4mm
Wiring (Cable) Sizes: 6.4 x 4.75, 9.5 x 6.4, 9.5 x 8, 12.5 x 9.5, 12.5 x 11, 16 x 12.5mm



XPart Rubber Grommets - Blanking & Wiring (Cable)

CONS1000

IMPERIAL (UNF & BSP) GREASE NIPPLES

Quantity: 121
Angled & Straight
Zinc Plated
BSP Sizes: 1/8" (Hex, Straight, 45°, 90°), 1/4" (Straight)
UNF Sizes: 1/4" (Straight, 45°, 90°), 1/4" Long (Straight)



XPart Imperial (UNF & BSP) Grease Nipples

CONS1071

DISPLAY RACK FOR BOX ASSORTMENTS

Holds up to 10 Boxes
Can be free standing or wall mounted.
Does not include contents.



XPart Display Rack for Box Assortments

CONS1111

Xpart Trade Pack Consumables

SOLDERLESS NIPPLES

Quantity: 48

Barrel Side Screw
Size: 6mm

Barrel Top Screw
Sizes: 6, 8mm



XPart Solderless Nipples

CONS1130

STEEL WOOL

Quantity: 15



Industrial Quality
Grades: Fine, Medium
Coarse

XPart Steel Wool

CONS1163

POWERFIT ANAEROBIC ADHESIVES - LARGE BOTTLES

Set of 3

Contains:
Nut Lock
Stud Lock
Retaining

50ml bottles



XPart Powerfit Anaerobic Adhesives -
Large Bottles

CONS1184

JUBILEE HOSE CLIP 100 DISPENSER PACK WITH FLEXI DRIVER

Set of 100

Mild Steel,
Zinc Plated



Contains 10 of Each Size


Sizes: 12, 16, 20, 22, 25, 30, 35, 40, 50, 55.

Jubilee Hose Clip 100 Dispenser Pack
with Flexi Driver

J2CD100

TERMINAL BLOCKS - 15 AMP

Quantity: 10



12 Per Strip
Amp: 15
Wire Diameter: 10mm²

XPart Terminal Blocks - 15 amp

CONS2272

HIGH QUALITY FLAME RETARDANT PVC INSULATION TAPE

Quantity: 10

Colour: Black
19mm x 20m rolls



XPart High Quality Flame Retardant
PVC Insulation Tape

CONS2342

1MM² SINGLE CORE AUTO CABLE

Quantity: 1

14/030. 8.75 amp

Colour:
Black or Red

Reel: 50m

XPart 1mm² Single Core Auto Cable -
Black
Red

**CONS2021
CONS2020**

12V/24V HEAVY DUTY BATTERY TERMINAL - POSITIVE & NEGATIVE

Quantity: 1



Zinc Plated Brass

Xpart 12v/24v Heavy Duty Battery Terminal -
Positive
Negative

**CONS2072
CONS2073**

HEAVY DUTY 100AMP JUMP LEAD BOOSTER CABLES - 3M

Quantity: 1 Set



16mm² Cable

Acid & Oil Resistant

Remains Flexible
at all Temperatures

Working Length:
3m (12ft)

XPart Heavy Duty 100amp Jump Lead
Booster Cables - 3m

CONS2233

BATTERY ACID TESTER

Quantity: 1



XPart Battery Acid Tester

CONS2235

STANDARD CABLE TIES - BLACK

Quantity: 200
High Grade Nylon 6.6



Sizes:
2.5 x 100
3.6 x 140
4.8 x 200
4.8 x 295
4.8 x 370
7.6 x 370mm

XPart Standard Cable Ties - Black

CONS2150

'SNAP-LOCKING' SPLICE CONNECTORS - BLUE

Quantity: 50 or 200

Blue
1.0 - 1.5mm²



XPart 'Snap-Locking' Splice Connectors -
Blue - 50
Blue - 200

**CONS2361
CONS2362**

RECTANGULAR FUNNEL - 12INCH



Complete
with stainless
steel filter.

12" (300mm)

XPart Rectangular Funnel - 12inch

CONS4070

POLISHING CLOTH



Quantity: 1 Roll

800g Stockinette Roll

XPart Polishing Cloth

CONS5011

GARAGE PACKS

Garage Packs:

Multi-pack assortment. Imperial sizes. Approx 3kg.

To include:-

Setscrews/nuts/nylocs/washers **RX1560**

Bolts/nuts/nylocs/washers **RX1561**



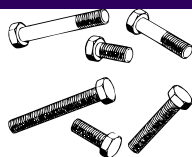
GENERAL HARDWARE & FIXINGS

Following is a listing of common fasteners. These fasteners are for general use and are not intended to replace those listed for specific applications elsewhere in this catalogue. TR's were fitted almost exclusively with UNF/UNC hardware.

UNF/UNC were threaded forms introduced into the USA during the 1940s (World War II) to give stability and standardization to various industries (automotive in particular). It became standard in the British car industry in the 1950s. UNF stands for "Unified National Fine" and UNC "Unified National Coarse".

To aid identification by terminology, a screw is threaded for its full length. A bolt is only part threaded with a plain unthreaded shank area between the head and the thread. The part number two letter prefix of SH means that the item is a Screw with a Hexagon head. The prefix BH means a Bolt with a Hexagon head. The first number defines the thread type, UNF = 6, UNC = 5. The second and third numbers give the thread diameter in increments of 1/16", e.g. 04 = 1/4", 05 = 5/16", 10 = 5/8". The fourth and fifth digits show the length in increments of 1/8", e.g. 04 = 1/2", 16 = 2", 23 = 2 7/8". The last digit defines finish, 1 = zinc plated. This coding system is only applicable to bolts and screws; nuts and washers are coded by a similar system that follows some of the above principles.

BOLTS AND SCREWS



BOLT LENGTH SCREW

3/16" (No 10) UNF (32tpi) Hexagon Headed 3/8" A.F. Spanner Size

-	3/8"	HU503
-	1/2"	HU504
-	5/8"	HU505
-	3/4"	HU506
-	7/8"	HU507
-	1"	HU508

1/4" UNF (28tpi) Hexagon Headed 3/4" A.F. Spanner Size

-	3/8"	SH604031
-	1/2"	SH604041
-	5/8"	SH604051
-	3/4"	SH604061
-	7/8"	SH604071
BH604081	1"	SH604081
BH604091	1 1/8"	SH604091
BH604101	1 1/4"	SH604101
BH604111	1 3/8"	SH604111
BH604121	1 1/2"	SH604121
BH604141	1 3/4"	SH604141
BH604161	2"	SH604161
BH604181	2 1/4"	-
BH604201	2 1/2"	-
BH604241	3"	-

5/16" UNF (24tpi) Hexagon Headed 1/2" A.F. Spanner Size

-	3/8"	SH605031
-	1/2"	SH605041
-	5/8"	SH605051
-	3/4"	SH605061
-	7/8"	SH605071
-	1"	SH605081
BH605091	1 1/8"	SH605091
BH605101	1 1/4"	SH605101
BH605111	1 3/8"	SH605111
BH605121	1 1/2"	SH605121
BH605141	1 3/4"	SH605141
BH605151	1 7/8"	SH605151
BH605161	2"	SH605161
BH605181	2 1/4"	SH605181
BH605201	2 1/2"	SH605201
BH605221	2 3/4"	SH605221
BH605241	3"	SH605241

BOLT LENGTH SCREW 3/8" UNF (24tpi) Hexagon Headed 9/16" A.F. Spanner Size

-	3/8"	SH606031
-	1/2"	SH606041
-	5/8"	SH606051
-	3/4"	SH606061
-	7/8"	SH606071
-	1"	SH606081
BH606081	1 1/8"	SH606091
BH606091	1 1/4"	SH606101
BH606101	1 3/8"	SH606111
BH606111	1 1/2"	SH606121
BH606121	1 3/4"	SH606141
BH606141	2"	SH606161
BH606161	2 1/4"	SH606181
BH606181	2 1/2"	SH606201
BH606201	2 3/4"	-
BH606221	3"	-
BH606241	3 1/2"	-
BH606281	4"	-
BH606321	-	-

7/16" UNF (20tpi) Hexagon Headed 5/8" A.F. Spanner Size

-	5/8"	SH607051
-	3/4"	SH607061
-	7/8"	SH607071
-	1"	SH607081
-	1 1/8"	SH607091
-	1 1/4"	SH607101
-	1 3/8"	SH607111
-	1 1/2"	SH607121
BH607121	1 3/4"	SH607141
BH607141	2"	SH607161
BH607161	2 1/4"	SH607181
BH607181	2 1/2"	-
BH607201	3"	-
BH607241	-	-

1/2" UNF (20tpi) Hexagon Headed 3/4" A.F. Spanner Size

-	1/2"	SH608041
-	5/8"	SH608051
-	3/4"	SH608061
-	7/8"	SH608071
-	1"	SH608081
-	1 1/8"	SH608091
-	1 1/4"	SH608101
BH608101	1 3/8"	SH608111
BH608111	1 1/2"	SH608121
BH608121	1 3/4"	SH608141
BH608141	2"	-
BH608161	2 1/4"	-
BH608181	2 1/2"	SH608201
BH608201	3"	-
BH608241	-	-

1/4" UNC (20tpi) Hexagon Headed 7/16" A.F. Spanner Size

-	3/8"	SH504031
-	1/2"	SH504041
-	5/8"	SH504051
-	3/4"	SH504061
-	7/8"	SH504071
-	1"	SH504081
BH504081	1 1/8"	SH504091
BH504091	1 1/4"	SH504101
BH504101	1 3/8"	SH504111
BH504111	1 1/2"	SH504121
BH504121	1 3/4"	SH504141
BH504141	2"	-
BH504161	2 1/4"	SH504181
BH504181	2 1/2"	-
BH504201	-	-

5/16" UNC (18tpi) Hexagon Headed 1/2" A.F. Spanner Size

-	3/8"	SH505031
-	1/2"	SH505041
-	5/8"	SH505051
-	3/4"	SH505061
-	7/8"	SH505071
-	1"	SH505081
-	1 1/8"	SH505091
BH505091	1 1/4"	SH505101
BH505101	1 3/8"	SH505111
BH505111	1 1/2"	SH505121
BH505121	1 3/4"	SH505141
BH505141	2"	-
BH505161	2 1/4"	-
BH505181	2 1/2"	SH505201
BH505201	3"	-
BH505241	-	-

3/8" UNC (16tpi) Hexagon Headed 9/16" A.F. Spanner Size

-	1/2"	SH506041
-	3/4"	SH506061
-	7/8"	SH506071
-	1"	SH506081
BH506081	1 1/8"	SH506091
-	1 1/4"	SH506101
BH506101	1 3/8"	SH506111
BH506111	1 1/2"	SH506121
BH506121	1 3/4"	-
BH506141	2"	SH506161
BH506161	2 1/4"	-
BH506181	2 1/2"	-
BH506201	3"	SH506241
BH506241	-	-

SELF TAPPING SCREWS

PAN HEADED	SIZE	LENGTH	COUNTERSUNK HEADED
AB604021	No. 4	1/4"	AC604021
AB606021	No. 6	1/4"	-
AB606031	No. 6	3/8"	-
AB606041	No. 6	1/2"	AC606041
AB606061	No. 6	3/4"	AC606061
AB606081	No. 6	1"	AC606081
AB608041	No. 8	1/2"	AC608041
AB608061	No. 8	3/4"	AC608061
AB608081	No. 8	1"	-
AB610041	No. 10	1/2"	AC610041
AB610061	No. 10	3/4"	AC610061
AB610081	No. 10	1"	AC610081
AB612041	No. 12	1/2"	AC612041
AB612061	No. 12	3/4"	-
AB612081	No. 12	1"	AC612081
AB614061	No. 14	3/4"	AC614061
AB614081	No. 14	1"	AC614081

B = Pan Head

C = Countersunk Head

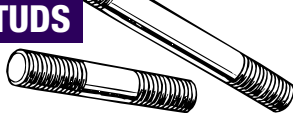
1st digit = thread type (coarse or fine)

2nd/3rd digit = diameter

4th/5th = length in 1/8" increments

6th = finish (1 = zinc plated)

STUDS



A stud is a length of round bar, threaded at both ends. The length of the thread at each end of the stud may vary for specific applications. The following list is of studs have fine (UNF) thread form at both ends.

PART NUMBER	DIAMETER	OVERALL LENGTH
TE604081	1/4"	1"
TE604091	1/4"	1 1/8"
TE604101	1/4"	1 1/4"
TE605101	5/16"	1 1/4"
TE605111	5/16"	1 3/8"
TE605121	5/16"	1 1/2"
TE605131	5/16"	1 5/8"
TE605141	5/16"	1 3/4"
TE605151	5/16"	1 7/8"
TE605181	5/16"	2 1/4"
TE605201	5/16"	2 1/2"
TE605221	5/16"	2 3/4"
TE605251	5/16"	3 1/8"
TE605291	5/16"	3 5/8"
TE606101	3/8"	1 1/4"
TE606111	3/8"	1 3/8"
TE606121	3/8"	1 1/2"
TE606141	3/8"	1 3/4"
TE606151	3/8"	1 7/8"

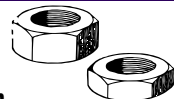
The following list is of studs have fine (UNF) thread form at one end and course (UNC) at the other.

TE504081	1/4"	1"
TE504131	1/4"	1 5/8"
TE505091	5/16"	1 1/8"
TE505111	5/16"	1 3/8"
TE505121	5/16"	1 1/2"
TE505131	5/16"	1 5/8"
TE505141	5/16"	1 3/4"
TE505151	5/16"	1 7/8"
TE505161	5/16"	2"
TE505181	5/16"	2 1/4"
TE505201	5/16"	2 1/2"
TE505221	5/16"	2 3/4"
TE505241	5/16"	3"
TE505261	5/16"	3 1/4"
TE505271	5/16"	3 3/8"
TE505281	5/16"	3 1/2"
TE505341	5/16"	4 1/4"
TE506101	3/8"	1 5/16"
TE506131	3/8"	1 5/8"
TE506141	3/8"	1 3/4"
TE506161	3/8"	2"
TE506201	3/8"	2 1/2"
TE506361	3/8"	3 1/2"

The following list is of studs have course (UNC) thread form at both ends.

101442	3/8"	1 5/8"
58688	3/8"	1 11/16"
115696	3/8"	1 13/16"
58917	3/8"	1 15/16"
102474	3/8"	2 1/16"
107055	3/8"	2 3/8"

NUTS



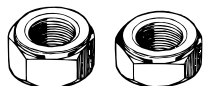
Plain

FULL NUT	THREAD SIZE	SPANNER SIZE	HALF NUT
HN2003	No. 6 UNF 5/16"	-	-
HN2005	No. 10 UNF 3/8"	-	-
GHF206	No. 10 UNF 5/16"	-	-
GHF200	1/4" UNF 7/16"	NT604041	-
GHF201	5/16" UNF 1/2"	NT605041	-
GHF202	3/8" UNF 9/16"	NT606041	-
GHF203	7/16" UNF 5/8"	NT607041	-
GHF204	1/2" UNF 3/4"	NT608041	-
NH609041	9/16" UNF 7/8"	NT609041	-
NH610041	5/8" UNF 15/16"	NT610041	-
GHF207	1/4" UNC 7/16"	NT504041	-
GHF208	5/16" UNC 1/2"	NT505041	-
GHF209	3/8" UNC 9/16"	NT506041	-



Nyloc Self Locking


GHF220	No. 10 UNF 5/16"	-
GHF221	1/4" UNF 7/16"	GHF271
GHF222	5/16" UNF 1/2"	GHF272
GHF223	3/8" UNF 9/16"	GHF273
GHF224	7/16" UNF 5/8"	GHF274
GHF225	1/2" UNF 3/4"	GHF275
YN2912	9/16" UNF 7/8"	TN3212
GHF226	5/8" UNF 15/16"	GHF276



Self Locking, Aero or all metal, Philidas

GHF241	1/4" UNF 7/16"	-
GHF242	5/16" UNF 1/2"	-
GHF243	3/8" UNF 9/16"	-
GHF244	7/16" UNF 5/8"	-
GHF245	1/2" UNF 3/4"	-

WASHERS



Shakeproof Washers

INTERNAL STAR	HOLE SIZE	EXTERNAL STAR
WF704061	No. 6	WE704061
GHF320	3/16"	WE702101
GHF321	1/4"	WE600041
GHF322	5/16"	WE600051
GHF323	3/8"	WE600061
GHF324	7/16"	WE600071
GHF325	1/2"	WE600081
WF600091	9/16"	WE600091
GHF326	5/8"	WE600101

Locking Washers, Spring Type

SINGLE COIL	HOLE SIZE	DOUBLE COIL
WL700061	No. 6	-
WL700081	No. 8	-
WL700101	3/16"	AJD7721
GHF331	1/4"	AJD7722
GHF332	5/16"	AJD7731
GHF333	3/8"	AJD7742
GHF334	7/16"	-
GHF335	1/2"	-
GHF336	5/8"	-

Slotted or Castle

FULL NUT	THREAD SIZE	SPANNER SIZE	HALF NUT
ND606041	3/8" UNF 9/16"	NL606041	-
ND607041	7/16" UNF 5/8"	NL607041	-
ND608041	1/2" UNF 3/4"	NL608041	-
ND609041	9/16" UNF 7/8"	NL609041	-
ND610041	5/8" UNF 15/16"	NL610041	-

Plain Brass - Manifold

FULL NUT	THREAD SIZE	SPANNER SIZE
GHF261	5/16" UNF	1/2"
GHF262	3/8" UNF	9/16"
GHF270	5/16" UNC	1/2"
GHF269	3/8" UNC	9/16"

Spring/Spire Nut

FLAT TYPE	SCREW SIZE	'U' TYPE
GHF700	No. 6	GHF711
GHF701	No. 8	GHF712
GHF702	No. 10	GHF713
GHF703	No. 12	GHF714
GHF704	No. 14	-

Captive Nuts

Captive nuts consist of a square nut and cage which we can supply individually as required for your car. Always match nut and cage A/F sizes.

PART NUMBER	DESCRIPTION	THREAD SIZE
NQ2707	Nut, 7/16" AF	1/4" UNF
NQ2708	Nut, 5/8" AF	5/16" UNF
CN4	Nut, fits CN3 cage	1/4" UNF
CN5	Nut, 1/2" AF	5/16" UNF
PART NUMBER	DESCRIPTION	SPANNER (AF) SIZE
CN2	Cage, square	7/16"
CN3	Cage, oblong	7/16"
600032	Cage, square	1/2"

Plain Washers

Throw away and replace any washer with damage to either thrust face.

STANDARD TYPE	HOLE SIZE	REPAIR TYPE
-	No. 6	WP3
-	No. 8	WP4
GHF306	3/16"	WP5
GHF300	1/4"	WP120
GHF301	5/16"	WP105
GHF302	3/8"	WP130
GHF303	7/16"	WM69
GHF304	1/2"	-
-	9/16"	WP12
-	-	PWZ110

Sealing Washers

FIBRE WASHER	HOLE SIZE	COPPER WASHER
WF505	3/16"	-
GHF342	1/4"	GHF361
GHF343	5/16"	GHF362
GHF344	3/8"	GHF363
GHF345	7/16"	GHF364
GHF346	1/2"	GHF365
GHF347	9/16"	-
GHF348	5/8"	-

CLEVIS PINS

'CLZ' prefixed clevis pins are measured from under the head to the centre of the split pin hole.

'PJ' prefixed clevis pins are measured from under the head to the end.

PART NUMBER	LENGTH	DIAMETER
T08326	1/2"	1/8"
PJ8504	3/8"	3/16"
CLZ307	7/16"	3/16"
CLZ308	1/2"	3/16"
CLZ309	9/16"	3/16"
CLZ310	5/8"	3/16"
CLZ311	11/16"	3/16"
CLZ312	3/4"	3/16"
CLZ313	13/16"	3/16"
CLZ314	7/8"	3/16"
CLZ315	15/16"	3/16"
CLZ316	1"	3/16"
CLZ317	1 1/16"	3/16"
-	3/8"	1/4"
-	7/16"	1/4"
CLZ408	1/2"	1/4"
CLZ409	9/16"	1/4"
CLZ410	5/8"	1/4"
CLZ411	11/16"	1/4"
CLZ412	3/4"	1/4"
CLZ413	13/16"	1/4"
CLZ414	7/8"	1/4"
CLZ415	15/16"	1/4"
CLZ416	1"	1/4"
CLZ417	1 1/16"	1/4"
CLZ427	1 11/16"	1/4"
-	1/2"	5/16"
-	9/16"	5/16"
CLZ510	5/8"	5/16"
CLZ511	11/16"	5/16"
CLZ512	3/4"	5/16"
CLZ513	13/16"	5/16"
CLZ514	7/8"	5/16"
CLZ515	15/16"	5/16"
CLZ516	1"	5/16"
CLZ517	1 1/16"	5/16"
CLZ518	1 1/8"	5/16"

SPLIT PINS



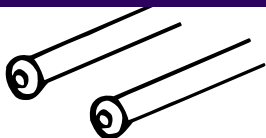
PART NUMBER	LENGTH	DIAMETER
GHF500	1 1/2"	1/16"
GHF501	1 1/2"	5/64"
GHF502	1 1/2"	3/32"
GHF503	2 1/4"	7/64"
GHF504	2 1/4"	1/8"
GHF505	2 1/4"	9/64"
GHF506	2 1/4"	3/32"
GHF513	3"	3/16"

DOWELS



PART NUMBER	DIAMETER	OVERALL LENGTH
DP204	1/8"	1/4"
DP205	1/8"	5/16"
DP306	3/16"	3/8"
DP407	1/4"	7/16"
DP408	1/4"	1/2"
DP410	1/4"	5/8"
DP411	1/4"	11/16"
DP414	1/4"	7/8"
DP508	5/16"	1/2"
DP514	5/16"	7/8"
DP608	3/8"	1/2"
DP610	3/8"	5/8"
DP610	3/8"	1 3/16"

PIPES, HARDWARE & FITTINGS



Brake & Fuel Pipe

Supplied in 25 footrolls.

PART NUMBER	MATERIAL	SIZE
MPKF125	CUPRO-NICKEL	3/16" Dia.
MPKF225	CUPRO-NICKEL	1/4" Dia.
MPKF325	CUPRO-NICKEL	5/16" Dia.
EF125	STEEL	3/16" Dia.
EF225	STEEL	1/4" Dia.
EF325	STEEL	5/16" Dia.

Pipe Nuts - Male, Steel.



PART NUMBER	THREAD SIZE	PIPE BORE
TM606031	3/8" UNF	3/16"
TM110051	10mm x 1mm	3/16"
LK21994	3/8" BSF	3/16"
BCA4370	7/16" UNF	3/16"
BHA4706	7/16" UNF	1/4"
AUSU40A	1/2" UNF	5/16"

Pipe Nuts - Male, Brass.



PART NUMBER	THREAD SIZE	PIPE BORE
AEHU1	3/8" UNF	3/16"
AEHU2	10mm x 1mm	3/16"
AEHU3	3/8" BSF	3/16"
AEHU7	7/16" UNF	1/4"

Pipe Nuts - Female, Steel.



PART NUMBER	THREAD SIZE	PIPE BORE
TN606031	3/8" UNF	3/16"
SU2A	10mm x 1mm	3/16"
SU4A	7/16" UNF	1/4"
HU41A	1/2" UNF	5/16"


Pipe Nuts - Female, Brass.



PART NUMBER	THREAD SIZE	PIPE BORE
AEHU1A	3/8" UNF	3/16"
AEHU2A	10mm x 1mm	3/16"
AEHU4A	7/16" UNF	1/4"

Bleed Screws

PART NUMBER	THREAD SIZE
556508A	3/8" UNF
608400A	10mm metric
27H7166	3/8" BSF



Pipe Clips

PART NUMBER	CAPACITY
GHF1191	SINGLE, 3/16"
GHF1192	SINGLE, 1/4"
624155	DOUBLE, 3/16"

GREASE NIPPLES



PART NUMBER	THREAD SIZE	ANGLE
UHN400	1/8" BSP	straight, short
UHN445	1/8" BSP	45° angle
LN30041	1/8" BSP	90° angle
144825	1/8" BSP	straight, long
56935	1/4" BSP	straight
125361	1/4" BSP	45° angle
56934	1/4" BSP	90° angle

POP RIVETS



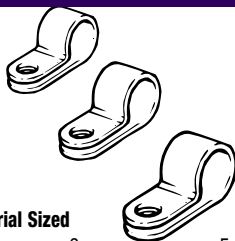
Open End Type

PART NUMBER	SIZE
RA607096	2.9mm x 5mm
RA608126	1/8" x 3/16"
RA608176	1/8" x 1/4"
RA608236	1/8" x 5/16"
RA608253	1/8" x 3/8"

Closed End Type

RU608123	1/8" x 3/8"
RU608313	1/8" x 1/2"
RU612123	3/16" x 5/16"

'P' CLIPS



Imperial Sized

PART NUMBER	CABLE DIAMETER	FIXING HOLE SIZE
PCR207	1/8"	7/32"
PCR307	3/16"	7/32"
PCR309	3/16"	9/32"
PCR311	3/16"	11/32"
PCR407	1/4"	7/32"
PCR409	1/4"	9/32"
PCR411	1/4"	11/32"
PCR507	5/16"	7/32"
PCR509	5/16"	9/32"
PCR511	5/16"	11/32"
PCR607	3/8"	7/32"
PCR609	3/8"	9/32"
PCR611	3/8"	11/32"
PCR707	7/16"	7/32"
PCR709	7/16"	9/32"
PCR711	7/16"	11/32"
PCR807	1/2"	7/32"
PCR809	1/2"	9/32"
PCR811	1/2"	11/32"
PCR813	1/2"	13/32"
PCR1007	5/8"	7/32"
PCR1009	5/8"	9/32"
PCR1011	5/8"	11/32"
PCR1207	3/4"	7/32"
PCR1209	3/4"	9/32"
PCR1211	3/4"	11/32"
PCR1407	7/8"	7/32"
PCR1409	7/8"	9/32"
PCR1411	7/8"	11/32"
PCR1607	1"	7/32"

Metric Sized

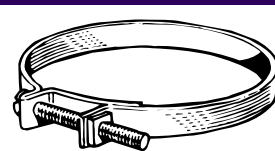
PART NUMBER	CABLE DIAMETER	FIXING HOLE SIZE
CP105081	8mm	5mm
CP108101	10mm	8mm
CP108121	12mm	8mm
CP106161	16mm	6mm
CP108165	16mm	8mm

STEEL BALLS




PART NUMBER	DIAMETER
BLS106	3/16"
BLS108	1/4"
BLS110	5/16"
BLS112	3/8"
BLS28	7/16"

HOSE CLIPS



Petrol Pipe Clips ('Enots' type)

Part Number	To Suit Diameter
GGT1108X	8mm
GGT1109X	9mm
GGT1110X	10mm
GGT1111X	11mm
GGT1112X	12mm
GGT1113X	13mm
GGT1114X	14mm
GGT1115X	15mm
GGT1116X	16mm
GGT1117X	17mm



Hose Clips ('Jubilee' type)

Mild Steel

Imperial Sized

PART NUMBER	To Suit Diameter
GHC304	3/8" - 1/2"
GHC405	7/16" - 5/8"
GHC406	1/2" - 3/4"
GHC507	5/8" - 7/8"
GHC608	3/4" - 1"
GHC709	5/8" - 1 1/8"
GHC811	1" - 1 3/8"
GHC913	1 1/8" - 1 5/8"
GHC1015	1 3/8" - 2"
GHC1217	1 1/2" - 2 1/4"
GHC1622	2" - 2 3/4"
GHC2228	2 3/4" - 3 1/2"
GHC2632	3 1/4" - 4"
GHC3036	3 3/4" - 4 1/2"
GHC3340	4 1/8" - 5"

Stainless Steel

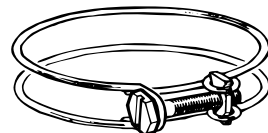
Metric Sized

PART NUMBER	To Suit Diameter
GHC10408	8 - 12 mm
GHC10410	12 - 18 mm
GHC10411	8 - 16 mm
GHC10412	12 - 20 mm
GHC10413	16 - 25 mm
GHC10414	20 - 32 mm
GHC10415	25 - 40 mm
GHC10416	32 - 50 mm
GHC10417	46 - 60 mm
GHC10418	50 - 70 mm
GHC10419	60 - 80 mm
GHC10420	70 - 90 mm
GHC10421	80 - 100 mm

CABLE TIES

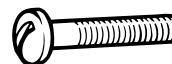


PART NUMBER	DIAMETER
GHF1265	3 1/2"
GHF1266	5 1/4"
RTC222A	6"
GHF1267	8 3/4"
GHF1268	11"



Hose Clips ('Supergrip' type)

PART NUMBER	To Suit Diameters
CS4009	7/16" - 9/16"
CS4011	1/2" - 11/16"
CS4012	9/16" - 3/4"
CS4013	5/8" - 13/16"
CS4014	11/16" - 7/8"
CS4016	3/4" - 1"
CS4017	13/16" - 1 1/16"
CS4018	7/8" - 1 1/8"
CS4020	1" - 1 1/4"
CS4022	1 1/8" - 1 3/8"
CS4023	1 1/4" - 1 7/16"
CS4024	1 5/16" - 1 1/2"
CS4025	1 3/8" - 1 9/16"
CS4026	1 7/16" - 1 5/8"
CS4028	1 9/16" - 1 3/4"
CS4029	1 5/8" - 1 13/16"
CS4030	1 11/16" - 1 7/8"
CS4032	1 7/8" - 2"
CS4034	1 15/16" - 2 1/8"
CS4036	2 1/16" - 2 1/4"
CS4037	2 1/8" - 2 5/16"
CS4038	2 3/16" - 2 7/16"
CS4039	2 1/4" - 2 7/16"
CS4040	2 5/16" - 2 1/2"
CS4041	2 3/8" - 2 9/16"
CS4042	2 7/16" - 2 5/8"
CS4048	2 13/16" - 3"
CS4052	3 1/16" - 3 1/4"
CS4064	3 13/16" - 4"



Original "Supergrip" hose clips were supplied with a with single slotted round-head screw.

The modern replacement comes with a hex-headed screw.

For the authentic look we have resourced the original type screw, (sold separately)

CS4099 (round-head screw).

TRIUMPH CLUBS

There are several clubs that cater for Triumph's.

Rimmer Bros are pleased to be associated with the following clubs and we are sure they would like to hear from you!

If you are overseas, there are many clubs world wide that actively support Triumph cars. If you would like details of clubs in your country please contact us or visit our web site.



TR Register

1B Hawksworth, Southmead Industrial Park, Didcot , Oxon, OX11 7HR

email: office@tr-register.co.uk

website: www.tr-register.co.uk



TR Drivers Club

84 Robertson Road, Sheffield, Yorkshire, S6 5DX

email: info@trdrivers.com

website: www.trdrivers.com



Club Triumph

Durkan House, 5th Floor, 155 East Barnet Road, New Barnet, Herts, EN4 8QZ

email: enquiries@clubtriumph.org.uk

website: www.club.triumph.org.uk



Triumph Sporting Owners Club

16 Windsor Road, Hazel Grove, Stockport, Cheshire, SK7 4SW

email: info@triumphsportingowners.com

website: www.triumphsportingowners.com



Club Triumph Eastern

17 Cranborne Gardens, Upminster, Essex, RM14 2YT

email: clubtriumpheastern@hotmail.co.uk

website: www.clubtriumpheastern.org.uk



Triumph Sports Six Club

Sunderland Court, Main Street, Lubenham, Market Harborough, Leicestershire, LE16 9TF

email: info@tssc.org.uk

website: www.tssc.org.uk

A

A Post	209, 213
Accelerator Cable (TR5)	10, 71
Accelerator Pedal	69, 71
Accessories	268-292
Adhesive	279
Advertising Prints	277
Aerial, Radio	187, 275
Aero Screens	233, 273
Air Cleaner Elements	49
Air Cleaner, K&N	49
Air Duct, radiator	41, 43
Air Horns	275
Air Injection Manifold	75
Air Louvres	251, 253
Air Compressor	135, 279
Air Vents, dash	251, 253
Alloy Rocker Cover	21, 29
Alloy Wheels	133
Alternator Conversion	161, 163
Alternators	163
Ammeter	189, 191, 193
Angle Drive (speedo)	95, 189, 191, 193
Anti Freeze	41, 43, 280
Anti Roll Bar, front	112, 118, 127, 129
Anti Roll Bar, rear	127, 129
Arm - Rotor	169, 171
Ash Tray	253
Autoglym Car Care Products	281
Axle Rear	103, 105, 107
Axle Shafts	103, 105, 107, 109

B

B Post	209, 213
B Post Finishers	223, 225
Backlight, glass	263
Badges, body	215, 219, 223, 225, 277
Badge bar	277
Ball Joint, steering	155, 157
Ball Joints & Hub Bearings	103, 105, 107, 111, 118
Baseball Cap	276
Battery & Fittings	195
Battery Charger	195, 274
Battery Isolator	274
Battery Labels	265
Bearing Set, con rods	17, 27
Bearing Set, main bearings	17, 27
Body Care & Protection	281
Body Mounting Kits	199, 201
Body No. Plates	265
Body Shell Fittings	203
Body Shells	203
Body Stripe Kits	219
Bonnet	205, 207, 219
Bonnet Cable	215, 219
Bonnet Fittings	215, 219
Bonnet Pins	277
Books	135, 276, 283-286
Boot Floor	209, 213
Boot Lid	209, 211, 225
Boot Lid Fittings	223, 225
Boot Lock	223, 225
Boot Racks	223, 225, 273
Boot Trim	223, 247
Brake Caliper	137, 139
Brake Caliper Kit, 4 pot	143
Brake Caliper Repair Kits	137, 139

Brake Disc	137
Brake Disc Set, cross drilled	137, 143
Brake Disc, vented	143
Brake Drum	137, 139
Brake Drum Set, Al-Fin	143
Brake Fluids	280
Brake Hoses, stainless steel	143, 149, 151, 270
Brake Improvements	141, 143
Brake Kits	141, 143
Brake Master Cylinder	145, 147
Brake Master Cylinder Repair Kits	145, 147
Brake Pads	137, 139, 143
Brake Pedal	145, 147
Brake Pipe Fittings	149, 151, 291
Brake Pipes	149, 151, 291
Brake Rubber Grease	279
Brake Servo	145, 147, 270
Brake Shoe Set	137, 139, 141, 143
Brake Switch	145, 147, 185, 187
Brakes	137-153
Breather, closed circuit	61, 71
Brush - wire wheel cleaning	131, 135, 281
Bulb Holders	179-183, 189-193, 197
Bulbs, see appropriate lamps	
Bulkhead, front	205, 207
Bullet Connector	197
Bumper Fittings, front	217, 221
Bumper, front	217, 221
Bumper, rear	225
Bush, crankshaft	17, 27

C

Cable Ties	197
Cable, accelerator (TR5)	10, 71
Cable, bonnet	215, 219
Cable, choke	10, 69, 71
Cable, handbrake	10, 153
Cable, heater control	47
Cable, speedometer	10, 87, 189, 191
Cable, tachometer	10, 189, 191, 193
Cable, water valve	47
Camshaft	19, 27
Camshaft Follower	19, 21, 27, 29
Car Covers	282
Carburettor Components	57, 59, 61, 63, 65
Car-Capsule	282
Carpets	247
Centre Console	251, 253
Chassis	199, 201
Chassis Alignment	201
Chassis Plates	217, 221, 265
Chassis Repair Sections	199, 201
Chassis Rot & Fatigue	201
Choke Cable	10, 69, 71
Close Ratio Gear Set	93
Closed Circuit Breather	69, 71
Clutch Alignment Tool	31, 35
Clutch Fluid	280
Clutch Fork	31, 35
Clutch Hose	33, 35, 270
Clutch Kit	31, 35
Clutch Master Cylinder	33, 35, 145, 147
Clutch Pedal	33, 35
Clutch Pipes	33, 35, 145, 147, 149, 151, 270
Clutch Slave Cylinder	31, 35
Coil (ignition)	169, 171, 173
Coil Spring Compressor	111, 118, 135
Column Switches	191, 193
Combination Tool	135, 279

Commission Plates	217, 221, 265
Competition Head Studs	25
Con Rod	17, 27
Con Rod Bearing Set	17, 27
Condenser (distributor)	169, 171
Connector Block, wiring loom	197
Consumables	279, 286, -288
Contact Breakers	169, 171, 173
Cooling Consumables	41, 43, 280
Cooling Fan	39, 43
Cooling Fan, electric	39, 43
Core Plugs, cylinder head	21, 29
Core Plugs, engine	13, 23
Cover, car	282
Cover, gearbox	99, 209, 213
Cover, propshaft	213
Cover, rear shelf	235, 237
Crankshaft	17, 27
Crankshaft Pulley	17, 27
Crash Pad Kits	251, 253
Crash Pads, dash	251, 253
Crown Wheel & Pinion	103, 105, 107
Cubby Box	249, 251, 253
Cylinder Block	11, 23
Cylinder Head Assembly	21, 29
Cylinder Head Nuts	21, 29
Cylinder Head Studs	11, 25
Cylinder Liner	13, 23

D

Dash	249, 251, 253
Dash Fittings	249, 251, 253
Dash Panel, veneer	251, 253, 273
Dashboard Knob Sets	189, 191, 193
Dashboard Switches	185, 187, 189, 191
Decals & I.D. Plates	265
Decals, Badges & Transfers	277
Demister & Air Hose Kit	45, 47
Differential	103, 105, 107
Differential, limited slip	103, 107
Dip Switch, headlamp	185, 187, 189, 191, 193
Dipstick, engine	13, 25
Dis-Car-Nect	195, 275
Distributor	169, 171
Distributor Cap	169, 171
Distributor Pedestal	19, 27
Distributor Shafts	19, 27
Door Fittings	227, 229
Door Glass	227, 231
Door Locks	227, 229
Door Mirror	221, 272
Door Pulls	227, 237, 273
Door Skins	205, 207, 227, 229
Door Trim	227
Door Weatherstrips	227, 231
Doors	205, 207, 227, 229
Drain Plug, fuel tank	51, 53, 55
Drain Plug, rear axle	103, 105, 107
Drain Tap, water	25, 39, 41, 43
Draught Excluder	217, 223, 227, 229, 235
Drive Shafts	103, 105, 107, 109
Driver's Handbooks	135, 276, 284
Driving Lamps	274
Drum, brake	137, 139
DVD's	283
Dynamo	161

E

E' Labels	265
Electronic Ignition Kits	173
Emission Control Labels	265
Emission Controls	69, 71
Engine Build-Up Kits	11, 23
Engine Consumables	280
Engine Controls	69, 71
Engine Gaskets	11, 21, 23, 29
Engine Mountings	37
Engine Oil	280
Evolution of the TR	5
Exhaust Manifold, standard	73, 75
Exhaust Manifold, sports	81, 83
Exhaust Systems, standard	77, 79
Exhaust Systems, sports	81, 83
Exhaust Valve	21, 29
Exhaust Insulating Wrap	81, 83, 269

F

Factory Publications	135, 283, 284
Fan Belts	17, 19, 27
Fan Kit, electric, Kenlowe	39, 43
Fan Kit - narrow belt conversion	161
Fan Pulley	17, 27
Fan, cooling	39, 43
Fan, heater	45, 47
Fascia	249, 251, 253
Fire Extinguisher	135, 279
First Aid Kit	135, 279
Flame Trap	69, 71
Flasher Lamps	181, 183
Flasher Units	185, 187
Floor Panel	209, 213
Floor Mats	247, 276
Flywheel, engine	19, 27
Fog Lamps	179, 274
Foot Pump	135
Footwell Overmats	247, 276
Front Hub	111, 118
Front Suspension Kits	115, 119
Front Wing	205, 207
Fuel Additive	280
Fuel Cap	51, 53, 55, 223
Fuel Cut Off Switch (TR5)	187
Fuel Filter	53, 55, 67
Fuel Gauge	189, 191, 193
Fuel Pipe Kit	51, 53, 55
Fuel Pipes	51, 53, 55
Fuel Pump	51, 53, 55, 67
Fuel Pump, Bosch	53, 67
Fuel Tank	51, 53, 55
Fuel Tank Cover	223
Fuel Tank Sender	51, 53, 55
Fulcrum Pin	111, 118
Fuse Box	185, 187
Fuse, in-line holder	197
Fuses	197

G

Gasket Set, sump	11, 23
Gasket Set, cylinder head	11, 21, 23, 29
Gasket, cylinder head	11, 23
Gasket, exhaust manifold	73, 75
Gasket, rocker cover	21, 29
Gauge, ammeter	189, 191, 193
Gauge, fuel	189, 191, 193
Gauge, oil pressure	189, 191, 193
Gauge, temperature	189, 191, 193
Gauntlet, gear lever	247
Gear Knobs	85, 272
Gear Lever	85
Gear Lever Gauntlet	247
Gearbox Assembly	85
Gearbox Oil	280
Gearbox Cover	99, 209, 213
Gearbox Hints	87
Gearbox Mountings	37
Gearbox Overhaul Kits	89, 93
Gearbox, external	85, 87
Gearbox, internal	89, 91, 93
General Consumables	279, 286-288
Gift Vouchers	276
Gloves, disposable	279
Glue (adhesive)	279
Grease Gun	135, 279
Grille, radiator	215, 219
Grommet & Plug Kits	203
Grommets	197, 203

H

Halfshaft	<i>see Drive Shaft</i>
Halogen Headlamps	179, 274
Handbooks	135, 276, 284
Hammer, wheel	135
Handbrake Assembly	153
Handbrake Cable	10, 153
Handle, hood opening	255, 257
Hard Top Stand & Cover	263, 273
Hard Top	263
Hardware	287-291
Harness, wiring	197
Harness, seat	245, 271
Headlamp Dip Switch	185-191
Headlamp Relay Kit	185, 187
Headlamp Stoneguards	179
Headlamps	179
Headlamps, halogen	179, 274
Headlamps, Lucas Tripod	179, 274
Heat Wrap, exhaust insulating	81, 83, 269
Heat Shield	278
Heater	45, 47
Heater Controls	45, 47, 189, 191, 193
Heater Hoses	41, 43
Heater Labels	45, 47, 265
Heater Motor	45, 47
Heater Pipes	45, 47
Heater Switch	45, 47, 189, 191, 193
Heater Water Valve	21, 29
Heelboard	209, 211
Hood	255, 257
Hood Button Tool	255, 257
Hood Care	281
Hood Cover	255, 257

Hood Frame	255, 257
Hood Frame Seals	255, 257
Hood Opening Handles	255, 257
Hood Popper Tool	135, 255, 257
Hood Stowage Cover	261
Hood Tools	135, 255, 257, 259, 261
Horn Brush	159, 185, 187
Horn Push Assemblies	159, 185, 187
Horns	185, 187
Hoses, radiator	41, 43
Hoses, water	41, 43, 45, 47
HT Leads	169, 171, 173
Hub Bearings, rear	103, 109
Hub Caps	131, 223
Hub, front	111, 118
Hug, rear	103, 107

I

I.D. Plates	217, 221, 265
Ignition Coil	169, 171, 173
Ignition Leads	169, 171, 173
Ignition Switch	189, 191, 193
Ignition, electronic kits	173
Ignition, uprated	173
Inhibitor Switch	185, 187
Injector Pipes	67
Injectors	67
Inlet Manifold	73, 75
Inlet Valve	21, 29

J

Jack Assembly	135, 279
---------------	----------

K

K&N Air Cleaner	49
Kenlowe Electric Fan Kit	39, 43, 274
Key Fobs	276
Kick Plates	217, 221, 223, 272
Knpb Set, dash	189, 191, 193
Knock-Off's	131
Knock-Offs, wheel	131

L

Labels	265
Lamp, flasher	181, 183
Lamp, number plate	183
Lamp, reverse	183
Lamp, tail	183
Lamp, warning	189-193
Lamps, side markers	181
Lamps, side/flasher	181
Lamps, stop/tail/flasher	183
Laygears	89, 91, 93
Lead Substitute	280
Limited Slip Differential	103, 107
Lock Sets, matching	225, 227, 229, 253
Loctite	279
Louvre Assemblies, fresh air	251, 253
Low Tension Lead	169, 171
Lubricants & Fluids	280
Luggage Racks	223, 225, 273
Lumenition	173

M

Main Bearing Set	17, 27
Manifold, exhaust, standard	73, 75
Manifold, exhaust, sports	81, 83
Manifold, inlet	73, 75
Manuals	135
Marker Lamps	181, 183
Master Cylinder, clutch	33, 35, 145, 147
Matching Lock Sets	225, 227, 229, 253
Metering Unit	67
Mirror, interior	233, 251, 253
Mirrors, external	221, 272
Model Cars	277
Moto-Lita Steering Wheel	155, 159
Mouldings, body	217, 219, 223, 225
Mouldings, hardtop	263
Mountings, engine	37
Mountings, gearbox	37
Mudflap Kit	225, 271
Mug	276

N

Name Plates	265
Narrow Fan Belt Conversion Kit	161
Number Plate Lamp	183
Number Plate Mountings	217
Number Plates	276
Nut, cylinder head	21, 29

O

Oil	280
Oil Cap Label	21, 29
Oil Cooler Kit	19, 25, 268
Oil Drip Tray	280
Oil Filler Cap	21, 29
Oil Filter	15, 25
Oil Filter, spin on	15, 25, 268
Oil Jug	135, 280
Oil Pressure Gauge	189, 191, 193
Oil Pressure Relief Valve	25
Oil Pressure Switch	25, 187, 193
Oil Pump	19, 27
Oil Seals - engine	13, 19, 25, 27
Oil Seals - gearbox	85, 135
Oil Seals - axle	103, 105, 107
Oil Strainer	19, 27
Oil Sump	13, 25
Overalls, disposable	279
Overdrive Assemblies	95
Overdrive Conversion Bracket Kits	99
Overdrive Conversions	99
Overdrive Electrics	99
Overdrive Hints	97
Overdrive Plates	265
Overdrive Repair Kit, A Type	97
Overflow Bottle	41, 43
Override	217, 221, 223, 225
Overmats	247, 276
Owner's Handbooks	135, 283

P

Paints	267
Parking Signs	286
Parts Books	284
Patent Label	265
Pedal, accelerator	69, 71
Pedal, brake & clutch	33, 35, 145, 147
Pinion Flange	103, 105, 107
Piston Ring Set	17, 27
Piston Set	17, 27
Plugs & Grommets	197, 203
Points - contact breaker	169, 171, 173
Polyurethane Bush Kit	127, 129
Popular Parts	9
Pressure Relief Valve, fuel	53, 67
Production Data	7
Propeller Shaft	109
Propshaft Cover	213
Propshaft Tunnel	213
Pulley, fan	17, 27
Pushrod	21, 29

Q

Quick Racks	127, 129
-------------	----------

R

Radiator	39, 43
Radiator & Heater Hose Kit	41, 43
Radiator Air Duct	41, 43, 215, 219
Radiator Cap	39, 43
Radiator Grille	215, 219
Radiator Hoses	41, 43
Radio	187, 285
Rear Axle	103, 105, 107
Rear Axle Oil	280
Rear Deck	209, 211
Rear Hub	103, 107
Rear Wheel Cylinder	137, 139
Ring Wing	209, 211
Regulators, Alternator	187
Relays	185, 187
Renovo Hood Care	281
Repeater Lamp	181
Reverse Light Switch	187
Road Wheels	131, 133
Rocker Arm	21, 29
Rocker Covers	21, 29
Rocker Covers, alloy	21, 29, 268
Rocker Feed Kit	21, 29, 268
Rocker Gear	21, 29
Roll Bar, Aley	273
Rotor Arm	169, 171

S

Safety Jacket	135, 279
Safety Triangle	135, 279
Sail Eyelet Tool	135, 259
Sales Brochures	277
Scuttle	205, 207
Scuttle Vent Lid	205, 207, 215, 219
Seals, hood frame	255, 257
Seals, Oil	see oil seals
Seat Belt Buzzer, anchor	211
Seat Belt Fittings	245
Seat Belts	245

Seat Identification	239, 241, 243
Seat Kits	239, 241, 243
Seat Pan	213, 239
Seats	239, 241
Security, vehicle	195
Sender Unit, fuel tank	51, 53, 55
Service Information	8
Service Kits	9, 169, 171
Shock Absorber Conversions, rear	121, 123
Shock Absorbers, front	111, 118
Shock Absorbers, rear	121, 123
Sidesccreens	227
Side/Flasher Lamps	181, 183
Silicone Lead Set	169, 171, 173
Sill Mouldings	217, 219, 223, 225
Sills	209, 213
Slave Cylinder, clutch	31, 35
Solenoid Overdrive	99
Solenoid Starter	165, 167, 185, 187
Sound Deadening Panels	247
Spanners	135, 279
Spare Parts Catalogue, factory	284
Spare Wheel Mounting	223, 225
Spark Plug Spanner	135, 279
Spark Plugs	169, 171, 173
Speakers	237
Speedometer	189, 191, 193
Speedometer Cable	10, 87, 189, 191, 193
Speedometer Recalibration	193
Spin-on Filter Conversion	15, 25, 268
Spokes	131
Spring (Road) and Damper Kits	125
Spring Compressor	111, 118, 135
Spring, front road	111, 118
Spring, rear road	121, 123
Springs, road, uprated	125
Starter Motors	165, 167
Starter Motors, uprated	165, 167, 274
Starter Motor Immobiliser	165, 167
Stay Rods, engine bay	205, 207, 215, 219
Steering Box	155
Steering Column	155, 157, 159
Steering Column Cowl & Fittings	159
Steering Column Lock	159
Steering Gaiters	157
Steering Improvements	127, 129, 155, 157,
Steering Locks	159, 191, 193
Steering Rack	157
Steering Rack Mountings	157
Steering Rack Conversion Kit	127, 155
Steering Rack, Quick Racks	127, 129, 157
Steering Wheels	155, 159
Stone Guard (arch)	233
Stowage Cover, hood	259, 261
Stripe, body	219
Stub Axle	111, 118
Sump	13, 25
Sun Visors	251, 253
Surrey Top	263
Suspension Bush Kits	115, 119
Suspension Components, front	111, 118
Suspension Components, rear	121, 123
Suspension Improvements	127, 129
Suspension Packages	125
Switch, brake	185
Switch, fuel cut-off (TR5)	187
Switch, headlamp	189, 191, 193
Switch, headlamp dip	181, 185, 189, 191, 193
Switch, heater	189, 191, 193
Switch, ignition	189, 191, 193
Switch, lighting	189, 191
Switch, oil pressure	25, 187, 193
Switch, overdrive	189, 191, 193
Switch, reverse light	187
Switch, rheostat	189, 191, 193
Switch, starter	189
Switch, windscreen wipers	175, 189, 191, 193
Switches, column	191, 193
Switches, dashboard	189, 191, 193

T

Tachometer	189, 191, 193
Tachometer Cable	10, 189, 191, 193
Tail Lamp	183
Tappet	19, 21, 27, 29
Tax Disc Holder	277
Temperature Gauge	189, 191, 193
Temperature Sender Unit	185, 187, 191, 193
Temperature Transmitter	185, 187, 191, 193
Tenax Fitting Tool	135
Thermostat	39, 43
Thermostat Cover	39, 43
Threshold Plates	217, 221, 223, 272
Throttle Linkage	57, 59, 61, 63, 65, 69, 71
Thrust Washer Set, engine	17, 27
Tie Rod End (steering)	155
Timing Chain	19, 27
Timing Cover	19, 25
Timing Gears	10, 27
Tonneau Cover	259
Tonneau Tools	259
Tool Bag	135, 279
Tool Kit	135, 279
Tool Roll	135, 279
Tools	135, 279
Tow Bar	279
Track Rod Ends	157
Trailing Arm	123
Transfers	277
Trim Adhesive	235, 237, 279
Trim Colours	235, 237, 239, 243
Trim Fittings	235, 237
Trim Kits	235, 237
Triplex Label	265
Triumph Book Corner	283, 284
Trunnion - front	112, 118
Tyre Pressure Plates	265
Tyre Pump	135, 279
Tyre Savers	271
Tyre Trim Set	131

U

Underfelt	247
Universal Joints	109
Unleaded Fuel additive	280

V

Vacuum (distributor)	169, 171
Valance, front	205, 207
Valance, rear	209, 211
Valve Caps	277
Valve Guides	21, 29
Valve Inserts	29
Valve Spring	21, 29
Valve Spring Compressor	135, 279
Valve, engine	21, 29
Valve, water	21, 29
Vehicle Identification	7, 265
Vehicle Record Logs	276
Vehicle Security	195
Veneer, dash	251, 253, 273
Vent Lid	205, 207, 215, 219
Vent Control	249
Vented Brake Kit	143, 270
Vertical Link	111, 118
Voltage Stabiliser	185, 187
Voltmeter	<i>see Ammeter</i>
Vouchers, Rimmer Bros	276

W

Warning Lamps	189-193
Warning Triangle	135, 279
Washer Bottles	177
Washer Jets	177
Washer Pumps	177
Washer Switch	193
Water Curtains	231
Water Drain Tap, radiator	39, 43
Water Elbow	39, 41, 43
Water Hoses	41, 43, 45, 47
Water Pipes	41, 43, 45, 47
Water Pump	39, 43
Water Sender Unit	185, 187
Water Valve, engine	21, 29
Waxoyl Anti-Corrosion Products	281
Weatherstrips, door	231
Wheel Arch	205, 207, 209, 211
Wheel Arch Protector Set	207, 213, 221, 225
Wheel Box	175
Wheel Brace	135, 279
Wheel Conversion Kits	131, 133
Wheel Cylinder Repair Kits	137, 139
Wheel Hammer	135
Wheel Knock-Offs	131
Wheel Medallion Label	131
Wheel Nuts	131, 133
Wheel Polish	271
Wheel Trim Rings	131
Wheel, alloy	133
Wheels, steel	131
Wheels, wire	131
Wind Deflectors	233, 273
Window Glass	231
Windscreen	233
Windscreen Capping	221, 233, 263
Windscreen Label	265
Windscreen Wiper Motor	175
Windscreen Washers	177
Wing Mirror	272
Wings, front	205, 207
Wings, rear	209, 211
Wiper Motor, Arms & Blades	175
Wiper Rack/Cable	10, 175
Wiper Switch	189, 191, 193
Wire Wheel Conversion Kits	131
Wire Wheel Spanner	131, 135
Wiring Harnesses	197
Wiring Loom Connector Block	197
Wiring Loom Labels	265
Wiring Loom Tags	197, 209, 213
Wishbone Arms	112, 118
Workshop Manuals, factory	135, 283

NOTES**ACKNOWLEDGEMENT**

A big thank you to everyone involved in producing this catalogue. It took nearly 10 years (on and off!) to piece it all together. An enormous challenge when 15 years of production and many different body styles, engines and transmissions are involved. We would also like to thank the many owners and photo libraries including Magic Cars Pics who have kindly allowed us to reproduce all the car photograph included within this catalogue.



298 PAGES



210 PAGES



210 PAGES



170 PAGES



64 PAGES



194 PAGES



76 PAGES



56 PAGES



82 PAGES



82 PAGES



106 PAGES




72 PAGES



108 PAGES




90 PAGES



68 PAGES



32 PAGES



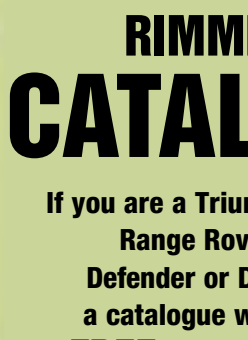
90 PAGES



82 PAGES



152 PAGES



32 PAGES

RIMMER BROS CATALOGUES

If you are a Triumph, SD1, MG Rover, Range Rover, Freelander, Defender or Discovery owner - a catalogue will be despatched **FREE** including post & packing.

Small postage charge made for additional catalogues.
FOR YOUR COPY, PHONE, FAX, WRITE OR E-MAIL.

FULL SET OF CATALOGUES (POSTAGE CHARGES)
£10 (UK) £15 (Europe) £35 (Rest of World)

Once registered as a customer for a specific vehicle you will be automatically updated (free of charge) with any new catalogue or price guides as they are published.

**OUR CATALOGUES
ARE YOUR
PASSPORT TO
THE FINEST
MAIL-ORDER
PARTS SERVICE**



**BROWSE OUR
CATALOGUES
ON YOUR PC!**

COVERS LAND ROVER,
TRIUMPH AND MG ROVER.



HOW TO FIND US

We are 2 miles south of Lincoln on the A15
Lincoln to Sleaford road.

When approaching Lincoln from the A1/A46,
follow the A1434 signposted to city centre,
through North Hykeham, then pick up signs for
the A15 to Sleaford.

Set your Sat Nav LN4 2NA.

BUSINESS HOURS

8.30am - 5.30pm Monday to Friday
and 8.30am - 1pm on Saturday.

We are closed Sunday and on all Bank Holidays
except Good Friday.



ALL PARTS ARE GUARANTEED

*"It's our objective to ensure the satisfaction
of every one of our customers."*

Please refer to our Web Site for warranty information.

RIMMER BROS

A BRITISH COMPANY SUPPORTING BRITISH CARS

Rimmer Bros Ltd. Triumph House, Sleaford Road, Bracebridge Heath, Lincoln LN4 2NA, England.

Telephone: 01522 568000

Fax: 01522 567600. E-mail: sales@rimmerbros.co.uk

www.rimmerbros.co.uk

Quality Parts and Accessories



**RANGE
ROVER**

