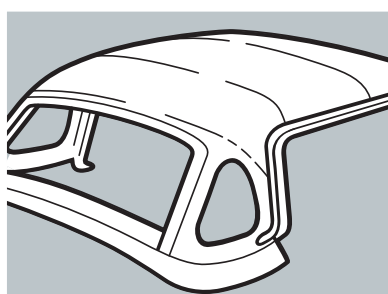
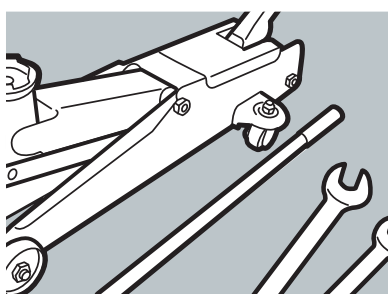



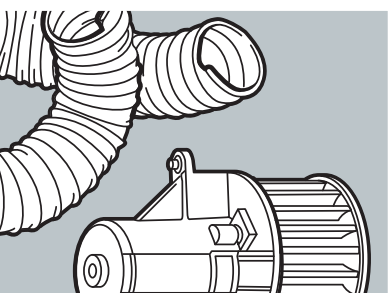
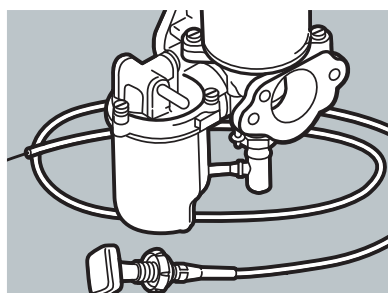
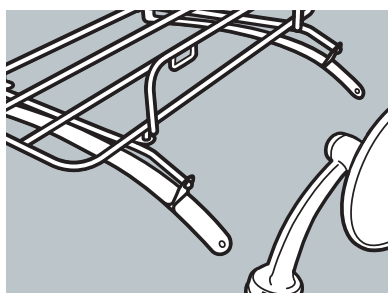
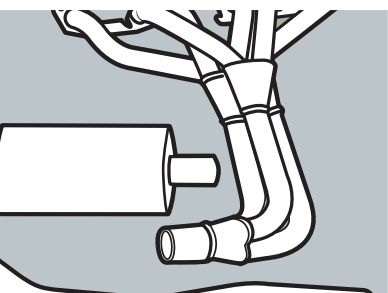
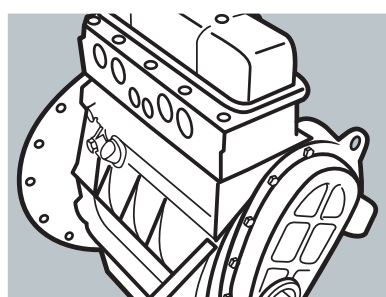
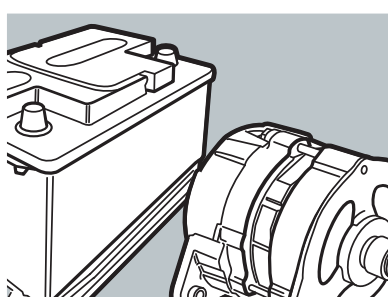


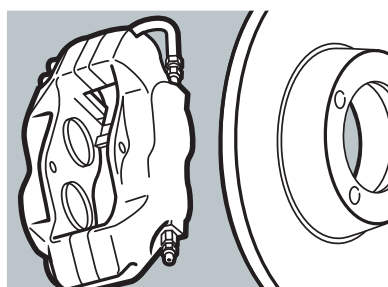



ISSUE 14

PARTS & ACCESSORIES FOR YOUR

MORRIS MINOR

including technical advice and detailed schematics



PARTS · ACCESSORIES · TOOLS



Moss has been supplying Classic Car parts to enthusiasts since 1948. We specialise in MG, Triumph, Austin-Healey, classic Mini, Jaguar, Morris, and Mazda MX-5 parts and accessories, and offer a wide range of tools and consumables. Benefitting from decades of experience, we are now one of the world's oldest and largest suppliers to owners of classic cars.

Today, our mission is to keep the great marques alive and well by supplying parts and accessories of the highest standard. We offer friendly, professional, and knowledgeable service, and hold a vast inventory of parts in stock, backed by fast, reliable delivery throughout Europe.

EU based customers can now shop with Moss in the EU without worrying about customs charges or import taxes, and can benefit from fast and reliable delivery sent from Moss Paris across the EU.

- ✓ No customs charges
- ✓ No import taxes
- ✓ EU to EU shipping
- ✓ EU based sales and customer service team
- ✓ English speaking staff



Moss fournit des pièces de voitures de collection aux passionnés depuis 1948. Nous sommes spécialisés dans les pièces et accessoires MG, Triumph, Austin-Healey, Mini classique, Jaguar, Morris et Mazda MX-5, et proposons une large gamme d'outils et de consommables. Forts de plusieurs décennies d'expérience, nous sommes de fait, l'un des plus anciens et des plus importants fournisseurs de propriétaires de voitures de collection au monde.

Aujourd'hui, notre mission est de maintenir les grandes marques en vie et en parfait état ce, en fournissant des pièces et des accessoires de la plus haute qualité. Nous offrons un service convivial, professionnel et compétent, et possédons une vaste gamme de pièces en stock, doublé d'une livraison rapide et fiable dans toute l'Europe.

Les clients basés au sein de l'UE peuvent désormais faire leurs achats chez Moss dans l'UE sans se soucier des frais de douane ou des taxes d'importation et peuvent bénéficier d'une livraison rapide et fiable expédiée depuis Moss Paris dans toute l'UE.

- ✓ Pas de frais de transitaires
- ✓ Pas de taxes d'importation
- ✓ Livraison de l'UE à l'UE
- ✓ Équipe de vente et de service à la clientèle basée dans l'UE
- ✓ Personnel parlant anglais



Moss versorgt Oldtimer-Liebhaber seit 1948 mit Einzelteilen für Ihre Klassiker und ist mit seiner jahrzehntelangen Erfahrung einer der ältesten und größten Anbieter für Kunden in diesem Segment. Zu unserem Repertoire zählen Autoteile und Zubehör für die Marken MG, Triumph, Austin-Healey, den klassischen Mini, Jaguar, Morris und den Mazda MX-5. Darüber hinaus bieten wir eine breite Palette an Werkzeugen und Verschleißteilen an.

Mit unserer Arbeit möchten wir die großen Marken am Leben erhalten und liefern hierzu die hochwertigsten Teile und Zubehörartikel. Unser umfassender Lagerbestand kann schnell und zuverlässig an verschiedene Orte in ganz Europa versandt werden. Unser freundlicher, professioneller und fachkundiger Kundenservice berät Sie gerne dazu.

Kunden aus der EU können nun dank EU-Versand über Moss Paris ganz sorgenfrei bei Moss bestellen, ohne Zollgebühren oder Importsteuern zu zahlen.

- ✓ Keine Zollgebühren
- ✓ Keine Importsteuern
- ✓ Versand innerhalb der EU
- ✓ Vertriebs- und Kundendienstbüro in der EU
- ✓ Englischsprachige Mitarbeiter



Moss fornisce parti per auto classiche agli appassionati dal 1948. Siamo specializzati in parti e accessori per MG, Triumph, Austin-Healey, Mini Classic, Jaguar, Morris e Mazda MX-5 e offriamo una vasta gamma di utensili e prodotti di consumo. Grazie all'esperienza decennale, ora siamo uno dei fornitori più vecchi e più grandi del mondo per i proprietari di auto classiche.

Oggi la nostra missione è mantenere vivi e in buone condizioni i grandi marchi, fornendo parti e accessori dello standard più elevato. Offriamo un servizio cordiale, professionale e competente e possediamo un vasto catalogo di parti in stock, supportato da un sistema di consegne veloce e affidabile in tutta Europa.

I clienti nell'UE ora possono acquistare da Moss nell'Unione Europea senza preoccuparsi di spese doganali o tasse di importazione e possono beneficiare della consegna veloce e affidabile da Moss Paris in tutta l'Unione.

- ✓ Niente spese doganali
- ✓ Niente tasse di importazione
- ✓ Spedizione in UE dall'UE
- ✓ Team di vendita e di assistenza clienti con sede in Europa
- ✓ Staff che parla la lingua inglese



Moss lleva suministrando piezas a los amantes de los deportivos clásicos desde 1948. Estamos especializados en piezas y accesorios de MG, Triumph, Austin-Healey, Mini clásico, Jaguar, Morris y Mazda MX-5, y ofrecemos una amplia variedad de herramientas y consumibles. Gracias a las décadas de experiencia acumuladas, ahora somos uno de los proveedores más antiguos y grandes del mundo para propietarios de coches clásicos.

Hoy nuestra misión es mantener vivas y presentes las grandes marcas suministrando piezas y accesorios de la más alta calidad. Ofrecemos un servicio cercano, experimentado y profesional, y poseemos un extenso inventario de piezas en stock que se ve respaldado por un servicio de entrega a toda Europa rápido y fiable.

Ahora, los clientes de la Unión Europea (UE) pueden adquirir los productos de Moss directamente desde su territorio, sin preocuparse por las tarifas aduaneras ni los aranceles, y beneficiarse así de un servicio de entrega rápido y fiable a toda la UE desde Moss París.

- ✓ Sin tarifas aduaneras
- ✓ Sin aranceles
- ✓ Envío de UE a UE
- ✓ Equipo comercial y de atención al cliente basado en la UE
- ✓ Le atendemos en inglés



A Moss tem vindo a fornecer peças de automóveis clássicos a entusiastas desde 1948. Especializamo-nos em peças e acessórios para MG, Triumph, Austin-Healey, Mini clássico, Jaguar, Morris e Mazda MX-5. Disponibilizamos também uma vasta gama de ferramentas e consumíveis. Com décadas de experiência, somos um dos maiores e mais antigos fornecedores de peças do mundo para proprietários de automóveis clássicos.

A nossa missão é manter as grandes marcas vivas e presentes, fornecendo peças e acessórios do mais alto nível. Oferecemos um serviço amigável, profissional e especializado, e mantemos um vasto inventário de peças em stock, apoiado por uma entrega rápida e fiável em toda a Europa.

Os clientes sediados na UE podem agora efetuar compras na Moss Paris sem preocupações relativas a taxas aduaneiras ou impostos de importação, beneficiando também de entregas rápidas e fiáveis com envio a partir de França.

- ✓ Sem taxas aduaneiras
- ✓ Sem impostos de importação
- ✓ Envio da UE para a UE
- ✓ Equipa de vendas e apoio ao cliente sediada na UE
- ✓ Funcionários que falam inglês

| | | | |
|------------------------------------|-----------|--|--|
| A | | | |
| Aerials | A24 | | |
| Air filters | A12-13 | | |
| Alternators | A16 | | |
| Anti-roll bar kit | A06 | | |
| B | | | |
| Badge bar & mounting clips .. | A20 | | |
| Badges | A21 | | |
| Baseball caps | A44 | | |
| Battery | A17 | | |
| Battery cut-off switches | A17 | | |
| Battery tray | A17 | | |
| Bonnet straps | A20 | | |
| Books & manuals | A43 | | |
| Boot racks | A20 | | |
| Boot trim | A29 | | |
| Bottle stoppers | A44 | | |
| Brake disc kit | A07 | | |
| Brake hoses | A07 | | |
| Brake pipe sets | A06 | | |
| Brass float | A14 | | |
| Breather filters | A12 | | |
| C | | | |
| Carpets & floor coverings .. | A28 & A42 | | |
| Cigar lighter | A26 | | |
| Clutch conversion hydraulic | A15 | | |
| Coil clamp and cover | A09 | | |
| Crankshaft oil seal | A12 | | |
| Cylinder head | A15 | | |
| Cylinder head gaskets | A15 | | |
| D | | | |
| Dashpot covers | A11 | | |
| Distributors | A08 | | |
| Door seals | A31-41 | | |
| Driver cap | A44 | | |
| DVDs | A43 | | |
| Dynamat | A29 | | |
| Dynator charging system | A16 | | |
| E | | | |
| Embroidered patches | A44 | | |
| Engine backplate | A15 | | |
| Exhaust | A06 | | |
| Exhaust clamps | A06 | | |
| F | | | |
| Fan controllers | A10-11 | | |
| Fan kit | A10 | | |
| Footwell mats | A28 | | |
| Fuel pump inertia switch | A14 | | |
| Fuel pumps | A13 | | |
| Fuel regulators | A14 | | |
| G | | | |
| Gaiter finisher kit | A26 | | |
| Garage signs | A45 | | |
| Gauges | A25 | | |
| Gear knobs | A26 | | |
| Gearbox conversion | A04 | | |
| Groser jets | A14 | | |
| H | | | |
| H4 LED conversion | A19 | | |
| Handbrake grip | A26 | | |
| Hazard warning light kit | A26 | | |
| Headlamp conversions | A19 | | |
| Headlamp peaks | A19 | | |
| Headlamp protectors | A19 | | |
| Headlamp relay kits | A19 | | |
| Headlamp rims | A18 | | |
| Headlamp stone guards | A18 | | |
| Headlamps | A19 | | |
| Headlinings | A33-42 | | |
| Heated blanket | A44 | | |
| Hip flask | A44 | | |
| Horns | A17 | | |
| HT leads | A09 | | |
| Hub caps | A23 | | |
| Hub nut spanner | A23 | | |
| I | | | |
| Ignition lead numbering set | A10 | | |
| Ignition systems | A09-10 | | |
| Indicator lenses | A18 | | |
| In-line fuel filters | A14 | | |
| Insulation | A31 | | |
| Interior trim | A30-41 | | |
| K | | | |
| K&N air filters | A12 | | |
| K&N Cleaning & oil kit | A12 | | |
| Key fobs | A44 | | |
| Klingersil gasket | A11 | | |
| L | | | |
| Lamp covers | A18 | | |
| Lamps | A18 | | |
| M | | | |
| Mirrors | A21-22 | | |
| O | | | |
| Oil catch tanks | A12 | | |
| Oil cooler radiators | A11 | | |
| Oil pump | A12 | | |
| P | | | |
| Parcel trays & glove boxes | A31-41 | | |
| Period style lamps | A18 | | |
| Piper air socks | A13 | | |
| R | | | |
| Radios | A46 | | |
| Ram pipes | A13 | | |
| Remote fluid reservoir kit | A07 | | |
| Rev limiters | A08 | | |
| Reverse & fog lamps | A18 | | |
| Rocker covers | A14 | | |
| S | | | |
| Seat belts | A24 | | |
| Seat covers | A30-40 | | |
| Seat foams & fittings | A42 | | |
| SmartScreen wash/wiper | A23 | | |
| Spark plugs and terminals | A09 | | |
| Speakers | A46 | | |
| Spin on oil filter adaptor | A11 | | |
| Sports coil | A09 | | |
| Spot & fog lamps | A18 | | |
| Spring lowering kit | A07 | | |
| Starter motors | A16 | | |
| Steering wheel bosses | A26 | | |
| Steering wheels | A27 | | |
| Stelling & Hellings air filters .. | A13 | | |
| Sun visors | A31-42 | | |
| Superpro bush sets | A05 | | |
| Switch bezel tool | A26 | | |
| Switches | A17 | | |
| T | | | |
| Telescopic conversion kits | A05 | | |
| Thermal mugs | A44 | | |
| Thermostat blanking kit | A11 | | |
| Timing chain kits | A14 | | |
| Tyre trims | A23 | | |
| U | | | |
| Underfelt kits | A28 | | |
| Union flag | A45 | | |
| W | | | |
| Waterproof blanket | A42 | | |
| Wheel nuts | A21 | | |
| Wheel spacers | A21 | | |
| Wheel trims | A21 | | |
| Wheels | A22 | | |
| Windscreen washer kits | A21 | | |

Sections

Performance A04

Exterior A15

Interior A22

Personal A41

BLACK & WHITE Restoration Section

Restoration
Parts 01

Ordering
Information 02

5 SPEED GEARBOX CONVERSION




Our range of five speed conversions for the Minor are a complete replacement kit with everything you need to achieve modern day driver comfort and performance. The ultra-smooth action of the five speed gearbox is an instant benefit. With a synchromesh first gear and quieter reverse the vibration and hassle are taken out of town driving. With similar ratios from first to fourth, the

performance through the gears is unaffected, and the added benefit of a 0.82:1 fifth gear gives a reduction of 1,200rpm at maximum speeds, giving faster and more relaxed cruising.


“Everything you need to achieve modern day driver comfort and performance.”

The robust gearbox and replacement clutch release arrangement replace the weaker original system, giving an almost maintenance free transmission. The conversion involves minimal cosmetic or structural changes and the specially modified gear change puts the gear lever in the original position, with no modifications required to the upper area of the gearbox cover. Kits are available to suit the original mechanical linkage or hydraulically operated clutches.

Kit includes: Fully reconditioned gearbox, replacement bell housing, clutch mechanism, chassis crossmember, speedo cable, hardware and instructions.



| | |
|--|---------|
| 5 speed conv., 1098cc, linkage clutch, RHD | MMA1310 |
| 5 speed conv., 1098cc, linkage clutch, LHD | MMA1311 |
| 5 speed conv., 1098cc, hydraulic clutch, RHD | MMA1312 |
| 5 speed conv., 1098cc, hydraulic clutch, LHD | MMA1313 |
| 5 speed conv., 1275cc, linkage clutch, RHD | MMA1314 |
| 5 speed conv., 1275cc, linkage clutch, LHD | MMA1315 |
| 5 speed conv., 1275cc, hydraulic clutch, RHD | MMA1316 |
| 5 speed conv., 1275cc, hydraulic clutch, LHD | MMA1317 |



REVOTEC COOLING FAN KITS

Keeping your engine running at it's optimum temperature will ensure the best performance and economy.

Revotec and Moss Europe have co-designed these high quality bespoke fan kits using the latest high efficiency fans with adjustable electronic controllers. These kits are designed to replace the standard original mechanical fan, reducing the load on the engine, noise and improving both power and mpg.

Unlike other fan kits that use universal mounting systems, these kits fit using bespoke laser cut brackets that mount directly to the radiator cowl using existing mounting bolts.



See page A10 for more information

SUPERPRO BUSHES



The first stage in improving your suspension is to check all your bushes - there's no point buying springs and dampers if the bushes are worn out. These suspension bushes improve the handling by reducing the amount of unwanted flex in the standard type of bush, leaving the suspension to move in the direction intended by the designers.

“Polyurethane bushes are 25-30% stiffer than the factory bushes and do not deteriorate in performance over time.”

Polyurethane is the best solution for road use. It gives improved location without having a detrimental effect on noise levels or a harsh ride. Added advantages are improved longevity and unlike rubber it is not affected by ultra violet light, water, salt, oil or petrol. These Superpro bushes come with a steel sleeve and grease where necessary and are available either individually, or as a complete car set.

SPK71CK



Superpro complete bush sets

Complete bush set, Saloon Tourer and Traveller SPK70CK
(Contains: Upper outer trunnion bush, lower inner control arm bush, front tie bar bush, leaf spring eye and shackle bushes and leaf spring saddle mount).

Complete bush set, Van/Pickup SPK71CK
(Contains: Upper outer trunnion bush, lower inner control arm bush, front tie bar bush, leaf spring front eye and shackle bushes, leaf spring saddle mount and telescopic damper eye bushes).



ACA5242SPKF

Superpro front suspension bushes

Upper outer trunnion bush kit, 1 required ACA5282SPK

Lower inner control arm bush kit, 1 required ACA5242SPKF

Front tie bar bush kit, 1 required ACA5264SPK



ACA5242SPKR

Superpro rear suspension bushes

Leaf spring front eye bush kit 1 required AAA3627SPK

Leaf spring rear eye and shackle bush kit, 1 reqd ACA5242SPKR

Leaf spring saddle mount kit, 1 required ACA5138SPK

Damper eye bushes, Van/Pickup only, 2 reqd ACB8871SPK

Clutch shaft bush

Replaces the spherical bush in the clutch linkage. This provides more accurate location and resists the degrading effects of fuel and oils.

Clutch cross shaft pivot bush, 1 required AAA1626SP



MMA1200

MMA1255

TELESCOPIC DAMPER CONVERSION KITS

Converting to telescopic dampers is a good step in improving your Minor's handling. The telescopic dampers give improved control and rear axle location. This results in better ride and handling, making your Minor more stable and predictable, ideal for daily-used cars. These conversion kits are designed to give your Minor all the benefits of telescopic damping in an easy to install kit. They are available with a choice of gas or oil filled dampers. Includes all hardware and fitting instructions.

Telescopic damper conversion kit, front, gas MMA1200

Telescopic damper conversion kit, front, oil MMA1205

Telescopic damper conversion kit, rear, gas MMA1250

Telescopic damper conversion kit, rear, oil MMA1255



SPCK9

Spax telescopic damper conversion kit

Spax dampers are renowned for their quality and will give excellent damping and a long service life. They feature an external adjuster mechanism that allows for easy damping adjustments whilst the units are still fitted on the car. These are ideal for fast road cars. Each kit includes a pair of dampers, necessary brackets, hardware and fitting instructions.

Spax telescopic damper conversion, front SPCK9

Spax telescopic damper conversion, rear SPCK10

Replacement Spax damper, front or rear SPG736PR



“Improving the gas flow through the engine is the key to gaining more power...”


MMA1040

PERFORMANCE EXHAUST

Improving the gas flow through the engine is the key to gaining more power, a simple first step ‘Stage 1’ is to upgrade the induction (see page A11 for details on air filters) and exhaust systems. Fitting an extractor manifold with a performance exhaust allows the engine to breathe more easily. To gain the most benefit from our extractor manifolds and performance exhaust systems they should be used together.

Extractor manifolds work by allowing the gasses to flow through a smoother path. Using larger bore pipes also reduces back pressure in the manifold and cylinder head. Additional power can be gained by wrapping the manifold, this reduces the temperature in the engine bay, allowing cooler air into the carburettors, and keeping the exhaust gasses hot which means they have less density and flow more freely. Our manifolds and systems are manufactured to the highest standards and are available in high quality stainless steel. All pipes are mandrel bent to maintain tube shape and assembly is done on jigs to ensure accuracy and quality fit.

| | |
|----------------------------|---------|
| Extractor manifold | MMA1040 |
| Sports exhaust system..... | MMA1041 |
| Exhaust downpipe..... | MMA1056 |



GEX113SS

STAINLESS STEEL EXHAUST SYSTEM

Bell stainless steel exhaust systems have stood the test of time and are the perfect upgrade for your classic cars mild steel exhaust system. Made from high-quality stainless-steel right here in the UK, these exhaust systems feature an improved exhaust note and increased longevity. These exhausts will last for years to come.

Supplied with two U clamps to connect this three piece exhaust system. Complete fitting kit GEK1900 is available separately.

Please note: This exhaust system is not compatible with early Morris Minor with side valve engines, or with Morris Minor Van and Pick Up.

| | |
|---|----------|
| Complete Exhaust System (3 piece) | GEX113SS |
| Complete Fitting Kit | GEK1900 |



ANTI-ROLL BAR KIT

Using an anti-roll bar reduces body roll during cornering, increasing stability without ruining the ride comfort. This bolt-on kit is designed to be simple to fit and will benefit standard and modified cars.

Front anti-roll bar kit



STAINLESS STEEL 'U-BOLT' TYPE EXHAUST CLAMPS


| | |
|-----------------------------|---------|
| Exhaust clamp, 1 1/8" | 412-200 |
| Exhaust clamp, 1 3/4" | 412-201 |
| Exhaust clamp, 1 7/8" | 412-202 |
| Exhaust clamp, 2" | 412-203 |
| Exhaust clamp, 2 1/8" | 412-204 |
| Exhaust clamp, 2 3/8" | 412-205 |



COPPER BRAKE PIPE SETS

These non-rust, copper brake pipe sets are cut to the correct length and assembled with fittings and flared ends. The pipes are manufactured from pliable thick walled, seamless copper pipe with brass fittings which are strong and malleable, allowing them to be readily formed by hand or with pipe bending tools.

| | |
|---|----------|
| Copper brake pipe set, RHD, Saloon/Traveller..... | HGB5003 |
| Copper brake pipe set, LHD, Saloon/Traveller..... | HGL5003 |
| Copper brake pipe set, RHD, Van/Pickup | HGL5003C |



REAR SPRING LOWERING KIT

Reducing the ride height effectively lowers the centre of gravity which benefits handling by reducing body roll. This spacer block fits between the axle and road spring to reduce the ride height by 1.5". The kit includes spacer blocks, U bolts and nuts.


Rear spring lowering kit..... TMG30920



REMOTE FLUID RESERVOIR KIT

This kit is designed to mount a remote reservoir in the engine bay where it is more easily accessed for routine fluid level checks. This is also recommended when fitting a disc brake conversion kit as the calipers require more fluid in the hydraulic circuit.

Remote fluid reservoir kit MMA1105



STAINLESS STEEL BRAIDED BRAKE HOSES

Goodridge brake hose kits feature the finest quality hose, consisting of a PTFE inner with a stainless steel outerbraid. This eliminates the spongy feel under arduous conditions, giving greater brake operation as well as providing superior resistance to abrasion and corrosion.

These kits, therefore, not only provide the reliability and safety demanded but offer brilliant good looks that improve the appearance of any installation.

Every brake line made by Goodridge is 100% pressure tested and guaranteed to be leak free and give an improved braking performance. They are also 100% TUV, DOT, ADR and ISO approved and can be used worldwide.

Saloon braided hoses

Stainless braided hoses, black, UNF Unions..... GBL702192
 Stainless braided hoses, black, BSF Unions..... GBL702190
 Stainless braided hoses, clear, UNF Unions GBL702122
 Stainless braided hoses, clear, BSF Unions GBL702120

Van & Pickup braided hoses

Stainless braided hoses, black, UNF Unions..... GBL702191
 Stainless braided hoses, black, BSF Unions..... GBL702193
 Stainless braided hoses, clear, UNF Unions GBL702121
 Stainless braided hoses, clear, BSF Unions GBL702123




SPAX SHOCK ABSORBERS

The next step to improving the ride and handling of your car is to fit good quality shock absorbers.

Spax is one of Britain's most respected companies in this field. Their dampers give excellent service on all models plus, their adjustable shock absorbers have the ability for the adjustments to be made on the car. Available on their own or as part of a conversion kit. **Shock absorbers should always be replaced in pairs.**



See page A05 for more information



DISC BRAKE CONVERSION KIT

Drum brakes can be easily converted to discs with this kit, bringing Minor braking right up to date. The kit uses sliding calipers and specially machined discs, hubs and back plates to enable an easy conversion.

Disc brake conversion kit, front..... MMA1100
 (Fits 1000 models from 1956 on only).
 Hub bearing kit, 1 side, replacement MMA11001
 Brake pad set, replacement MMA11002
 Brake disc, each, replacement..... MMA11003

CSI-IGNITION DISTRIBUTORS

CSI-Ignition distributors offer a fully electronic ignition system built into the correct type of Lucas distributor housing to suit your car, keeping the original appearance in the engine bay. You can only tell the difference when you remove the distributor cap! Gone are the points and condenser and mechanical advance mechanism, all replaced with a high quality electronic ignition system manufactured using military specification components for durability and reliability. These distributors are maintenance free (no points to adjust), and of easier starting & smoother running, more torque & power, reduced fuel consumption & emissions. They also eliminate the weaknesses of mechanical timing advance and problems such as points bounce ensuring correct ignition timing throughout the rev range.



“The new range of CSI-Ignition distributors is a breakthrough for classic car ignition systems”.

Each CSI-Ignition distributor features 16 easily switchable, optimised ignition curves to allow timing adjustment to suit your car's engine and fuel specifications. Alternative advance curves can be selected to suit your engine's state of tune making them ideal for modified engines. Curves are easily selected using a screwdriver in a rotary switch, with a bright flashing LED indicator to show the selected curve all concealed underneath the distributor cap. The distributors are also available with an electronic immobiliser system to prevent unwanted starting of the engine. CSI-Ignition distributors are available Optimised with vacuum advance to suit 948-1098cc road or uprated cars running on SU carburettors. Please note: Some units may only be available to order. If your car is fitted with an alternative Spridget, Marina or Ital engine please visit our website or call with engine specifications. Search for CSI Ignition Distributor.

Optimised, 25D4, positive earth CSD7014571
 Optimised, 25D4, negative earth..... CSD7014581
 Optimised with immobiliser, 25D4, positive earth CSD7014671
 Optimised with immobiliser, 25D4, negative earth..... CSD7014681

You must use the conventional (non transformer) type coil with a minimum resistance of 2.5 Ohms, such as our sports coil (3.0 Ohms) Bypass the ballast resistor if fitted. The use of a transistor type coil will damage the CSI distributor and invalidate any warranty.

Sport coil, 3 ohms TT2981



SMOOTH CUT REV LIMITERS

Save yourself from an expensive bill, designed to allow full use of power up to maximum revs, where they will not exceed the preset limit. They work by progressively miss-timing the spark preventing an increase in engine speed from over revving due to missed gears or over exuberance.

SmoothCut rev limiter, 4 cyl., preset 6000rpm TT2987
 SmoothCut rev limiter, adjustable limit RL5



CSI-PRO IGNITION DISTRIBUTORS

CSI-PRO-Ignition distributors offer a fully electronic ignition system built into the correct type of Lucas distributor housing to suit your car, keeping the original appearance in the engine bay. You can only tell the difference when you remove the distributor cap!

Gone are the points and condenser and mechanical advance mechanism, all replaced with a high quality electronic ignition system manufactured using military specification components for durability and reliability. These distributors are maintenance free (no points to adjust), and offer the benefits of, easier starting & smoother running, more torque & power, reduced fuel consumption & emissions. They also eliminate the weaknesses of mechanical timing advance and problems such as points bounce ensuring correct ignition timing throughout the rev range.

The CSI-PRO-Ignition is a programmable distributor for your British classic car, allowing you to adjust and program the advance curves yourself. Two selectable pre-sets (modes) can be programmed, each with its own RPM and vacuum curve. Plus, various other settings such as speed limiter, maximum total advance and minimum RPM speed for activating the vacuum advance.

Edit and Write curves, even while the engine is running! The CSI-PRO-Ignition has the unique possibility to write the curves and other settings to the distributor, even while the engine is running, and to have the changes take effect immediately! The static setting (offset of 0 degrees) can also be shifted in steps of 1 degree, up to 10 degrees positive and up to 10 degrees negative, without having to rotate the distributor itself. An acceleration timer measures the time between 2 pre-set speeds to measure and compare the engine's performance. An external switch can be used for switching between the 2 modes.

Key features:

- Edit and write curves even while the engine is running.
- Two pre-set modes for curves and settings.
- More unique programming options.
- Connectable with a USB module for Windows and/or with a Bluetooth module for Android and iOS.
- Smiths style Dashboard; real life data.
- Lucas style; 23D, 25D, 43D, 45D, 59D, 35D8.

25D4, negative earth..... CSD9933581
 25D4, dual polarity..... CSD9933562

The CSI-PRO can be linked with either the USB module or a Bluetooth module allowing the distributor to be programmed with a Windows laptop or an Android / iOS smartphone. Free software is provided for Window, Android and iOS.

USB programming module..... CSD9931
 Bluetooth programming module CSD9932



NGK SPARK PLUGS & PLUG CAPS



Changing the spark plugs regularly ensures the engine performs well. NGK are renowned for making performance plugs giving a strong spark and long life.

Spark plug

Spark plug, all engine cc, standard tune BP6ES

Plug caps

Straight plug cap, red, each NSB5
 Straight plug cap, black, each NSB5BLK
 60° plug cap, red, each NYB5
 60° plug cap, black, each NYB5BLK
 90° plug cap, red, each NLB5
 90° plug cap, black, each NLB5BLK
 Push-in connector cap & coil, each GCL1110



LUMENITION IGNITION

Lumenition electronic ignition kits are well known as being among the finest aftermarket electronic ignition systems available. This system basically replaces both the contact points and condenser with an optical switch and power module. The power module is an electronic device that receives a pulse from the optical trigger which switches the coil. The trigger eliminates contact bounce, arcing, mechanical wear and spark scatter, reducing maintenance and increasing reliability. With minimal wiring and modifications this kit is very discreet.

Note: Installation of a power module requires a distributor fitting kit.

A performance ignition kit is available, it includes a power module and a high output coil. The microcircuit control of the coil current gives optimum performance across high engine speed ensuring maximum spark energy at the coil. A fitting kit to suit the distributor application is also required. Positive earth wiring instructions are available from your branch. Please check your distributor type before ordering the fitting kit as many cars have non-original distributors fitted. The identification number is cast on the distributor body.

Performance ignition kit: Supplied with high energy coil and performance power module.

Performance ignition kit CEK150
 Replacement coil CEC

Power module and performance ignition coil

Power module PMA50
 Performance ignition coil, MegaSpark 4 LMS4

Mounting bracket: Designed to mount the power module neatly using coil bracket screws. Suitable for all power modules.

Power module mounting bracket MK006

Fitting kits: Use these fitting kits with your choice of ignition kit.

Lucas 25D4 distributors LFK116



TMG10872

COBALT PERFORMANCE HT LEAD SETS

Get the spark from your coil with silicone HT leads that are designed to perform. These Cobalt leads use a high performance conductor to transmit greater energy to the spark plug creating a stronger spark for improved combustion. They also feature multi-layer reinforcing and insulation with a protective silicone outer sleeve and terminal boots for improved reliability. A Series engines with Lucas 25D distributors require a top entry distributor cap (GDC103).

Cobalt silicone lead set172-050

Top entry push in distributor cap GDC103



TT2982M

COMPETITION HT LEAD

If you want a performance HT lead with the correct period look then this 'bumblebee' lead is a must. As per the original 'Lucas' type it features a high conductivity copper core with a yellow insulator featuring a black stripe. Alternatively, use the standard black lead for an 'OE' look. We recommend you assemble leads with NGK suppressed plug caps.

Bumblebee HT lead, per metre TT2982M

HT lead, per metre, black AAA5981M

GCL1110



TT2981

SPORTS COIL

Sports coils are designed to improve ignition performance. They give more reliable starting power and greater performance at high revs thanks to the 40,000 volt output. Don't forget to renew your plugs and leads to optimise the power. Your HT lead into the coil will need to be the push-in type, use GCL1110 to convert the lead.

Sports coil, non-ballast type TT2981

Sports coil, ballast type TT29812

Ignition lead, end kit GCL1110

GAC8470X



GAC8470CC




COIL CLAMP & COVER

Brighten up your engine bay with our stainless steel coil clamp and covers for standard coils only.

Stainless steel coil, clamp only GAC8470X

Stainless steel coil, clamp & coil cover set GAC8470CC



PERTRONIX IGNITION

Ignitor I

These completely self-contained electronic ignition units offer a simple alternative to traditional points and condenser arrangement. They are easy to install with no external control boxes to mount and only two wires to hook up and no permanent modifications involved. The unit uses a sealed Hall Effect sensor that is impervious to dirt, dust, moisture, or vibration, and retains standard advance curve. Unaffected by distributor shaft wear, maintains firing accuracy to within 1/4 degree, reduces spark scatter over the full rpm range. One year warranty.

| | |
|--|---------|
| Pertronix Ignition I, Lucas, DM2, positive earth..... | 222-615 |
| Pertronix Ignition I, Lucas, DM2, negative earth..... | 222-605 |
| Pertronix Ignition I, Lucas, 25D4, positive earth..... | 222-555 |
| Pertronix Ignition I, Lucas, 25D4, negative earth..... | 222-405 |



Ignitor II

The Ignitor II has many of the same great features that the Ignitor has, but even more. The Ignitor II units sense the coil current level and use a powerful micro controller to adjust the dwell. Variable dwell helps to maintain peak energy throughout the entire RPM range. Ignitor II systems develop significantly more energy between 3000 and 5000 RPM than standard ignition systems. Built in reverse polarity and over current protection shuts down the system, preventing component damage.

| | |
|---|---------|
| Pertronix Ignition II, Lucas, DM2, negative earth..... | 143-326 |
| Pertronix Ignition II, Lucas, 25D4, negative earth..... | 143-321 |



HT LEAD NUMBERING SET

| | |
|--|---------|
| Keep track of which HT lead is which with a set of numbered sleeves. | |
| HT lead numbering set, 4 cylinder..... | CRST255 |




REVOTEC COOLING FAN KIT

Keeping your Minor's engine running at optimum temperature ensures you get the best performance and economy. Using the latest high efficiency fans with adjustable electronic controllers, these kits are designed to replace the standard original mechanical fan, reducing the load on the engine, noise and improving both power and mpg.

Unlike other fan kits that use a universal mounting system, these Revotec kits have bespoke laser cut brackets that mount directly to the radiator mountings. The brackets are stainless steel to give a smart appearance and prevent corrosion. To enable easy adjustment to suit your car, the kits also uses a precise electronic controller. The kit includes a high efficiency fan assembly, electronic controller, bespoke stainless steel brackets for corrosion resistance, hardware & wiring & fitting instructions.

| | |
|--------------------------------------|--------|
| Revotec fan kit, negative earth..... | RFK70 |
| Revotec fan kit, positive earth..... | RFK70P |
| Manual override switch..... | RFC020 |



Negative earth only.

RFC010

REVOTEC ELECTRONIC FAN CONTROLLERS

These units use the latest type of surface mounted electronic controllers to sense the temperature of the water in the cooling system. The controllers are designed to fit neatly into the cooling system without using capillary probes or radiator mounted clip on devices. This ensures that the coolant flow is not impeded, accurate temperature control and effective sealing of the coolant system are maintained. The self sealing EFC can be used in all applications. Please ensure there is sufficient space to fit an EFC hose fitting.

| | |
|---|--------|
| EFC, self sealing..... | RFC011 |
| EFC, hose fitting, 25mm..... | RFC001 |
| EFC, M22 x 1.5, for threaded boss..... | RFC010 |
| (Use with threaded boss soldered in to radiator header tank). | |
| Threaded boss, brass..... | RFC012 |



OIL COOLER RADIATORS


It is wise when modifying engines to allow for extra cooling, the oil should not be allowed to run too cool or too hot as this can lead to rapid engine wear. A 10 row radiator is suitable for road use or as a replacement for standard equipment, a 13 row radiator is suitable for fast road and occasional track use, a 16 row radiator is generally used for more regular track applications or for competition use, and a 19 row radiator is purely for competition use only as the oil will not get hot enough to work at optimum temperature in lesser applications. Oil Cooler Installation Kits are available separately, allowing you the choice of cooling depending upon your application, and include ready assembled hoses. Made in the UK.

1/2" BSP

| | |
|-------------------------|---------|
| 10 row, standard, Mocal | ARO9807 |
| 13 row, standard, Mocal | ARO9809 |
| 13 row, standard, Moss | ARA221 |
| 13 row, uprated, Mocal | ARA221X |
| 16 row, standard, Mocal | ARO9875 |
| 19 row, standard, Mocal | ARO9888 |

5/8" BSP

| | |
|-------------------------|---------|
| 13 row, standard, Mocal | TT29631 |
| 16 row, standard, Mocal | TT29641 |
| 19 row, standard, Mocal | TT29651 |



REVOTEC ELETRONIC FAN CONTROLLERS

Revotec's innovative engineering team has developed this simple unit using the latest technology, components and assembly methods to produce a robust and reliable unit that will not obstruct water flow. Each unit is non-leaking, incredibly easy to install and will operate and overcome all the problems associated with any capillary action and clip on devices. Each system is supplied with a relay and all necessary fittings. Suitable for use with all Revotec's electronic radiator cooling fans.


Positive earth

| | |
|-----------|---------|
| 25mm..... | RFC001P |
| 28mm..... | RFC002P |
| 32mm..... | RFC003P |
| 35mm..... | RFC004P |
| 38mm..... | RFC005P |
| 45mm..... | RFC006P |

Negative earth

| | |
|-----------|--------|
| 25mm..... | RFC001 |
| 28mm..... | RFC002 |
| 32mm..... | RFC003 |
| 35mm..... | RFC004 |
| 38mm..... | RFC005 |
| 45mm..... | RFC006 |

KLINGERSIL GASKET



Manufactured from a modern high performance synthetic material that can withstand much higher temperatures (up to 400°F) and extreme pressures (up to 750psi) making them ideal for fast road and competition engines.

Gasket thermostat housing, uprated..... GTG101X



SFR23

SFR23B

SFR23R

DASHPOT COVERS FOR SU CARBURETTORS

Dashpot covers are an ideal way to enhance and brighten the engine bay.

| | |
|---|--------|
| HS2 dashpot cover, silver | SFR22 |
| HS2 dashpot cover, red | SFR22R |
| HS4/HS6 dashpot cover, silver | SFR23 |
| HS4/HS6 dashpot cover, anodised, blue | SFR23B |
| HS4/HS6 dashpot cover, anodised, red | SFR23R |
| HS4/HS6, dashpot cover, chrome | SFR150 |
| HS4/HIF6, dashpot cover, chrome, for short type | SFR175 |



AJJ4012

AJJ4013

THERMOSTAT/BYPASS HOSE BLANKING KIT

The thermostat can be removed to aid cooling but it is essential that a blanking sleeve is fitted in its place or the change in water flow may cause local overheating in the cylinder block. For A series engines, improved water flow can be achieved by fitting our bypass hose blanking kit, this will help to keep your cylinder head cool.

| | |
|--------------------------|---------|
| Thermostat blanking kit | AJJ4012 |
| Bypass hose blanking kit | AJJ4013 |



GFK1001

235-830

SPIN-ON OIL FILTER ADAPTORS/CONVERSIONS

Fitting a spin-on filter adaptor makes changing the oil much easier and cleaner, it also prevents oil draining out of the filter giving better oil pressure on start up. Oil filters supplied separately.

Spin-on oil filter conversion, 948-1275cc GFK1001
(Suitable for all Tecalmit heads and all Purolator heads except with casting number MIC90020).

K&N Performance Gold® oil filter..... 235-830
Oil filter, standard, for GFK1001 only..... GFE166



235-875

GFE173

Spin-on oil filter conversion & hose, 948-1275cc... 235-875
(This spin-on conversion is suitable for all models as it replaces the filter head and pipe assembly. Ideal if filter head or pipe is damaged or missing).

K&N Performance Gold® oil filter..... 235-830
Oil filter, standard, for 235-875 only GFE173



UPRATED OIL PUMP

This oil pump is the later type and will produce sufficient oil pressure for all requirements. For competition use check that the tolerances are kept to the lower end of the scale.


Uprated oil pump, 948-1098ccGLP142



MGS108322

CRANKSHAFT OIL SEAL CONVERSION KIT

To overcome the problem of oil leaks from the rear crankshaft scroll seal, we offer modern 'lip type' oil seal conversion kit for the venerable A series engine. The kit includes specially machined housings, fittings and full instructions.



MGS108322S

Crankshaft oil seal conv., Minor, 948-1098cc.....MGS108322

Replacement oil seal, MGS108322MGS108322S

Also available for other A series engines if used in conversions.

Crankshaft oil seal conv., Spridget, 1098cc, 10ccMGS108321
(2" diameter main bearing journals).

Replacement oil seal, MGS108321MGS108321S

Crankshaft oil seal conversion, Spridget, 1275cc.....MGS10832

Replacement oil seal, MGS10832MGS10832S

Crankshaft oil seal conv., Marina/Ital, 1275cc.....MGS108323

Replacement oil seal, MGS108323MGS108323S



TT2900

TT2901

OIL CATCH TANKS

If you modify the breather or induction systems of your car for either road or track use collection of oil should be considered. An oil catch tank is a must for competition use to prevent oil spillage on the track. Manufactured from high grade aluminium and anodised for a smart, durable finish they feature 2 x 1/2" OD connectors for the breather hoses, level indicator, breather cap and drain plug. Available in 1 litre or 2 litre sizes. Mount using the rear flange to a suitable vertical panel in the engine bay.

Oil catch tank, 1ltTT2900

Oil catch tank, 2ltTT2901

Breather hose, 1/2" ID, per metreBAU5065M

Hose clip, each.....GHC11016



KN56-1630A

KN56-9095

K&N AIR FILTERS

The last air filter you will ever need. K&N filters have a 1,000,000 mile guarantee, they just need cleaning and re-oiling periodically. K&N cotton gauze filters give virtually unrestricted air flow, whilst still providing very high levels of filtration to protect your engine. We stock a range of filters suitable for various SU carburettors.

HS2 centre mounting, 45mm, 1 3/4" deepKN56-9121


HS2 offset mounting, 45mm, 1 3/4" deep.....KN56-1630A

HS/HIF4 centre mounting, 45mm, 1 3/4" deepKN56-1390A

HS/HIF4 centre mounting, 54mm, 2 1/8" deepKN56-9093

HS4 centre mounting, 83mm, 3 1/4" deepKN56-9095

HS4 offset mounting, 45mm, 1 3/4" deep.....KN56-9128



KN56-1400A

KN56-9098

HS6 centre mounting, 45mm, 1 3/4" deepKN56-1400A

HS6 centre mounting, 54mm, 2 1/8" deepKN56-9096

HS6 centre mounting, 83mm, 3 1/4" deepKN56-9098

HS6 offset mounting, 45mm, 1 3/4" deep.....KN56-9132

HIF6 centre mounting, 45mm, 1 3/4" deepKN56-9136



1

2

3

4

5

BREATHER FILTERS

Engine breather filters are an alternative to running pipes from crankcases, clutch housings and timing cover breathers to the inlet manifold, they are particularly useful if induction set ups have been changed. Filters simply push on and are retained by a hose clip. Just remember to block off the other fitting on the carburettor or air filter where the original pipe was attached.

K&N crankcase breather filters

1 Breather filter, 2" diameter, 1/2" external inletKN62-1010
(Filter has 1/2" (12mm) OD metal inlet stub to fit into 1/2" (12mm) ID breather hose).

2 Breather filter, 2" diameter, 1/2" internal inlet..KN62-1330
(Filter has 1/2" (12mm) ID rubber inlet to fit onto 1/2" (12mm) OD .. breather pipes).

Aftermarket crankcase breather filters

3 Breather filter, 12mm inlet, blueMT1200

4 Breather filter, 12mm inlet, chromeMT1201

5 Breather filter, 12mm inlet, redMT1202

(Filters have 1/2" (12mm) ID rubber inlet to fit onto 1/2" (12mm) OD breather pipes).

K&N CLEANING & OIL KIT

K&N cleaning and oil kit001-130
(250ml oil and 400ml cleaner).



STELLING & HELTINGS AIR FILTERS

Stelling & Hellings air filters were a popular aftermarket air filter used on many American hot rods & sports cars. Their filters were supplied as original equipment on the 427 Cobra. These exact reproductions are chrome plated with a mesh filter.

Stelling & Hellings air filter, SU Carbs, 1 1/4" 223-100
Stelling & Hellings air filter, SU Carbs, 1 1/2" 223-200



PIPER AIR SOCKS

These air socks can be used with our piper ram pipes. They are supplied in pairs at 100mm long. They can be cut to size, though you must leave a minimum of 30mm between the inner face and the ram pipe mouth.

Piper air socks, pair PXC1050



RAM PIPES

Ram pipes (except period style) are fitted inside the air filter to help smooth the air flow into the carburettor. The shorter the ram pipe the higher up the rev range power is produced. If using with an air filter, a minimum clearance of 1 1/2" between the ram pipe and the filter case is recommended to ensure maximum air flow.

Ram pipes for SU carburettors

1 HS4 K&N ram pipe, silverKN85-5039
HS2 ram pipe, silver SFR230
2 HS4 ram pipe, silver SFR430
3 HIF44 ram pipe, silver SFR4430
4 HS6 ram pipe, silver SFR650



5 HS2 period ram pipe, short SFR1
HS4 period ram pipe, short SFR2
6 HS6 period ram pipe, short SFR3
HS2 period ram pipe, long SFR4
7 HS4 period ram pipe, long SFR8
8 HS6 period ram pipe, long SFR9



TMG2930K

HIGH CAPACITY FUEL PUMPS

The standard fuel pump may not be able to maintain adequate fuel flow and pressure at higher engine speeds, particularly with a tuned engine. The Facet range of fuel pumps will suit all standard and modified engines fitted with carburettors. They give constant fuel flow and pressure, even at high temperatures eliminating the problems associated with vapour lock.

The pumps are available in a variety of specifications to suit the engine's fuel pressure and flow requirements. Further fine tuning of the fuel pressure can be easily achieved by the use of a separate fuel regulator, see opposite. With safety in mind we recommend fitting a fuel pump inertia switch kit, so that in the event of an accident fuel delivery is automatically cut-off. Fuel lines may require adapting to install the new pump, check pipe sizes to select the correct unions, additional unions may be required.


Cylindrical fuel pumps

Formerly known as interrupter type pumps, these heavy duty pumps can be fitted at the front or rear of the car and up to 600mm above the bottom of the fuel tank. Kits are supplied with mounting & 8mm unions, alternative size unions available.

Cylindrical fuel pump kit, road, silver top TMG2930K
(Up to 150bhp, flow rate: 30 gal/hr, 4.0-5.50 psi, unions: 8mm x 1/8 npt).
Cylindrical fuel pump kit, fast road, silver top MGS2930K
(Up to 200bhp, flow rate: 35 gal/hr, 6.0-7.0 psi, unions: 8mm x 1/8 npt).
Cylindrical fuel pump kit, competition, red top MGS2932K
(Above 200bhp, flow rate: 40 gal/hr, 6.0-8.0 psi, unions: 8mm x 1/8 npt).
Cylindrical fuel pump only, competition, red top TT2930
(Above 200bhp, flow rate: 40 gal/hr, 6.0-8.0 psi, 1/4 npt threads).

MOC1841

TT29321



TMG2931K

Solid state fuel pumps

These pumps should be mounted at the rear of the car (as they are designed to push fuel rather than draw fuel) and ideally below fuel tank level, although they will work up to 300mm above the bottom of the fuel tank. Kits are supplied with mounting & 8mm unions, alternative size unions available.

Solid state fuel pump kit, fast road TMG2931K
(Up to 150bhp, flow rate: 32 gal/hr, 4.5-7 psi, unions: 8mm x 1/8 npt).
Solid state fuel pump only, fast road MGS2931
(Up to 180bhp, flow rate: 34 gal/hr, 7.0-10.0 psi, 1/8 npt threads).

Fuel pump unions

Use with the listed fuel pumps, please check thread and pipe size before ordering.

Straight union, 6mm (1/4"), 1/8 npt FPA903B
Straight union, 8mm (5/16"), 1/8 npt MOC1604
Straight union, 8mm (5/16"), 1/4 npt FPA904/A
Straight union, 10mm (3/8"), 1/4 npt FPA904/B
90° union, 8mm (5/16"), 1/8 npt MOC1841
90° unions, 8mm (5/16"), 1/4 npt, pair TT2930A
90° unions, 10mm (3/8"), 1/4 npt, pair FPA902B

Fuel filter union

Unions, 6mm (1/4"), 1/8 npt, pair TT29321
Union, 6mm (1/4"), 1/8 npt FPA906

TT2927



TT2925



FUEL REGULATORS

We recommend the fitment of a fuel regulator which allows fine adjustment to the fuel pressure to suit your requirements.

| | |
|---|---------|
| 67mm deep glass filter/regulator, 1/4" union, ea..... | TT2927 |
| 85mm deep glass filter/regulator, 5/16" union, ea. | TT2928 |
| Fuel pressure regulator, 1/4" union, each | TT2925 |
| Fuel pressure regulator, 5/16" union, each | TT2926 |
| Filter for TT2927 | TT29270 |
| Filter for TT2928 | TT29271 |
| Seal ring for glass bowl..... | TT29272 |

IN-LINE FUEL FILTERS



This smart looking fuel filter features a glass body with chrome plated end fittings and a cleanable gauze filter.

| | |
|--|--------|
| In-line fuel filter, 1/4" (6mm) | PRO804 |
| In-line fuel filter, 5/16" (8mm) | PRO805 |
| End seal | PRO895 |
| Replacement filter element, pack of 3..... | PRO896 |



BRASS FLOAT FOR FUEL SENDING UNIT

Due to the increased additives that are being used in fuels nowadays, the original Smiths plastic sending units are beginning to have increased problems. We now offer this brass float alternative that will work with these original Smith's sending units (will not work with early Smith units with soldered metal floats).

| | |
|---|---------|
| Brass float, fuel tank sending unit | 360-646 |
|---|---------|

ROCKER COVERS

An alloy rocker cover will improve the appearance of your engine bay and, as an added advantage, will help to muffle valve train noise. Always fit a new gasket when replacing your rocker cover, and do not over tighten rocker cover nuts.



Our rocker cover kits include alloy cover, gasket, seals, chrome spacers, nuts, washers, and chrome filler cap.

| | |
|--|----------|
| Ribbed rocker cover kit, polished | WPA9007X |
| (Kit includes: Rocker cover GAC4068P and fitting kit GAC4069FK). | |
| Ribbed rocker cover, polished | GAC4068P |
| Ribbed rocker cover, red | GAC4068R |
| Ribbed rocker cover, blue | GAC4068B |



FUEL PUMP INERTIA SWITCH

This inertia switch is a good safety feature when using an electric fuel pump. The switch unit mounts to a vertical surface in the engine bay and in the unfortunate event of a crash cuts the power to the fuel pump preventing fuel spillage. Supplied with multi connector and tail leads to allow easy connections.

| | |
|-----------------------------------|------------|
| Fuel pump inertia switch kit..... | C41220AX |
| Inertia switch fitting kit..... | C41220AXFK |



GROSE JETS FOR SU CARBURETTORS

Grose jets use a more modern ball valve so they won't stick open.

| | |
|--|----------|
| Grose jets for SU H/HS carburettors..... | GAC9201X |
| Grose jets for SU HIF carburettors..... | GAC9202X |



AJJ3325

TIMING CHAIN KITS

It is preferable to change from a single row chain (simplex) to twin row chain (duplex) as the twin chain is less prone to stretching. The cam timing can also be optimised via an adjustable Vernier cam gear. Please see manufacturer's data for correct timing figures.

| | |
|---|----------|
| Duplex conversion kit, 948-1275cc..... | AJJ3325 |
| Vernier camshaft gear, 948-1275cc | TMG10828 |

WPA9007X



WPA9029X

GAC4069FK



| | |
|--|-------------|
| Fitting kit for rocker cover | GAC4069FK |
| (Kit includes: Oil cap, seals and chrome spacers/nuts/washers). | |
| Spacer and chrome washer kit | GAC4069WK |
| (Kit includes: Chrome washers, chrome spacer kit and rubber grommets). | |
| Rocker cover gasket, all | GUG705009VC |
| Rubber seals, 2 required..... | 12A1358 |
| Cup washer, chrome, 2 required | 12G679 |
| Nut, chrome, 2 required | 2A150CP |

Knurled nuts for rocker cover, pair..... WPA9029X
(These knurled thumb nuts replace the standard nut/studs).

| | |
|---|---------|
| Oil filler cap, chrome | 8G612CP |
| Oil filler cap, steel/matt finish | 8G612 |

| | |
|--|----------|
| Rocker cover T bars, chrome, pair..... | WPA9039X |
| Rocker cover T bars, anodised red, pair | WPA9039R |
| Rocker cover T bars, anodised blue, pair | WPA9039B |
| Spacer for T bars, 2 required..... | CAM6921 |



HYDRAULIC CLUTCH CONVERSION

This conversion kit replaces the standard mechanical linkage with a hydraulic circuit. Using a hydraulic system benefits as the hydraulic system is self adjusting and gives a more progressive feel to the pedal. The kit includes master and slave cylinders, remote reservoir, pipe work, all necessary hardware and fittings.

Important: This kit is not compatible with 5 speed conversions.

Hydraulic clutch conversion kit, 1098cc only..... MMA1300



ALUMINIUM CYLINDER HEAD (STANDARD)

Working to original drawings, this brand new 1275cc cylinder head is designed to the original factory specification. When fitting an aluminium head, you must run with 100% summer coolant that contains the correct inhibitors to prevent corrosion and electrolytic reaction. We recommend you use new hardware, nuts, studs, etc... when fitting these heads to ensure a good fit.

All our 5-port heads are supplied as fully machined bare heads, with bronze valve guides and lead free valve seats. Heads can be modified to a higher specification. For detailed specifications please call your nearest Moss branch.


Aluminium cylinder head, 1275cc.....451-875



ALLOY ENGINE BACKPLATE

These alloy engine back plates are stronger and lighter than a standard steel unit, offering a worthwhile weight saving especially for competition cars. Pre-drilled for easy installation.

Alloy backplate, 1275cc.....MGS20817



ALUMINIUM CYLINDER HEAD (CROSSFLOW)

BMC A Series 7 port Crossflow Aluminium Heads are assembled with valves and springs. Ready for a pair of DCOEs or throttle bodies. Supplied with carb mounting studs, washers, nuts and gaskets, the head can be used on 848/950/997/998/1098 and 1275cc.


The head is designed to utilise the standard valve gear, and is fitted with standard size AE valves - 1.3inch 33mm intake / 1.15 inch 29mm exhaust. Standard AE valve springs are also used. Combustion chamber volume is 23cc.

The head is supplied with hardened valve seats to allow the use of unleaded fuels.

Standard gaskets can be used with the exception of the head gasket where copper gaskets are not recommended and all torque settings are as stock. The stock exhaust manifold can be used, and exhaust manifold and thermostat housing stud threads are cut at 5/16 UNC.

Aluminium cylinder head, assembled, A-Series451-808

Aluminium cylinder head, bare, A-Series451-807



CYLINDER HEAD GASKETS

To reduce the risk of head gasket failure on high compression performance engines it is wise to fit one of these up rated copper faced head gaskets. The manifold gasket is to be used when the exhaust and inlet ports have been modified on 1275cc cylinder heads.

Head gasket, uprated, 948-1098cc MST207

Head gasket, copper asbestos competition, 1275cc AHT188

Head gasket, uprated, 1275cc..... MST208

Head gasket, solid copper, 1275cc..... 387-520

Head gasket, metro turboGUG702560HG



HIGH TORQUE STARTER MOTOR

This brand new powerful, lightweight starter motor is high torque. This means it is less likely to burn out under the strain of cranking your engine over, especially with high compression engines.

High torque starter motor, 948-1275cc..... GXE4405XM



DYNATOR CHARGING SYSTEM

For owners wishing to fit an alternator but prefer to keep the original appearance for aesthetic reasons, or for competition scrutineering rules, the Dynator is the answer. Basically, it's an alternator in a dynamo casing, and comes complete ready to fit, available for positive and negative earth. Instructions provided.

Dynator charging system, negative earthPT10802

Dynator charging system, positive earthPT10802P



ALTERNATOR CONVERSION KIT

Update your Minor's charging system to an alternator with our comprehensive kit. An alternator provides more reliable charging and increased output which is particularly useful when several electrical systems are being used at once, such as lights, wipers, blower etc.

The kit includes an 18ACR, 45 amp alternator, pulley, drive belt, brackets, hardware and comprehensive instructions. The car must also be converted to negative earth.

Alternator conversion kit 130-068

Fan belt replacement GCB10



PERTRONIX ELECTRONIC IGNITION

These self contained electronic ignition units offer a simple alternative to traditional points and condenser arrangement.

Designed to fit entirely within the distributor cap, they are easy to install with no external control boxes to mount and only two wires to connect. No permanent modifications are involved. The unit uses a sealed Hall Effect sensor that is impervious to dirt, dust, moisture, or vibration and retains standard advance curve. Unaffected by distributor shaft wear, maintains firing accuracy to within 1/4°, reduces spark scatter over the full rpm range. One year warranty.

PERTRONIX

See page A10 for more information

BATTERY CUT-OFF SWITCHES

Battery cut-off switches are a good idea for all cars. Fitting one enables you to quickly isolate the battery and immobilise the car; ideal when working on your car, or if you intend to put your car into storage. Use with a battery conditioner, see our website or our Restoration Tools catalogue.



Battery mounted cut-off switches

These cut-off switches simply mount to the battery post and feature a screw-in knob to break the circuit. Available with a bypass fuse to allow sufficient current to pass to operate clocks, alarms and coded radios, but if any attempt is made to start the car the fuse will blow.

Battery mounted cut-off switch GAC3192X

Battery mounted cut-off switch with bypass fuse GAC31921



In-line cut-off switches

These cut off switches need to be fitted into the main battery to starter cable. The body of the switch should be mounted securely to the car and cables fitted using the terminal kit.

Period cut-off switch

These are reproductions of the Lucas 'Battery Master Switch' which was a popular accessory on many British classics.

Period battery cut-off switch, short knob 1B2804

Period battery cut-off switch, long knob 1B2804L



Motorsport cut-off switches

Battery cut-off switches are obligatory for competition cars and should be fitted with a cable for remote access.

Battery cut-off switch TT7964

Battery cut-off switch, race spec., FIA approved TT7962

Remote cable, 6 foot TT79621

Spare key for switches TT7964 and TT7962 TT79641

Terminal kit for battery cable TT7964TK



TWIN HORNS

Opt for the distinctive sounding Lucas style windtone horn set.

Windtone horn set 1B9007/8

Our twin air horn kit includes two tone horns, a heavy duty die cast compressor and all the necessary fittings and full instructions.

Twin air horn kit GAC9978X

(Note: This kit may not be legal for road use, please check local regulations).



NON-LEAK BATTERY

Suitable for most 12 volt applications it is a totally sealed, maintenance free battery that will not leak, even if split. The acid is completely absorbed into glass mat separators between the plates. Other advantages are that as there is less internal resistance, it offers more cold cranking capacity than a conventional wet battery.

It is also more resistant to heat and vibration and has a slower self discharge rate than a wet battery (loses 2-3% a month as opposed to a wet battery losing about 15% a month). Great in any car, particularly for sports or competition due to its small size (20 x 20 x 13cm). Its unique design means that it can be shipped by mail order.

Non-leak battery MXV1129X



BATTERY TRAY

This clever yet functional item, completely hides all but the most terminal symptoms of battery box plague. Ribbed for extra strength, this battery tray protects against corrosion and also makes cleaning around the battery easier.

Battery tray AM7301



GENERAL SWITCHES

A range of period looking switches for general purpose use. Use a momentary switch for starters, horns, washers, and the 1 position for auxiliary lamps.

1 Push button switch, momentary 3H3058

2 Toggle switch, momentary GWW102X

3 Toggle switch, on/off RTC430A

Pull switch, on/off, white illumination GAE132

4 Pull switch, on/off, green illumination GAE132G

Pull switch, on/off, red illumination GAE132R

Pull switch, on/off, yellow illumination GAE132Y

Fuse holder, in-line UKC4446



CLASSIC HORN

This replacement chrome classic horn is suitable for most classic cars.

Chrome classic horn MT9143



SPOT & FOG LAMPS

Give your classic a classic rally look with our range of lamps, and see where you're going at night! All use an H3 replacement bulb GLB453 and can be fitted using the universal wiring kit GAC4027.

- Angel eye spot lamps, 5.5", chrome, pair GAC4601
 Angel eye fog lamps, 5.5", chrome, pair GAC4602
 Driving lamps, 5", stainless steel, pair GAC4619



- Standard pattern spot lamps, 5.5", chrome, pair GAC4610
 Standard pattern fog lamps, 5.5", chrome, pair GAC4611
 Replacement bulb, H3 GLB453
 Wiring fitting kit, universal GAC4027

Wipac 5.5" chrome plated driving & fog lamps, with tough plastic lens covers.

- Wipac driving lamps, pair WPS6007
 Wipac fog lamps, pair WPS6078



CLEAR INDICATOR LENSES

Give your Minor an updated clear lens look with these conversion lenses.

- Clear lens, each 47H5508
 Bulb, amber, each GLB343



AUXILIARY REVERSE & FOG LAMPS

Many classics were not originally fitted with reverse or rear fog lamps. These universal polished stainless steel lamps measure 55mm x 110mm (2" x 4.5" approx.) and can be easily fitted to any classic, ideal for mounting under bumpers etc.

Fog lamps require an illuminated switch mounted visibly on the dashboard, see general switches on page A14.

- Auxiliary fog lamp GAC4608
 Auxiliary reverse lamp GAC4609
 Replacement bulb, 12V 20W GAC4608B



PERIOD STYLE LAMPS

These outstanding reproductions of the original Lucas L576 units are available as either a driving lamp with a clear lens or a fog lamp with a fluted lens in either a base or back mounting. Use a back mounted fluted lamp as a works style reverse lamp.

- Driving lamp with clear lens, 5", each MM162-701
 Fog lamp with fluted lens, 5.5" front, each MM162-800
 Back mounted lamp with fluted lens, 5.5", each BHA4399
 Back mounted lamp with clear lens, 5.5", each 57H5322

Don't worry if your spot or fog lamp gets damaged we stock replacement glass lamp units, so you don't have to buy the whole lamp again.


- Replacement lamp unit with fluted lens, each ACG5179
 Replacement lamp unit with clear lens, each 57H5015
 Replacement bulb driving lamp, each GLB185
 Replacement bulb fog lamp, each GLB323



SPOT/FOG LAMP COVERS

This authentic 1950-60's style, vinyl spot/fog lamp cover features the Lucas lion logo. It has a small clear window to see if the lamps are on or off.

- Lucas spot/fog lamp cover, 6", black, each 162-705
 Lucas spot/fog lamp cover, 7", black, each 162-706



CHROME HEADLAMP STONE GUARDS

Protect your headlamps with these period styled chrome headlamp guards.


- Chrome headlamp stone guards, pair GAC8000X



ALLOY HEADLAMP RIMS

Give your classic that individual look and save maybe a gram or two with these anodised silver aluminium headlamp rims.

- Alloy headlamp rim, each 500929ALLOY



H4 HALOGEN HEADLAMP CONVERSIONS

Fitting a halogen headlamp conversion is one of the easiest and most worthwhile improvements you can make to your classic. Powerful halogen bulbs with an improved lens design result in a superior light beam without blinding oncoming traffic.

Wipac quad optic kits

No pilot, RHD, pair GAC4022
 No pilot, LHD, pair MGE203
 With pilot, RHD, pair GAC4023Z
 With pilot, LHD, pair WPS4699

Lucas H4 asymmetric kits

These are genuine Lucas H4 asymmetric halogen lamp units.

With pilot, RHD, pair GAC4023
 With pilot, LHD, pair LULUB802
 No pilot, LHD, pair LULUB803

Replacement bulbs

You can choose to fit the standard 60/55W H4 bulbs, or replace them with either uprated H4 100/90W or super white xenon bulbs. The super white xenon bulbs are approximately 30% brighter than halogen.

Standard halogen, H4 60/55 watts, each GLB472
 Halogen, H4 100/90 watts, each, check regs. GLB484
 Xenon, H4 60/55 watts, pair GLB472X
 Xenon, H4 60/55 watts, blue tint, pair GLB472BLU
 (Xenon bulbs are up to 30% brighter than the standard halogen bulb).



HEADLAMP PROTECTORS

A thin, invisible layer of Lamin-X protects headlamps from stone chips and scratches, and keeps your lights looking new for years to come. Fits all 7" round headlamps. Sold as a pair. Lamp unit not included.

Headlamp protectors, pair 162-695



CHROME HEADLAMP PEAKS

Headlamp peaks, pair GAC7999X



H4 LED CONVERSION

Producing light levels of 3000 lumens per bulb, this LED conversion kit is 3 times brighter than a standard Halogen H4 bulb, meaning vastly improved visibility and safety when driving your classic car at night. Emitting a bright white 6000K colour and a 10,000+ hour lifespan, you'll never worry about visibility in low light conditions again. Features; A pair of premium quality 25W LUMILED LUXEON Z ES LED H4 light units and low load plug and play dual polarity drivers. Note: Suitable for H4 light units only and not suitable for sealed beam lamps.

H4 LED conversion 171-250



TRIPOD HEADLAMPS

Original equipment on early British cars. These Tripod style headlamps can be retro fitted to any suitable classic, but expect a reduction in light output. Suitable for period drives in the country on a warm summers evening. Tripod headlamps use BPF bulbs.

Tripod headlamp assembly, RHD, each 506370X
 Tripod headlamp assembly, LHD, each 506372X
 Tripod lamp unit, RHD, each LU554308
 Tripod lamp unit, LHD, each LU555296
 Replacement bulb, RHD, each GLB414
 Replacement bulb, LHD, each GLB415



CRYSTAL HALOGEN HEADLAMP KITS

These crystal lamps give your car a modern look with the beam pattern moulded into the reflector rather than the lens. Manufactured with a tough polycarbonate clear lens they are available with or without pilot lamp, and are a direct replacement for original 7" sealed beam or H4 conversion lamp units. Headlamp bulbs are supplied separately.

Crystal halogen without side light kit**, pair GAC4022X
 Crystal halogen with side light kit**, pair GAC4023X
 (**'E' marked for legal road use. Use dipping H4 bulbs. RHD only).
 Crystal halogen with angel eye kit*, pair GAC4600
 Crystal halogen kit*, pair GAC4615
 (*NOT 'E' marked for legal road use, no dip pattern).



HEADLAMP RELAY KITS

Fitting halogen headlamps puts high loads on electrical components. These kits allow easy installation of relays into the headlamp circuit allowing for the high current circuit to be run through the relay. Fitting relays in headlamp circuits protects your wiring and reduces the resistance in the circuit allowing full power to the lamps. Kits include relays and fittings. The single relay kit can also be used for wiring spotlamps, horns and other electrical accessories.

Headlamp relay kit, 2 relay 117-515
 (Inc: 2 relays, pre-wired relay holders, fitted terminals, fittings & instructions).
 Relay kit, 1 relay GAC4027
 (Inc: 1 relay, non-assembled wiring, terminals & fittings).
 PVC tubing, pre cut metre, black 504806



BADGE BARS & MOUNTING CLIPS

These badge bars allow you to mount a selection of badges to your Morris Minor by fitting the bar to the existing bumper mounts. Featuring a polished stainless steel tube and the option of with or without lamp brackets, these badge bars with highlight the front on your car and show off all your prized badges. Simply fits to the main bumper mounting spigot behind the bumper iron, no drilling necessary. Badge clips sold separately.

| | |
|--------------------------------------|----------|
| Badge bar without lamp brackets..... | MMA2001 |
| Badge bar with lamp brackets..... | MMA2002 |
| Clip, badges to bar | GAC8041X |
| Mounting plate, optional badges..... | GAC8042X |



RETRO SOUND RADIOS

The RetroSound range of radio and MP3 players feature the original 'twin knob' style mounting required for many classic cars.

Music can be played from external sources such as iPods, USB flash drives, and SD cards, all connected out of sight. Some models offer iPhone play and charging, hands free communication and Bluetooth.

There are a variety of faceplates & knob kits available in different finishes to enhance your look.

RetroSound®
Modern Sound for your Classic

See page A46 for more information



BOOT RACKS

Boot racks are an extremely useful, particularly when touring, providing invaluable extra luggage space. Our clamp-on boot racks are a universal fitment that have rubber mounting pads and clamp to the sides of the boot lid.

| | |
|---------------------------------------|----------|
| Boot rack, alloy | GAC4001 |
| Boot rack, alloy with wood slats..... | GAC4005X |



| | |
|--|-----------|
| Boot rack, stainless steel | GAC4004SS |
| Boot rack, stainless steel with wood slats | GAC4005SS |



| | |
|-------------------------------------|------|
| Boot rack fitting kit | BRK2 |
| Boot rack sucker set, 4 piece | BRS4 |



BONNET STRAPS & PIN SET

Our bonnet straps are manufactured from high quality leather with stainless steel end plates, available in tan or black either individually or in pairs. Or choose a set of stainless steel bonnet pins to give a modern competition look. Some bodywork modification is required to enable their use.

| | |
|-------------------------------------|---------|
| Bonnet strap, black, single | 222-601 |
| Bonnet strap set, black, pair | 222-602 |
| Bonnet strap tan, single | 222-729 |
| Bonnet strap set, tan, pair | 222-728 |



| | |
|-------------------------------|----------|
| Stainless steel pin set | MRAC801S |
|-------------------------------|----------|



BMC Drivers Club
AC9967X



British Motor Racing
Marshals Club
AC9987X



British Racing &
Sports Car Club
AC9969X



BARC Brooklands
AC9966X



UK mainland
05-432



St. Christopher
AC9970X



England Union flag
AC8043X



Great Britain
Union flag
08-506



GB letters stick on,
chrome
RD1034SA



GB letters set
3 piece, chrome
RD1034A



Union flag stick on,
chrome
AC4100CR



RAC diamond
AC9971X



RAC round laurel
AC1028X



RAC
AC8045X



Union flag 'flying'
AG000080MMM



Union flag screw fit
(35 x 57mm), chrome
AC4101



Union flag magnetic
M215-330



Union chequered
flag (42 x 24mm)
DAG000070MMM



Union flag screw fit
(30 x 50mm)
AC4100



Union flag stick on
(pair)
RST186



CSI-IGNITION DISTRIBUTORS

See page A08 for more information

CSI-Ignition distributors offer a fully electronic ignition system built into the correct type of Lucas distributor housing to suit your car. You can only tell the difference when you remove the distributor cap!



RAYDYOT REPRODUCTION MIRRORS

Raydyot mirrors were often bolted to racing and performance cars in the 1950s and 1960s. Their brushed aluminium design was extremely lightweight and strong. Moss has captured not only the distinctive look and character of the original Raydyot mirror, our aluminium reproductions also share the same performance advantages.

Raydyot, flat glass, aluminium, satin, each 222-355
Raydyot, convex glass, aluminium, satin, each 222-356



GAM115

DOOR 1/4 LIGHT MIRRORS

These chrome, universal fit door mirrors are a great accessory as they clamp neatly to the 1/4 light and are available with a choice of rectangular or round heads. Suitable for right hand or left hand mounting, sold individually.

Door 1/4 light mirror, rectangular, each GAM115



GAM300

Door 1/4 light mirror, round, 3" diameter, each GAM300



GAM215A

DOOR MIRRORS

Choose from our selection of door mirrors, they give excellent rear vision and are as originally supplied by Austin Healey, MG and British Leyland.

| | |
|---|---------|
| Convex glass, stainless steel, RH, each | GAM215A |
| Convex glass, stainless steel, LH, each | GAM216A |
| Flat glass, stainless steel, RH, each | GAM217X |
| Flat glass, stainless steel, LH, each | GAM218X |



WM1904

WING MIRRORS

Tourist Trophy wing mirrors. These are most effective when mounted on the top of the wing just above the front axle. Some people have trouble seeing the driver side mirror if mounted closer to the screen. Try various locations before drilling any holes.

Long arm style (fixed type)

| | |
|--------------------------------------|--------|
| Convex glass, chrome, RH, each | WM1904 |
| Convex glass, chrome, LH, each | WM1905 |
| Flat glass, chrome, RH, each | WM1906 |
| Flat glass, chrome, LH, each | WM1907 |



Flat glass, curved arm, chrome, RH/LH, eachGAM1001



Flat glass, cranked arm, chrome, RH/LH, each GAM1001X



GAM117

Later 'rectangular' style (spring back type)

| | |
|---|--------|
| Convex glass, chrome, RH/LH, each | GAM117 |
| Flat glass, chrome, RH/LH, each | GAM118 |



GAM105

BULLET STYLE MIRRORS

Long base mirrors

These feature a 3.75" long base and are fixed with two screws from inside the door at 2" centres. Suitable for left or right hand mounting.

| | |
|--------------------------|--------|
| Flat glass, chrome | GAM105 |
|--------------------------|--------|



Long base racing mirror

This mirror features a larger 4.25" lens with a 3" base. It is externally fitted to the mounting bracket. Suitable for left hand or right hand mounting.

| | |
|--------------------------|---------|
| Flat glass, chrome | 222-390 |
|--------------------------|---------|



GAM107

British Leyland style mirrors

These mirrors feature a 3.75" long base and are plinth mounted as per British Leyland style door mirror. They are interchangeable with British Leyland type door mirror. Use adaptor plates to fit to doors with late type captive nuts.

| | |
|-----------------------------|---------|
| Chrome flat glass, RH | GAM106 |
| Chrome flat glass, LH | GAM107 |
| Adaptor plate kit, RH | CZH1626 |
| Adaptor plate kit, LH | CZH1625 |



Dual base mirror

Dual base mirror is supplied with two bases; the short base is 2.25" long and the large is 4.5" long, the mirror can be fixed to the car using either base to cover previous mirror fixing holes. Suitable for left or right hand mounting.

| | |
|-------------------------------------|---------|
| Dual base, flat glass, chrome | 222-372 |
|-------------------------------------|---------|

GAC9211X



GAC9213X



ELECTRIC SCREEN WASHER KITS

We offer a choice of a stylish period glass bottle washer kit or a universal washer kit with a plastic bottle and integrated pump.

Period glass washer bottle kit GAC9211X
(Includes washer bottle, cap with pump and bracket only).

Universal screen washer kit GAC9213X
(Includes bottle, bracket, pump, switch, plastic washer jets, tubing, wiring and hardware).



MANUAL SCREEN WASHER KIT

This universal, manual screen washer kit includes a 1 litre bottle, bracket, manual pump, chrome washer jets, tubing and hardware.

Manual screen washer kit GAC9212X



TT6902

WHEEL SPACERS

These spacers allow small adjustments to be made to the offset when fitting alternative wheels.

Wheel spacer, 3mm, pair TT6901
Wheel spacer, 6mm, pair TT6902



PERIOD STYLE ALLOY WHEEL TRIMS

These smart period wheel trims look great on a Minor. Made from highly polished alloy with a raised detail design they fit neatly behind the standard hub cap. Supplied as a set of 4.

Period style alloy wheel trims, set of 4 MMA2010



SMARTSCREEN WASH/WIPE SYSTEM

These SmartScreen wiper kits allow intermittent wiper delay of between three and thirty seconds, programmed by using your existing wiper switch. SmartScreen wash/wiper kit allows you to have an automatic wiper system when using your electric screenwash. All kits are easy to fit and come with full instructions.

SmartScreen wiper system

Positive earth, (to 1967) GAC9222X

Negative earth, (pre 1967 converted) GAC9224X

Negative earth, (1967 on) GAC9221X

SmartScreen wash/wipe system

Positive earth models, (to 1967) GAC9226X

Negative earth models, (1967 on) GAC9225X



LOCKING WHEEL NUTS

'TriLock' locking wheel nuts use a special socket with a 3 pin combination that is uniquely matched to the locking nuts. Suitable for wheel nuts with a cone seat and can be used with alloy or wheels (see page A22). Supplied as a sets of 4.

Locking wheel nuts, set of 4 MLN007



HUB NUT BOX SPANNER

Re-manufactured original tool for rear hub nuts.

Box spanner, rear hub, 1 7/8" 18G152A



MMA2012

MMA2016

HUB CAPS

Plain, chrome, 8.5" diameter, (1948-51) MMA2012

'M', chrome, 8.5" diameter, (1951-53) MMA2014

'M', chrome, 8.75" diameter, (1954-71) MMA2016

'M', stainless, 8.75" diameter, (1954-71) MMA2017



WHITE WALL TYRE TRIMS

A popular accessory in the past were white wall tyres, unfortunately if you can find them now they tend to be made for the US market and of a much harder compound than European tyres. However, we are able to supply a rubber ring which is sandwiched between the wheel rim and the tyre wall, recreating the look of white wall tyres but allowing the use of quality modern tyres.

White wall tyre trim, 14" wheels, set of 4 GLZ226WWX4



ALLOY WHEELS

These stunning looking eight spoke, MiniLite replica bolt-on alloy wheels are a timeless classic design, adding a period charm to your Minor. They are manufactured using the latest techniques and testing procedures to ensure the highest quality and reliability. Wheels are sold individually with a centre cap.

- Alloy wheel, 13" x 5", 8 spoke, silver, each GAC8203X
 Alloy wheel, 13" x 5", 8 spoke, anthracite, each GAC8213X
 Alloy wheel, 13" x 5.5", 8 spoke, silver, each GAC8315
 Alloy wheel, 14" x 5.5", 8 spoke, silver, each GAC8318



These wheels use a special nut that has a wide taper area and a narrow 'hex' to allow clearance for wheel brace or socket. Replacement centre caps are available. Measure the hole in the centre of the wheel and choose the appropriate cap.

- 1 Wheel nut, each TT6320
 2 Hub cap, metal, silver, 59mm, each GAC8201XP
 Hub cap, metal, polished, 59mm, each GAC8211X
 3 Hub cap, plastic, silver, 61mm, each GAC8201XPP
 Hub cap, plastic, flint, 61mm, each GAC8201XPF
 Hub cap, plastic, chrome, 61mm, each GAC8201CHM

Please note: All wheels are sold individually unless otherwise stated, ensure you use the correct wheel nuts for each wheel.



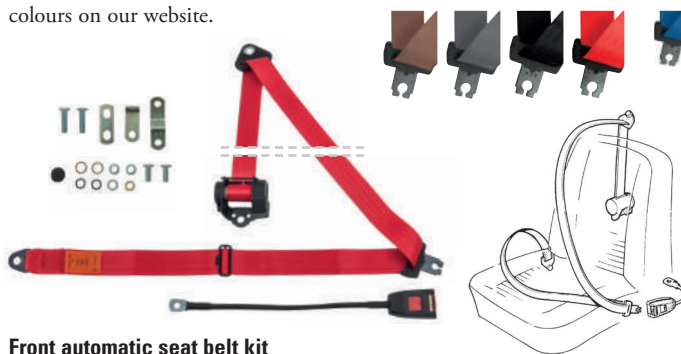
RADIO AERIALS

Our range of aerials offers a variety of fitting options from wing to roof mountings. The wing mount aerial features adjustable bases to compensate for slight angles off horizontal. The roof mounted aerial features a removable stainless steel mast with a chrome base plate. Aerial extension cable is also available.

- Hide-away amplified aerial 230-555
 Aerial wing mount, manual MRA001
 Aerial wing mount, electric AJM1112X
 Aerial roof mount EEP11Z
 Extension lead aerial, 3 metre ZKC533

SEAT BELTS

We can offer the Securon range of belts in black, red, grey, beige or blue. Below we list just the black and red options; you can find our full range of colours on our website.



Front automatic seat belt kit

These kits are a 4 point mounting and use a retractor reel that must be mounted vertically. The webbing then feeds through a guide, mounted at shoulder level, and is retained at the sill mounting. The buckle is retained at the tunnel mounting. Stalk length is 45cm. This kit provides lap and diagonal restraints.

- Automatic seat belt, black SBS500/45
 Automatic seat belt, red SBS500/45RED



Front static seat belt kit

These static seat belts are designed to fasten to 3 mounting points; one over the shoulder, and a mounting point either side of the seat, at the sill fixing and tunnel. These belts are adjustable on the diagonal strap. Stalk length is 45cm. This seat belt kit provides lap and diagonal restraints.

- Static seat belt kit, black SBS300/45
 Static seat belt kit, red SBS300/45RED



Rear static seat belt kits

These rear static seat belts are designed to fasten to 3 mounting points; one over the shoulder, one to the outer side of the seat and one towards the middle of the seat. This kit provides lap and diagonal restraints.

- Static seat belt kit, black SBS200
 Static seat belt kit, red SBS200RED



- Static seat belt kit, lap only, black SBS210
 Static seat belt kit, lap only, red SBS210RED



Seat belt extender

Can be used to safely extend the seat belt if required. It must only be bolted to the sill mounting position. 'E' approved for road use.


- Seat belt extender, red SBS227



GAC8460X (Gauge not inc.)



GAE125X



GAE130M



GAE130A



GAE124X



GAE129M




GAC8461X



GAE127X



GAE120



GAE122



GAE128X



GAE128M

AUXILIARY GAUGES

Custom build your own dash assembly with these gauges or add them as auxiliary instruments to a wooden dash board. Gauges are supplied with bulb holders and retaining brackets. We offer a range of new gauges in the classic Smiths style with either black or magnolia face with contrasting lettering and an angled section chrome bezel.

Tachometers (80mm diameter)

0-8000 tachometer, full face, 80mm, magnolia. GAE130M

0-10000 tachometer, full face, 80mm, black. GAE130A

Water temperature and oil pressure gauges (52mm diameter)

Water temperature, °C, electric, black. GAE124X

Water temperature °C, electric, magnolia. GAE124M

Thermal transmitter for electric gauges. GTR101

Oil pressure psi, black. GAE123X

Oil pressure psi, magnolia. GAE123M

Oil pressure switch, standard. GPS133

Oil pressure switch, early warning, 20psi. TT2998

Oil temperature °C, black. GAE129X

Oil temperature °C, magnolia. GAE129M

Thermal transmitter, oil temp., negative earth. GAE129SENDER

Dual gauges (52mm diameter)

Dual gauges are full face with oil pressure and water temperature shown.

They use a capillary transmitter pipe (supplied with gauge) for water temperature and nylon hose for oil pressure.

Dual gauge, °F & psi, black. GAE127X

Dual gauge °C & psi, black. LUSJB100

Dual gauge C-N-H & psi, black, Smiths. BHA4900

Oil pressure gauge fittings

Y piece on engine block. LUSIB748

Nylon hose for oil pressure gauge. LUSIB703

Hose for oil pressure gauge, braided, stainless steel. GLL995120

Oil hose sealing washer, 2 required. 2K4936

Ammeters and volt meters (52mm diameter)

Ammeter dynamo models, black. GAE120

Ammeter alternator models, black. GAE121

Voltmeter, black. GAE122

Voltmeter, magnolia. GAE122M

Time clocks (52mm diameter)

Clock, black. GAE128X

Clock, magnolia. GAE128M

Lucas auxiliary gauges (52mm diameter)

Water temperature gauge, full face, capillary. LUSIB422

Gauge mounting pods and plinths

A neat way to fit these gauges into your car. The gauge plinths are pressed steel finished with a crackle finished paint.

Gauge plinth, for tachometer only. GAC8460X

Gauge plinth, for tachometer & single gauge. GAC8461X

Gauge plinth, for single gauge. GAC8468X

SMITHS CLASSIC ELECTRONIC GAUGES

These new Smiths Classic digital speedo's and tachometers are designed for heritage cars and are the perfect way to bring modern technology into your much loved classic. If your car does not have an electronic speedo output, our speedo sensor kit (GAE1551) will also be required, which senses a magnetic object, such as a bolt head or a nut, moving past the end of the sensor, creating a 'pulse' which is sent to the gauge and then translated. Please Note: Suitable for negative earth cars only.

Gauge, speedo, electronic, 140MPH, black. GAE155

Gauge, speedo, electronic, 0-220kph, 100mm. GAE157

Gauge, tachometer, el., 0-7000rpm, black, 100mm. GAE156


Gauge, speedo, electronic, 0-140mph, 80mm. GAE165

Gauge, speedo, electronic, 0-220kph, 80mm. GAE167

Gauge, tachometer, electronic, 0-7krpm, 80mm. GAE166

Sensor, speedo, electronic. GAE1551






CIGAR LIGHTER

This 12 volt supply or cigar lighter is a useful addition to your classic's interior. It is suitable for use as a 12V power socket for in-car accessories such as Sat Nav or simply for lighting your cigars.

Cigar lighter AHH7010
Bracket under dash mounting AHH7010BKT



HAZARD WARNING LIGHT KIT

If your classic pre-dates the fitting of hazard lights as standard, you can now be that little bit safer with our easy to install hazard warning light kit that includes all fittings. (Suitable for models with standard negative earth system).

Hazard warning light kit, negative earth GSS159



GAITER FINISHER KIT

Smarten up your gear stick with this easy to fit universal gaiter finisher kit. Some gaiters may require modification to fit. (Gaiter not included).

Chrome gaiter finishing kit. GAC9540



HANDBRAKE GRIP

Smarten up the Morris' handbrake. With this handbrake grip it will make your handbrake turns even more fun.

Handbrake grip FAM8356



SWITCH BEZEL TOOL

The round bezels on most Lucas switches have two slots, and nobody has the special tool - a bezel nut spanner - you need to take them off. The set includes tools for 0.75" and 1" diameter bezel nuts and saves you using screwdrivers and other assorted sharp implements that result in scratched dashboards.

Switch bezel tool 384-960

GAC9123X



MOUNTEY BOSSES & ACCESSORIES

Mountney boss kits for your classic are an ideal economic alternative to other bosses. Because of their dual 6 and 9 hole mounting pattern they fit our range of Tourist Trophy and Moto-Lita steering wheels, as well as steering wheels from other manufacturers.

Please note: The internal diameter of your steering wheel centre mount needs to be 87.5mm with a PCD of either 6x101mm or 9x101.6mm.

Boss with black centre cap, black. GAC9123X
Boss with black centre cap, Chrome GAC9123XP
Replacement centre cap in chrome GAC9127CP

MLW1117B8MM



MLW1117B1MM

MOTO-LITA BOSSES & ACCESSORIES

Moto-Lita

All adaptor bosses are supplied with a plastic cap/horn push unless otherwise stated. Alternative caps are available separately, listed below.

Boss with horn push, (MM & SII to 1956) MLW1117B8MM
(Key locating steering wheel).

Boss with horn push, (1000 models 1956-On) MLW1117B1MM
(Spline locating steering wheel).

Boss without horn push, (1000 models 1956-On) MLW1117B1M2
(Spline locating steering wheel, can be fitted with OE horn push).



MLW1117BHP

MLW1117X1

MLW1117X2

Replacement plastic centre cap/horn pushes are available, or you can upgrade to a polished aluminium centre cap/horn push to enhance the look of your steering wheel, all feature a recess for a badge. Replacement ring and screw kits are also available.

Billet centre cap, 3.5" MLW1117BCC
Billet horn push, 3.5" MLW1117BHP
Moto-Lita centre cap MLW1117X1
Centre cap and horn push MLW1117X2
Polished ring kit MLW1117X3
Black ring kit MLW1117X3B



CENTRE CAP BADGE

Steering wheel and gear knob centre cap badgewith Morris Minor logo for Moto-Lita and Mountney wheels. Size is approximately 2.7cm diameter.

Centre cap. GLB108

GAC4900



GAC4901

GEAR KNOBS

Choose either our varnished wood, or comfortable leather finish gear knob both featuring a smart 'Morris' emblem. Supplied with a nylon, self threading insert to enable easy fitting.

Gear knob, leather GAC4900
Gear knob, wood GAC4901



MLW1115-13



MLW1113-13

MOTO-LITA STEERING WHEELS *Moto-Lita*

Moto-Lita are among the finest replacement steering wheels available. Designed to enhance the appearance of the cockpit and provide an improved feel for the driver. Available in a variety of styles, materials and sizes to suit, please see our website for the full list of options. All steering wheels listed feature drilled spokes, except where detailed.

Wood rimmed steering wheels

| | |
|----------------------------------|------------|
| Mk3, flat, polished spokes, 13" | MLW1115-13 |
| Mk3, flat, polished spokes, 14" | MLW1115-14 |
| Mk3, flat, polished spokes, 15" | MLW1115-15 |
| Mk3, flat, classic 4 spokes, 15" | MLW1115-CW |

| | |
|-----------------------------------|------------|
| Mk3, dished, polished spokes, 13" | MLW1116-13 |
| Mk3, dished, polished spokes, 14" | MLW1116-14 |
| Mk3, dished, polished spokes, 15" | MLW1116-15 |

| | |
|--|------------|
| Mk3, flat, polished spokes with thin slot, 14" | MLW1120-14 |
| Mk3, flat, polished spokes with thin slot, 15" | MLW1120-15 |

| | |
|--|------------|
| Mk3, flat, polished spokes with wide slot, 13" | MLW1122-13 |
| Mk3, flat, polished spokes with wide slot, 14" | MLW1122-14 |
| Mk3, flat, polished spokes with wide slot, 15" | MLW1122-15 |

| | |
|---|------------|
| Mk3, dished polished spokes with thin slot, 13" | MLW1125-13 |
| Mk3, dished polished spokes with thin slot, 14" | MLW1125-14 |
| Mk3, dished polished spokes with thin slot, 15" | MLW1125-15 |

Leather rimmed steering wheels

| | |
|---------------------------------|------------|
| Mk4, flat, polished spokes, 12" | MLW1111-12 |
| Mk4, flat, polished spokes, 13" | MLW1111-13 |
| Mk4, flat, polished spokes, 14" | MLW1111-14 |
| Mk4, flat, polished spokes, 15" | MLW1111-15 |

| | |
|------------------------------|------------|
| Mk4, flat, black spokes, 13" | MLW1112-13 |
| Mk4, flat, black spokes, 14" | MLW1112-14 |
| Mk4, flat, black spokes, 15" | MLW1112-15 |

| | |
|-----------------------------------|------------|
| Mk4, dished, polished spokes, 12" | MLW1113-12 |
| Mk4, dished, polished spokes, 13" | MLW1113-13 |
| Mk4, dished, polished spokes, 14" | MLW1113-14 |
| Mk4, dished, polished spokes, 15" | MLW1113-15 |

| | |
|--------------------------------|------------|
| Mk4, dished, black spokes, 13" | MLW1114-13 |
| Mk4, dished, black spokes, 14" | MLW1114-14 |
| Mk4, dished, black spokes, 15" | MLW1114-15 |

| | |
|--|------------|
| Mk4, flat, polished spokes with thin slot, 13" | MLW1121-13 |
| Mk4, flat, polished spokes with thin slot, 14" | MLW1121-14 |
| Mk4, flat, polished spokes with thin slot, 15" | MLW1121-15 |

| | |
|--|------------|
| Mk4, dished, polished spokes with thin slot, 13" | MLW1126-13 |
| Mk4, dished, polished spokes with thin slot, 14" | MLW1126-14 |
| Mk4, dished, polished spokes with thin slot, 15" | MLW1126-15 |

Mahogany rimmed steering wheels

| | |
|--|------------|
| Mk9, flat, polished spokes with thin slot, 14" | MLW1119-14 |
| Mk9, flat, polished spokes with thin slot, 15" | MLW1119-15 |

| | |
|--|-------------|
| Mk9, flat, polished spokes with holes, 14" | MLW1119-14H |
| Mk9, flat polished spokes with holes, 15" | MLW1119-15H |



489-040



489-060



489-020



489-080

TOURIST TROPHY STEERING WHEELS

Handcrafted to high standards Tourist Trophy wheels are available with either a sporty leather rim or a classic riveted wood rim with a variety of spoke designs and finishes; drilled or slotted in either matt aluminium or black. The frames are made from high strength aluminium. Tourist Trophy steering wheels use Moto-Lita bosses.

Leather rimmed steering wheels

| | |
|-------------------------------------|---------|
| Drilled spokes, black, 14" | 489-040 |
| Drilled spokes, matt aluminium, 15" | 489-020 |
| Drilled spokes, matt aluminium, 14" | 489-030 |
| Slotted spokes, black, 15" | 489-050 |

Laminated wood rimmed steering wheels

| | |
|-------------------------------------|---------|
| Drilled spokes, matt aluminium, 14" | 489-070 |
| Drilled spokes, matt aluminium, 15" | 489-060 |
| Slotted spokes, matt aluminium, 14" | 489-085 |
| Slotted spokes, aluminium, 15" | 489-080 |

Solid thick wood rimmed steering wheels

| | |
|-------------------------------------|---------|
| Drilled spokes, matt aluminium, 14" | 489-095 |
| Drilled spokes, matt aluminium, 15" | 489-090 |



STEERING WHEEL COVERS

We can certainly attest to the pains of a scalding-hot steering wheel, so we created a solution; this heat-resistant steering wheel cover. This will keep your steering wheel cool to the touch while protecting it from sun damage. Made from a combination of quality vinyl and heat reflective materials, it has a compact and malleable design for easy storage.

| | |
|------------|---------|
| Black, 15" | 009-123 |
| Tan, 15" | 009-124 |
| Grey, 15" | 009-125 |

CARPETS & FLOOR COVERINGS

Carpet sets

We offer a wide range of carpets to suit the various models of the Minor. Series MM & Series II are manufactured to the original design with stitched contour pieces over the tunnel and wheel arches. For Series III & V models we offer a moulded carpet set in range of original & alternative colours. These carpet sets feature contoured tunnel and front wheel arch carpets. The tunnel carpet is designed to cover the handbrake bracket & cables giving a smart & tidy appearance.

The footwell mats are backed with a special hard wearing PVC coating and feature fully bound edges with a heel mat on the driver's side. The non-moulded carpet sets are made from a tufted pile carpet and are stitched around the tunnel to form the shape. Due to the texture of the carpet these seams are concealed, giving a good finish. All carpet sets include instructions & fittings, adhesive sold separately. Series MM & II are available to special order only.



Carpet set, Series MM

| Original colours | RHD | LHD |
|------------------|----------------|-----------|
| Black | CSA811110..... | CSA811210 |
| Brown | CSA811130..... | CSA811230 |
| Green | CSA811150..... | CSA811250 |
| Red | CSA811120..... | CSA811220 |

(Use this red carpet set to complement your maroon interior).

For carpet sets for Van & Pick Up see page 42.

Carpet set, Series II, 1953-56

| Original colours | RHD | LHD |
|------------------|----------------|-----------|
| Green | CSA821150..... | CSA821250 |
| Grey | CSA821161..... | CSA821261 |

Alternative colours

| | | |
|---------------|----------------|-----------|
| Black | CSA821110..... | CSA821210 |
| Biscuit | CSA821131..... | CSA821231 |
| Red | CSA821120..... | CSA821220 |

(Use this red carpet set to complement your maroon interior).


Carpet set, Series III & V, 1956-71

| Original colours | RHD | LHD |
|------------------------------|----------------|-----------|
| Moulded, black | CSA831110..... | CSA831210 |
| Moulded, blue | CSA831172..... | CSA831272 |
| Moulded, green | CSA831150..... | CSA831250 |
| Moulded, red | CSA831120..... | CSA831220 |
| Non-moulded, brown | CSA831130..... | CSA831230 |
| Non-moulded, navy blue | CSA831170..... | CSA831270 |

(Brown & navy blue carpets are only available in non-moulded form).

Alternative colours

| | | |
|------------------------|----------------|-----------|
| Moulded, biscuit | CSA831131..... | CSA831231 |
| Moulded, grey | CSA831160..... | CSA831260 |



Please note: Colours may vary slightly to samples shown here, due to the limitations of the colour printing press, and should be used as a guide only.



MMA2104

FOOTWELL MATS

These high quality carpet footwell mats are mud and water resistant and include a non-slip backing. They feature a Morris logo and have cut outs for pedals, steering column and dip switch. They are available in black or grey in a choice of 2 or 4 piece sets for RHD or LHD models.

Note: RHD models have cut outs for pedals, steering column & dip switch. The steering column hole is punched but the slot must be completed and cut to the edge prior to fitting. LHD models do not have cut outs for pedals, steering column & dip switch.

| | |
|---|---------|
| Footwell mats, full set, 4 piece, RHD, black | MMA2100 |
| Footwell mats, full set, 4 piece, RHD, grey | MMA2101 |
| Footwell mats, full set, 4 piece, LHD, black | MMA2102 |
| Footwell mats, full set, 4 piece, LHD, grey | MMA2103 |
| Footwell mats, front set, 2 piece, RHD, black | MMA2104 |
| Footwell mats, front set, 2 piece, RHD, grey | MMA2105 |
| Footwell mats, front set, 2 piece, LHD, black | MMA2106 |
| Footwell mats, front set, 2 piece, LHD, grey | MMA2107 |



UNDERFELT KITS & SOUND DEADENING

To compliment the range of carpet sets we offer an underfelt kit to fit beneath the carpet, as well as accessories to help deaden unwanted road noise.

| | |
|--|---------|
| Underfelt kit | CSA8004 |
| Bulkhead sound deadening kit, 1 piece | CSA8002 |
| Bulkhead sound deadening kit, 2 piece | CSA8003 |
| (Pre-cut underfelt pieces to fit the bulkhead). | |
| Under bonnet sound deadening kit | CSA8001 |
| (Shaped & quilted hardura pad that fits neatly into the bulge of the bonnet). | |
| Bitumen pad, 300mm x 190mm (12" x 7.5") | CHM228 |
| (This self-adhesive bitumen type material can be stuck to inner of door skins, floor pans, etc to reduced drumming of the panels). | |

DYNAMAT HEAT & SOUND INSULATION

Dynamat is a revolutionary range of insulation products designed to keep your classic cool and quiet.

- Non absorbent materials.
- Self adhesive 'peel & stick'.
- Easily cut & moulded to fit.
- Isolates panel vibration.
- Reduces road noise.
- Reduces heat soak from engine & exhaust.

Dynamat Xtreme

A highly efficient, composite material designed to reduce noise, vibration & heat soak through panel work.



Dynamat Xtreme, speaker pack GAC90511
(2 sheets of 254mm x 254mm (10" x 10")).



Dynamat Xtreme, wedge pack GAC90512
(1 sheet of 457mm x 812mm (18" x 32")).



GAC90513



Dynamat Xtreme, door pack GAC9051
(4 sheets of 305mm x 914mm (12" x 36")).

Dynamat Xtreme, bulk pack GAC90514
(9 sheets of 457mm x 812mm (18" x 32")).

Dynamat Xtreme, mega pack GAC90515
(9 sheets of 60933 x 1219mm (24" x 48")).



GAC90534


Dynaliner

Dynaliner is an ultra-light weight, durable single layer insulation material that can be used as an alternative to traditional underfelt. It provides acoustic isolation and excellent thermal insulation.

Dynaliner, 1/8" thick GAC90531
(1 sheet of 813mm x 1372mm (32" x 54")).

Dynaliner, 1/4" thick GAC90532
(1 sheet of 813mm x 1372mm (32" x 54")).

Dynaliner, 1/2" thick GAC90534
(1 sheet of 813mm x 1372mm (32" x 54")).



Hoodliner

Designed specifically for under bonnet insulation, hoodliner absorbs engine noise to help keep your car quieter. The aluminised skin creates a water and oil barrier that reflects up to 97% of heat to protect the bonnet's paint.

Hoodliner GAC90541
(1 sheet of 813mm x 1372mm (32" x 54")).



BOOT AREA TRIM

Treat your Minor's boot area to a new mat or alternatively a carpet set.

Traveller boot mat and carpets

Travellers originally had a hardura mat on the load area of the boot. We offer this mat in the original grey hardura or alternatively in a range of coloured carpets to compliment your interior.

Boot hardura mat, grey CSA824060

Boot hardura, black CSA804210

Boot carpet, biscuit CSA804231


Boot carpet, blue CSA804272

Boot carpet, brown CSA804230

Boot carpet, green CSA804250

Boot carpet, grey CSA804260

Boot carpet, red CSA804221



We also offer a millboard panel that covers the spare wheel aperture below the boot floor.

Cover, spare wheel ADA4006



Saloon boot carpets and mats

Originally the saloon boot was not trimmed, leaving the plywood floor visible. We offer these tailored carpets to tidy up the boot area, and help deaden unwanted sound. Supplied with fittings.

Boot carpet, biscuit CSA801131

Boot carpet, black CSA801110

Boot carpet, blue CSA801172

Boot carpet, brown CSA801130

Boot carpet, green CSA801150

Boot carpet, grey CSA801160

Boot carpet, navy blue CSA801170

Boot carpet, red CSA801120

Boot hardura mat, black CSA801010

Boot hardura mat, grey CSA801060

SEAT COVERS & TRIM PANELS

Part of the Minor's charm is it's simplicity. Throughout production the Minor featured a smart & functional interior which helped the Minor retain much of it's charm.

The interior trim went through a number of changes throughout production, particularly between 1956 & 1964, these changes mainly occurred to seat cover and trim panel designs. To simplify our listing we have arranged the products by the model Series and by the years the trim styles were featured.

SERIES MM, 1949-53

We offer seat covers & trim panels for this range to the original design in the original colours; maroon, suede green & beige, with contrasting coloured piping on seat covers. Front seat covers are sold as a car set of covers (for both seats) and rear seats covers are supplied as a complete set, all available in vinyl or leather faced.

Trim panels are only available in vinyl and are sold in pairs. Series MM trim is only available to special order; please contact us for more information. These early seat assemblies used a traditional and somewhat complex construction method. The fitting of these seat covers may require a specialist trimmer.

Series MM models often had a chrome trim on the doors, this trim is not available so the original items will need to be retained and reused.



Beige



Maroon



Suede green

Please note: Colours may vary slightly to samples shown here, due to the limitations of the colour printing press, and should be used as a guide only.

SCA81111381



SCA8111521



SEAT COVERS

Front seat cover kit

| | Vinyl | Leather faced |
|---------------------|-----------------------|---------------|
| Beige/maroon . . . | SCA81111381 | SCL81111381 |
| Maroon/beige . . . | SCA81111211 | SCL81111211 |
| Maroon/maroon . . | SCA8111121 | SCL8111121 |
| Suede green/beige . | SCA81111521 | SCL81111521 |
| Beige/suede green . | SCA81111382 | SCL81111382 |

Rear seat cover kit, 2 door

| | Vinyl | Leather faced |
|---------------------|-----------------------|---------------|
| Beige/maroon . . . | SCA81115381 | SCL81115381 |
| Maroon/beige . . . | SCA81115211 | SCL81115211 |
| Maroon/maroon . . | SCA8111521 | SCL8111521 |
| Suede green/beige . | SCA81115521 | SCL81115521 |
| Beige/green | SCA81115382 | SCL81115382 |

Rear seat cover kit, 4 door


| | Vinyl | Leather faced |
|---------------------|-----------------------|---------------|
| Beige/maroon . . . | SCA81215381 | SCL81215381 |
| Maroon/beige . . . | SCA81215211 | SCL81215211 |
| Maroon/maroon . . | SCA8121521 | SCL8121521 |
| Suede green/beige . | SCA81215521 | SCL81215521 |
| Beige/green | SCA81215382 | SCL81115382 |

TRIM PANELS

Scuttle panels

Vinyl

| | |
|---|------------|
| Scuttle panels, beige, pair | TKP8111138 |
| Scuttle panels, maroon, pair | TKP8111121 |
| Scuttle panels, suede green, pair | TKP8111152 |




TKP8111221

Door panels, 2 door front

Vinyl

| | |
|--|------------|
| Door panels, beige, pair | TKP8111238 |
| Door panels, maroon, pair | TKP8111221 |
| Door panels, suede green, pair | TKP8111252 |



TKP8121238

Door panels, 4 door front

Vinyl

| | |
|--|------------|
| Door panels, beige, pair | TKP8121238 |
| Door panels, maroon, pair | TKP8121221 |
| Door panels, suede green, pair | TKP8121252 |



TKP8121352

Door panels, 4 door rear

Vinyl

| | |
|--|------------|
| Door panels, beige, pair | TKP8121338 |
| Door panels, maroon, pair | TKP8121321 |
| Door panels, suede green, pair | TKP8121352 |




TKP8111421

Quarter panels, 2 door rear

Vinyl

| | |
|---|------------|
| Quarter panels, beige, pair | TKP8111438 |
| Quarter panels, maroon, pair | TKP8111421 |
| Quarter panels, suede green, pair | TKP8111452 |




TKP8121521

Wheel arch covers, 4 door

Vinyl

| | |
|--|------------|
| Wheel arch covers, beige, pair | TKP8121538 |
| Wheel arch covers, maroon, pair | TKP8121521 |
| Wheel arch covers, suede green, pair | TKP8121552 |



TKP8111652

Rear parcel shelf, 2 & 4 door

Vinyl

| | |
|--------------------------------------|------------|
| Parcel shelf rear, beige | TKP8111638 |
| Parcel shelf rear, maroon | TKP8111621 |
| Parcel shelf rear, suede green | TKP8111652 |

TRIM FITTINGS**Door pulls, early Series MM**

| | |
|--|------------|
| Recovering kit, chain door pull, beige | TKF8111133 |
| Recovering kit, chain door pull, maroon | TKF8111121 |
| Recovering kit, chain door pull, suede green | TKF8111152 |

| | |
|--|------------|
| Recovering kit, rear armrest, door pull, beige | TKF8111433 |
| Recovering kit, rear armrest, door pull, maroon | TKF8111421 |
| Recovering kit, rear armrest, door pull, suede green | TKF8111452 |



TKF8111321

TKF8111352

Door pulls, Late Series MM

These later type of door pulls were fitted from October 1950 through to the end of production. They are retained by screws and a chromed escutcheon. Door pulls are sold individually.

| | |
|---|------------|
| Door pull, vinyl strap, beige | TKF8111233 |
| Door pull, vinyl strap, maroon | TKF8111221 |
| Door pull, vinyl strap, suede green | TKF8111252 |
| Door pull, leather strap, beige | TKF8111333 |
| Door pull, leather strap, maroon | TKF8111321 |
| Door pull, leather strap, suede green | TKF8111352 |

ADA4253



GHF1232

| | |
|---|----------|
| Escutcheon, door pull, chrome, each | ADA4253 |
| Screw, chrome, each | AB610063 |

Interior trim clips

| | |
|--|---------|
| Clip, trim panels, 22 per door | GHF1232 |
| Clip, weatherstrips, 12 per window | BCA4847 |
| Clip, glove box, 4 per glove box | ADA1869 |



TKF8113150

TKF8113120

Door seals

All Minors use the same woven edge type of door seals. This seal is held onto the panel edge with clips. Sold as pre-cut lengths per door. We recommend a minimum of 10 clips per door seal.

| | |
|------------------------------------|------------|
| Door seal, woven edge, black | TKF8113110 |
| Door seal, woven edge, green | TKF8113150 |
| Door seal, woven edge, red | TKF8113120 |
| Clip, door seal fixing, each | 613766 |

Alternatively we can offer a hard wearing door seal with a textured rubber edging. This seal does not require clips to fix to the panel edge. Sold by the metre.

| | |
|-------------------------------------|---------|
| Door seal, rubber edge, black | KGA817M |
|-------------------------------------|---------|



AAA2000

PARCEL TRAYS & GLOVE BOXES**Series MM**

These models had a smaller parcel tray that fits behind the steering column. There was no padding fitted to the support rail. Manufactured from black millboard with textured finish.

| | |
|------------------------|----------|
| Parcel tray, RHD | AAA2000 |
| Parcel tray, LHD | AAA2000L |



ADA4305

| | |
|--------------------------------|---------|
| Glove box, RH, Series MM | ADA4305 |
| Glove box, LH, Series MM | ADA4308 |

HEADLININGS**Series MM**

We are unable to supply a headlining kit for Series MM models.



AAA3796K

TKF8312190

**SUN VISORS****Series MM**

Sun visors were not fitted as standard on Series MM Minors, nor were they an optional extra. You can however choose to fit the centre mounted sun visors.

(Note: Drilling will be required to fit sun visors where previously not fitted).

Centre mount sun visors, early type

Supplied individually, bracket sold separately.

| | |
|---|------------|
| Sun visor, centre mount type, cream | TKF8312190 |
| Sun visor, centre mount type, light grey | TKF8312191 |
| Sun visor, centre mount type, white fleck | TKF8312192 |

| | |
|--|----------|
| Bracket, centre mount, sun visor | AAA3796K |
|--|----------|



409-016

GAC9908X



UBS203

HEAT & SOUND INSULATION**Foil heat shield**

This foil covered heat and sound deadening material can be installed under carpets, over the transmission tunnel, against bulkheads, etc. Insulates against hot and cold and deadens noise. The insulation material is lightweight, has a layer of foil on both sides and will not absorb moisture.

| | |
|---|----------|
| Insulation, 1.21m x 1.82m (48" x 72") | 409-016 |
| High temperature adhesive, aerosol, 400ml | GAC9908X |
| High temperature adhesive, brush-on, 1L | UBS110 |
| Standard adhesive, aerosol, 400ml | UBS203 |

SERIES II, 1953-56

The Series II interior trim was largely the same as Series MM. However, the design and construction of the seats altered slightly. Although all Series II seats look the same the construction method changed. Early seats, produced in 1953, had a squab cover tacked to the frame then covered by trimmed fibreboard panel on the rear of the seat.

Later seats used a more conventional envelope squab cover. To check which type of seat you have, look at the squab back panel. If there is a decorative stitch line below the piping then you have the early type of seat, order the appropriate kit as below.

We offer seat covers & trim panels for this range to the original design in the original colours; dove grey, maroon & suede green, with self coloured piping on seat covers.

Front seat covers are sold as a car set of covers (for both seats) and rear seats covers are supplied as a complete set, all available in vinyl or leather faced. Trim panels are only available in vinyl and are sold in pairs. Series II trim is only available to special order; please contact us for more information.



Dove grey

Maroon

Suede green

Please note: Colours may vary slightly to samples shown here, due to the limitations of the colour printing press, and should be used as a guide only.



SCL8212121

SEAT COVERS

Front seat cover kit

| Early | Vinyl | Leather faced |
|-------------------|------------------|---------------|
| Dove grey | SCA8211161 | SCL8211161 |
| Maroon | SCA8211121 | SCL8211121 |
| Suede green | SCA8211152 | SCL8211152 |

Front seat cover kit

| Late | Vinyl | Leather faced |
|-------------------|------------------|---------------|
| Dove grey | SCA8212161 | SCL8212161 |
| Maroon | SCA8212121 | SCL8212121 |
| Suede green | SCA8212152 | SCL8212152 |

Rear seat cover kit

| 2 door | Vinyl | Leather faced |
|-------------------|------------------|---------------|
| Dove grey | SCA8211561 | SCL8211561 |
| Maroon | SCA8211521 | SCL8211521 |
| Suede green | SCA8211552 | SCL8211552 |

Rear seat cover kit

| 4 door | Vinyl | Leather faced |
|-------------------|------------------|---------------|
| Dove grey | SCA8221561 | SCL8221561 |
| Maroon | SCA8221521 | SCL8221521 |
| Suede green | SCA8221552 | SCL8221552 |


Rear seat cover kit

| Traveller | Vinyl | Leather faced |
|-------------------|------------------|---------------|
| Dove grey | SCA8241561 | SCL8241561 |
| Maroon | SCA8241521 | SCL8241521 |
| Suede green | SCA8241552 | SCL8241552 |

TRIM PANELS

Scuttle panels

| | |
|--|------------|
| Scuttle panels, dove grey, pair..... | TKP8111161 |
| Scuttle panels, maroon, pair | TKP8111121 |
| Scuttle panels, suede green, pair..... | TKP8111152 |



TKP8111221

Door panels, 2 door front

| | |
|--------------------------------------|------------|
| Door panels, dove grey, pair | TKP8111261 |
| Door panels, maroon, pair | TKP8111221 |
| Door panels, suede green, pair | TKP8111252 |



TKP8121261

Door panels, 4 door front

| | |
|--------------------------------------|------------|
| Door panels, dove grey, pair | TKP8121261 |
| Door panels, maroon, pair | TKP8121221 |
| Door panels, suede green, pair | TKP8121252 |



TKP8121361

Door panels, 4 door rear

| | |
|--------------------------------------|------------|
| Door panels, dove grey, pair | TKP8121361 |
| Door panels, maroon, pair | TKP8121321 |
| Door panels, suede green, pair | TKP8121352 |



TKP8111452

Quarter panels, 2 door rear


| | |
|--|------------|
| Quarter panels, dove grey, pair..... | TKP8111461 |
| Quarter panels, maroon, pair..... | TKP8111421 |
| Quarter panels, suede green, pair..... | TKP8111452 |



TKP8241421

Quarter panels, Traveller rear

| | |
|---|------------|
| Quarter panels, dove grey, pair | TKP8241461 |
| Quarter panels, maroon, pair | TKP8241421 |
| Quarter panels, suede green, pair | TKP8241452 |



TKP8121521

Wheel arch covers, 4 door**Vinyl**


- Wheel arch covers, dove grey, pair TKP8121561
 Wheel arch covers, maroon, pair TKP8121521
 Wheel arch covers, suede green, pair TKP8121552



TKP8111652

Rear parcel shelf, 2 & 4 door**Vinyl**

- Parcel shelf, dove grey TKP8111661
 Parcel shelf, maroon TKP8111621
 Parcel shelf, suede green TKP8111652



TKP8241752

Boot trim panels, Traveller**Vinyl**

- Boot trim panels, dove grey, pair TKP8241761
 Boot trim panels, maroon, pair TKP8241721
 Boot trim panels, suede green, pair TKP8241752



TKF8111261



TKF8111352

TRIM FITTINGS**Door pulls, Series II**

These later type of door pulls were fitted from October 1950 through to the end of production. They are retained by screws and a chromed escutcheon. Door pulls are sold individually.

- Door pull, vinyl strap, dove grey TKF8111261
 Door pull, vinyl strap, maroon TKF8111221
 Door pull, vinyl strap, suede green TKF8111252
 Door pull, leather strap, dove grey TKF8111361
 Door pull, leather strap, maroon TKF8111321
 Door pull, leather strap, suede green TKF8111352



ADA4253

- Escutcheon, door pull, chrome, each ADA4253
 Screw, chrome, each AB610063
 (Note: See page A29 for interior trim clips).



TKF8113150



TKF8113120

Door seals

All Minors use the same woven edge type of door seals. This seal is held onto the panel edge with clips. Sold as pre-cut lengths per door. We recommend a minimum of 10 clips per door seal.

- Door seal, woven edge, green TKF8113150
 Door seal, woven edge, grey TKF8113160
 Door seal, woven edge, red TKF8113120
 Clip, door seal fixing, each 613766

Alternatively we can offer a hard wearing door seal with a textured rubber edging. This seal does not require clips to fix to the panel edge. Sold by the metre.

- Door seal, rubber edge, black KGA817M



AAA2000

PARCEL TRAYS & GLOVE BOXES**Series II**

These models had a smaller parcel tray that fits behind the steering column. There was no padding fitted to the support rail. Manufactured from black millboard with textured finish.

- Parcel tray, RHD AAA2000
 Parcel tray, LHD AAA2000L



ADA1637

- Glove box, RH, Series II ADA1637
 Glove box, LH, Series II ADA1870

HLK821191

**HEADLININGS**

Very early Series II models featured a board headlining as per Series MM models, this was discontinued in late 1953. For later Series II models we can offer a vinyl headlining featuring the correct 4 hoops for saloon models and the two-piece board type for Travellers. Headlining is available in plain grey or a white fleck material.

Saloon, Series II

These headlining kits are suitable for early models with small rear windows.

- Headlining kit, light grey HLK821191
 Headlining kit, white fleck HLK821192
 Headlining tension cable, Saloon AAA4115K

These headlining kits are suitable for later models with large rear windows.

- Headlining kit, light grey HLK821291
 Headlining kit, white fleck HLK821292
 Headlining tension cable, Saloon AAA4115K

Traveller, Series II

- Headlining kit, front, light grey HLK824191
 Headlining kit, front, white fleck HLK824192
 Headlining kit, rear, light grey HLK824291
 Headlining kit, rear, white fleck HLK824292
 Headlining tension cable, Traveller, Van & Pickup ADA3890

SUN VISORS

Sun visors were fitted to Series II models as standard, but only on the driver's side. Centre mounted sun visors will fit both sides, see page A29.

SERIES III MINOR 1000, 1956-59

The launch of the Minor 1000 saw a redesign of the seats. They were manufactured using a tubular frame with rubber webbing straps suspending moulded foams.

This was a more modern approach to seat design, in common with many other manufacturers of the time. Originally Deluxe models were supplied with leather faced seats and standard models all had vinyl seats. Seats also featured a self coloured piping.

We offer seat covers for this range to the original design in the original colours; maroon and suede green, these options are both contrasted with a grey piping. Front seat covers are sold individually, and rear seat covers are supplied as a complete set and all are available in vinyl or leather faced. Trim panels are sold in pairs and only available in vinyl.



Maroon



Suede green

Please note: Colours may vary slightly to samples shown here, due to the limitations of the colour printing press, and should be used as a guide only.



SCA8311352

SEAT COVERS

Front seat covers

| Base | Vinyl | Leather faced |
|-------------------|------------------|---------------|
| Maroon | SCA8311221 | SCL8311221 |
| Suede green | SCA8311252 | SCL8311252 |

Front seat covers

| Fixed squab | Vinyl | Leather faced |
|-------------------|------------------|---------------|
| Maroon | SCA8311321 | SCL8311321 |
| Suede green | SCA8311352 | SCL8311352 |

Rear seat cover kit

| 2 door | Vinyl | Leather faced |
|-------------------|------------------|---------------|
| Maroon | SCA8311521 | SCL8311521 |
| Suede green | SCA8311552 | SCL8311552 |


Rear seat cover kit

| 4 door | Vinyl | Leather faced |
|-------------------|------------------|---------------|
| Maroon | SCA8321521 | SCL8321521 |
| Suede green | SCA8321552 | SCL8321552 |

Rear seat cover kit

| Traveller | Vinyl | Leather faced |
|-------------------|------------------|---------------|
| Maroon | SCA8341521 | SCL8341521 |
| Suede green | SCA8341552 | SCL8341552 |

(Note: See page A40 for seat fittings).



Scuttle panel

| | Vinyl |
|---|------------|
| Scuttle panels, maroon, pair | TKP8111121 |
| Scuttle panels, suede green, pair | TKP8111152 |




TKP8111221

Front door panels, 2 door

Vinyl

| | |
|--------------------------------------|------------|
| Door panels, maroon, pair | TKP8111221 |
| Door panels, suede green, pair | TKP8111252 |



TKP8121252

Front door panels, 4 door

Vinyl

| | |
|--------------------------------------|------------|
| Door panels, maroon, pair | TKP8121221 |
| Door panels, suede green, pair | TKP8121252 |




TKP8121352

Rear door panels, 4 door

Vinyl

| | |
|--------------------------------------|------------|
| Door panels, maroon, pair | TKP8121321 |
| Door panels, suede green, pair | TKP8121352 |



TKP8111452

Rear quarter panels, 2 door

Vinyl

| | |
|---|------------|
| Quarter panels, maroon, pair | TKP8111421 |
| Quarter panels, suede green, pair | TKP8111452 |



TKP8241421

Rear quarter panels, Traveller

Vinyl

| | |
|---|------------|
| Quarter panels, maroon, pair | TKP8241421 |
| Quarter panels, suede green, pair | TKP8241452 |



TKP8121521

Wheel arch covers, 4 door

Vinyl

| | |
|--|------------|
| Wheel arch covers, maroon, pair | TKP8121521 |
| Wheel arch covers, suede green, pair | TKP8121552 |




TKP8111652

Rear parcel shelf, 2 & 4 door

Vinyl

| | |
|---------------------------------|------------|
| Parcel shelf, maroon | TKP8111621 |
| Parcel shelf, suede green | TKP8111652 |



TKP8241752

Boot trim panels, Traveller

Boot trim panels, maroon, pair TKP8241721

Boot trim panels, suede green, pair TKP8241752

Vinyl

TKF8111321



TKF8111352

**TRIM FITTINGS****Door pulls, Series III, 1956-59**

These later type of door pulls were fitted from October 1950 through to the end of production. They are retained by screws and a chromed escutcheon. Door pulls are sold individually.

Door pull, vinyl strap, maroon TKF8111221

Door pull, vinyl strap, suede green TKF8111252

Door pull, leather strap, maroon TKF8111321

Door pull, leather strap, suede green TKF8111352



ADA4253

Escutcheon, door pull, chrome, each ADA4253

Screw, chrome, each AB610063

(Note: See page A29 for interior trim clips).



TKF8113150



TKF8113120

Door seals

All Minors use the same woven edge type of door seals. This seal is held onto the panel edge with clips. Sold as pre-cut lengths per door. We recommend a minimum of 10 clips per door seal.

Door seal, woven edge, black TKF8113110

Door seal, woven edge, green TKF8113150

Door seal, woven edge, red TKF8113120

Clip, door seal fixing, each 613766

Alternatively we can offer a hard wearing door seal with a textured rubber edging. This seal does not require clips to fix to the panel edge. Sold by the metre.

Door seal rubber edge - black KGA817M



ADA3997



ADA1637

PARCEL TRAYS & GLOVE BOXES**Series III, 1956-59**

These later models had a larger parcel tray which featured a padded support rail. Some models also have provisions for heater vents. These parcel trays are split to fit around the steering column and have cut outs for heater vents. Manufactured from black millboard with textured finish.

Parcel tray, no heater, RHD ADA4400
Parcel tray, no heater, LHD ADA4401
Parcel tray, with heater holes, RHD ADA3997
Parcel tray, with heater holes, LHD ADA3998
Shroud heater assembly ADA3999A
Recovering kit, parcel tray support rail ADA3754CK

Glove box - RH (1956-62) ADA1637

Glove box - LH (1956-62) ADA1870

Glove box with chrome edge - RH (1962-64) ADA4064

Glove box with chrome edge - LH (1962-64) ADA4063

HLK831291

**HEADLININGS**

The headlining for Series III models features a 3 hoop design and is shaped slightly differently for the larger rear window which was used until the end of production.

Saloon, Series III

These headlining kits are suitable for models with large rear windows & 3 hoops.

Headlining kit, light grey HLK831291

Headlining kit, white fleck HLK831292

Headlining tension cable, Saloon AAA4115K

Traveller, Series III

Headlining kit, front, light grey HLK824191

Headlining kit, front, white fleck HLK824192

Headlining kit, rear, light grey HLK824291

Headlining kit, rear, white fleck HLK824292

Headlining tension cable, Traveller, Van & Pickup ADA3890



TKP8312190

SUN VISORS

Sun visors are available in both the original styles; fixed centre mount or end mount type in a choice of colours to compliment our headlining kits.

Centre mount sun visors, early type

Supplied individually, bracket sold separately.

Sun visor centre mount type - cream TKP8312190

Sun visor centre mount type - light grey TKF8312191

Sun visor centre mount type - white fleck TKF8312192

Bracket centre mount sun visor AAA3796K



TKP8312210

End mount sun visors, late type

Available with or without vanity mirrors and supplied individually, including brackets. Plastic inner end clip sold separately.

Sun visor, end mount, plain, black TKF8312210

Sun visor, end mount, plain, cream TKF8312290

Sun visor, end mount, plain, light grey TKF8312291

Sun visor, end mount, plain, white fleck TKF8312292

Sun visor, end mount, mirror, black TKF8312310

Sun visor, end mount, mirror, cream TKF8312390

Sun visor, end mount, mirror, light grey TKF8312391

Sun visor, end mount, mirror, white fleck TKF8312392

Screw, outer bracket to screen rail, 2 required AD606071

Clip, sun visor, inner end, each ADA4484


SERIES III MINOR 1000, 1960-62

The first of several redesigns of the Minor 1000's interior trim was introduced for 1960 model year cars. The seats were redesigned to feature a larger stitched flute in the main base & squab panels. Folding passenger seats were also available on two-door models, allowing easier access to the rear seats. The door trim panels were also revised to feature two horizontal self-coloured piped lines.

We offer interior trim for this range to the original design in the original colours; maroon light blue and biscuit, these options have self coloured piping. Front seat covers are sold individually, and rear seat covers are supplied as a complete set and all are available in vinyl or leather faced. Trim panels are sold in pairs and only available in vinyl.



Biscuit



Light blue



Maroon

Please note: Colours may vary slightly to samples shown here, due to the limitations of the colour printing press, and should be used as a guide only.



SEAT COVERS

| Front seat covers, base | Vinyl | Leather faced |
|-------------------------|------------|---------------|
| Biscuit | SCA8312231 | SCL8312231 |
| Light blue | SCA8312272 | SCL8312272 |
| Maroon | SCA8312221 | SCL8312221 |

| Front seat covers, fixed squab | Vinyl | Leather faced |
|--------------------------------|------------|---------------|
| Biscuit | SCA8312331 | SCL8312331 |
| Light blue | SCA8312372 | SCL8312372 |
| Maroon | SCA8312321 | SCL8312321 |


| Fr. seat covers, folding squab | Vinyl | Leather faced |
|--------------------------------|------------|---------------|
| Biscuit | SCA8312431 | SCL8312431 |
| Light blue | SCA8312472 | SCL8312472 |
| Maroon | SCA8312421 | SCL8312421 |

| Rear seat cover kit, 2 door | Vinyl | Leather faced |
|-----------------------------|------------|---------------|
| Biscuit | SCA8312531 | SCL8312531 |
| Light blue | SCA8312572 | SCL8312572 |
| Maroon | SCA8312521 | SCL8312521 |

| Rear seat cover kit, 4 door | Vinyl | Leather faced |
|-----------------------------|------------|---------------|
| Biscuit | SCA8322531 | SCL8322531 |
| Light blue | SCA8322572 | SCL8322572 |
| Maroon | SCA8322521 | SCL8322521 |

| Rear seat cover kit, Traveller | Vinyl | Leather faced |
|--------------------------------|------------|---------------|
| Biscuit | SCA8342531 | SCL8342531 |
| Light blue | SCA8342572 | SCL8342572 |
| Maroon | SCA8342521 | SCL8342521 |

(Note: See page A40 for seat fittings).



Scuttle panel

Vinyl

| | |
|----------------------------------|------------|
| Scuttle panels, biscuit, pair | TKP8111131 |
| Scuttle panels, light blue, pair | TKP8111172 |
| Scuttle panels, maroon, pair | TKP8111121 |



TKP8312272

Front door panels - 2 door

Vinyl

| | |
|-------------------------------|------------|
| Door panels, biscuit, pair | TKP8312231 |
| Door panels, light blue, pair | TKP8312272 |
| Door panels, maroon, pair | TKP8312221 |

Front door panels - 4 door

Vinyl

| | |
|-------------------------------|------------|
| Door panels, biscuit, pair | TKP8322231 |
| Door panels, light blue, pair | TKP8322272 |
| Door panels, maroon, pair | TKP8322221 |



TKP8322372

Rear door panels - 4 door

Vinyl

| | |
|-------------------------------|------------|
| Door panels, biscuit, pair | TKP8322331 |
| Door panels, light blue, pair | TKP8322372 |
| Door panels, maroon, pair | TKP8322321 |



TKP8111421

Rear quarter panels - 2 door


Vinyl

| | |
|----------------------------------|------------|
| Quarter panels, biscuit, pair | TKP8111431 |
| Quarter panels, light blue, pair | TKP8111472 |
| Quarter panels, maroon, pair | TKP8111421 |

Rear quarter panels - Traveller

Vinyl

| | |
|----------------------------------|------------|
| Quarter panels, biscuit, pair | TKP8241431 |
| Quarter panels, light blue, pair | TKP8241472 |
| Quarter panels, maroon, pair | TKP8241421 |



TKP8121521

Wheel arch covers - 4 door

Vinyl


| | |
|-------------------------------------|------------|
| Wheel arch covers, biscuit, pair | TKP8121531 |
| Wheel arch covers, light blue, pair | TKP8121572 |
| Wheel arch covers, maroon, pair | TKP8121521 |



TKP8111631

Rear parcel shelf - 2 & 4 door


| | |
|--------------------------------|------------|
| Parcel shelf, biscuit | TKP8111631 |
| Parcel shelf, light blue | TKP8111672 |
| Parcel shelf, maroon | TKP8111621 |

Vinyl


TKP8241772

Boot trim panels - Traveller

| | |
|--|------------|
| Boot trim panels, biscuit, pair | TKP8241731 |
| Boot trim panels, light blue, pair | TKP8241772 |
| Boot trim panels, maroon, pair | TKP8241721 |

Vinyl

TKF8111231



TKF8111321

TRIM FITTINGS**Door pulls, Series III, 1960-62**

These later type of door pulls were fitted from October 1950 through to the end of production. They are retained by screws and a chromed escutcheon. Door pulls are sold individually.

| | |
|--|------------|
| Door pull, vinyl strap, biscuit | TKF8111231 |
| Door pull, vinyl strap, light blue | TKF8111272 |
| Door pull, vinyl strap, maroon | TKF8111221 |
| Door pull, leather strap, biscuit | TKF8111331 |
| Door pull, leather strap, light blue | TKF8111372 |
| Door pull, leather strap, maroon | TKF8111321 |



ADA4253

| | |
|---|----------|
| Escutcheon, door pull, chrome, each | ADA4253 |
| Screw, chrome, each | AB610063 |

(Note: See page A29 for interior trim clips).



TKF8113120

Door seals

All Minors use the same woven edge type of door seals. This seal is held onto the panel edge with clips. Sold as pre-cut lengths per door. We recommend a minimum of 10 clips per door seal.

| | |
|------------------------------------|------------|
| Door seal, woven edge, black | TKF8113110 |
| Door seal, woven edge, blue | TKF8113170 |
| Door seal, woven edge, red | TKF8113120 |
| Clip, door seal fixing, each | 613766 |

Alternatively we can offer a hard wearing door seal with a textured rubber edging. This seal does not require clips to fix to the panel edge. Sold by the metre.

| | |
|-------------------------------------|---------|
| Door seal, rubber edge, black | KGA817M |
|-------------------------------------|---------|



ADA3997



ADA1637

PARCEL TRAYS & GLOVE BOXES**Series III, 1960-62**

These later models had a larger parcel tray which featured a padded support rail. Some models also have provisions for heater vents. These parcel trays are split to fit around the steering column and have cut outs for heater vents. Manufactured from black millboard with textured finish.

| | |
|--|-----------|
| Parcel tray, no heater, RHD | ADA4400 |
| Parcel tray, no heater, LHD | ADA4401 |
| Parcel tray, with heater holes, RHD | ADA3997 |
| Parcel tray, with heater holes, LHD | ADA3998 |
| Shroud heater assembly | ADA3999A |
| Recovering kit, parcel tray support rail | ADA3754CK |

| | |
|--|---------|
| Glove box, RH, (1956-62) | ADA1637 |
| Glove box, LH, (1956-62) | ADA1870 |
| Glove box, with chrome edge, RH, (1962-64) | ADA4064 |
| Glove box, with chrome edge, LH, (1962-64) | ADA4063 |

HEADLININGS

The headlining for Series III models features a 3 hoop design and is shaped slightly differently for the larger rear window which was used until the end of production. See page A29 for headlining options.



TKP8312190

SUN VISORS

Sun visors are available both the original styles; fixed centre mount or end mount type in a choice of colours to compliment our headlining kits.

Centre mount sun visors, early type

Supplied individually, bracket sold separately.

| | |
|---|------------|
| Sun visor, centre mount type, cream | TKF8312190 |
| Sun visor, centre mount type, light grey | TKF8312191 |
| Sun visor, centre mount type, white fleck | TKF8312192 |

| | |
|--|----------|
| Bracket, centre mount, sun visor | AAA3796K |
|--|----------|



TKP8312210

End mount sun visors, late type

Available with or without vanity mirrors and supplied individually, including brackets. Plastic inner end clip sold separately.

| | |
|--|------------|
| Sun visor, end mount, plain, black | TKF8312210 |
| Sun visor, end mount, plain, cream | TKF8312290 |
| Sun visor, end mount, plain, light grey | TKF8312291 |
| Sun visor, end mount, plain, white fleck | TKF8312292 |

| | |
|---|------------|
| Sun visor, end mount, mirror, black | TKF8312310 |
| Sun visor, end mount, mirror, cream | TKF8312390 |
| Sun visor, end mount, mirror, light grey | TKF8312391 |
| Sun visor, end mount, mirror, white fleck | TKF8312392 |

| | |
|---|----------|
| Screw, outer bracket to screen rail, 2 required | AD606071 |
| Clip, sun visor, inner end, each | ADA4484 |

SERIES 5 MINOR 1000, 1962-64 'DUOTONE'

The second redesign was for the 1962 model year, first shown at the 1961 London Motor Show. This major face-lift included a redesign of the seats and trim panels. The seats were redesigned to feature a longitudinal flute design on the base and squab panels. Again the folding passenger seats were also available on two-door models.

Standard models featured a full-coloured trim whereas deluxe models featured the 'Duotone' inserts. Duotone is a contrasting light beige vinyl that is incorporated in the design as the fluted section of the seats, a wide horizontal band on the door panels and the rear armrests on two-door rear quarter panels.

We offer interior trim for this range to the original design in the original 'pastel' range of colours with or without the Duotone option; porcelain green, Cherokee red and blue grey. Front seat covers are sold individually, and rear seat covers are supplied as a complete set and all are only available in vinyl. Trim panels are sold in pairs and only available in vinyl.



Blue grey

Cherokee red

Porcelain green

Duotone

Please note: Colours may vary slightly to samples shown here, due to the limitations of the colour printing press, and should be used as a guide only.



SEAT COVERS

| Front seat covers, base | Standard | Duotone |
|-------------------------|------------|------------|
| Blue grey | SCA8511272 | SCA8512272 |
| Cherokee red | SCA8511220 | SCA8512220 |
| Porcelain green | SCA8511251 | SCA8512251 |

| Front seat covers, fixed squab | Standard | Duotone |
|--------------------------------|------------|------------|
| Blue grey | SCA8511372 | SCA8512372 |
| Cherokee red | SCA8511320 | SCA8512320 |
| Porcelain green | SCA8511351 | SCA8512351 |


| Fr. seat covers, folding squab | Standard | Duotone |
|--------------------------------|------------|------------|
| Blue grey | SCA8511472 | SCA8512472 |
| Cherokee red | SCA8511420 | SCA8512420 |
| Porcelain green | SCA8511451 | SCA8512451 |

| Rear seat cover kit, 2 door | Standard | Duotone |
|-----------------------------|------------|------------|
| Blue grey | SCA8511572 | SCA8512572 |
| Cherokee red | SCA8511520 | SCA8512520 |
| Porcelain green | SCA8511551 | SCA8512551 |

| Rear seat cover kit, 4 door | Standard | Duotone |
|-----------------------------|------------|------------|
| Blue grey | SCA8521572 | SCA8522572 |
| Cherokee red | SCA8521520 | SCA8522520 |
| Porcelain green | SCA8521551 | SCA8522551 |

| Rear seat cover kit, Traveller | Standard | Duotone |
|--------------------------------|------------|------------|
| Blue grey | SCA8541572 | SCA8542572 |
| Cherokee red | SCA8541520 | SCA8542520 |
| Porcelain green | SCA8541551 | SCA8542551 |

(Note: See page A40 for seat fittings).



Scuttle panel

| | |
|---------------------------------------|------------|
| Scuttle panels, blue grey, pair | TKP8111172 |
| Scuttle panels, Cherokee red, pair | TKP8111120 |
| Scuttle panels, porcelain green, pair | TKP8111151 |

Vinyl



TKP8512220

Front door panels, 2 door

| Standard | Duotone |
|-----------------------|------------|
| Blue grey, pair | TKP8511272 |
| Cherokee red, pair | TKP8511220 |
| Porcelain green, pair | TKP8511251 |



TKP8522351



TKP8522251

Front door panels, 4 door

| Standard | Duotone |
|-----------------------|------------|
| Blue grey, pair | TKP8521272 |
| Cherokee red, pair | TKP8521220 |
| Porcelain green, pair | TKP8521251 |

Rear door panels, 4 door

| Standard | Duotone |
|-----------------------|------------|
| Blue grey, pair | TKP8521372 |
| Cherokee red, pair | TKP8521320 |
| Porcelain green, pair | TKP8521351 |




TKP8512472

Rear quarter panels, 2 door

| Standard | Duotone |
|-----------------------|------------|
| Blue grey, pair | TKP8511472 |
| Cherokee red, pair | TKP8511420 |
| Porcelain green, pair | TKP8511451 |

Rear quarter panels, Traveller

| Standard | Duotone |
|-----------------------|------------|
| Blue grey, pair | TKP8541472 |
| Cherokee red, pair | TKP8541420 |
| Porcelain green, pair | TKP8541451 |



TKP8121572

Wheel arch covers, 2 & 4 door

| | |
|--|------------|
| Wheel arch covers, blue grey, pair | TKP8121572 |
| Wheel arch covers, Cherokee red, pair | TKP8121520 |
| Wheel arch covers, porcelain green, pair | TKP8121551 |

Wheel arch covers, Traveller**Vinyl**


- Wheel arch covers, blue grey, pair TKP8342572
 Wheel arch covers, Cherokee red, pair TKP8342520
 Wheel arch covers, porcelain green, pair TKP8342551



TKP8111651

Rear parcel shelf, 2 & 4 door**Vinyl**

- Parcel shelf, blue grey TKP8111672
 Parcel shelf, Cherokee red TKP8111620
 Parcel shelf, porcelain green TKP8111651



TKP8241751

Boot trim panels, Traveller**Vinyl**

- Boot trim panels, blue grey, pair TKP8241772
 Boot trim panels, Cherokee red, pair TKP8241720
 Boot trim panels, porcelain green, pair TKP8241751



TKF8111272

TKF8111351

TRIM FITTINGS**Door pulls, Series V, 1962-64**

These later type of door pulls were fitted from October 1950 through to the end of production. They are retained by screws and a chromed escutcheon. Door pulls are sold individually.

- Door pull, vinyl strap, blue grey TKF8111272
 Door pull, vinyl strap, porcelain green TKF8111251
 Door pull, vinyl strap, red TKF8111220
 Door pull, leather strap, blue grey TKF8111372
 Door pull, leather strap, porcelain green TKF8111351
 Door pull, leather strap, red TKF8111320



ADA4253

- Escutcheon, door pull, chrome, each ADA4253
 Screw, chrome, each AB610063
 (Note: See page A29 for interior trim clips).



TKF8113150

TKF8113120

Door seals

All Minors use the same woven edge type of door seals. This seal is held onto the panel edge with clips. Sold as pre-cut lengths per door. We recommend a minimum of 10 clips per door seal.

- Door seal, woven edge, black TKF8113110
 Door seal, woven edge, blue TKF8113170
 Door seal, woven edge, green TKF8113150
 Door seal, woven edge, red TKF8113120
 Clip, door seal fixing, each 613766

Alternatively we can offer a hard wearing door seal with a textured rubber edging. This seal does not require clips to fix to the panel edge. Sold by the metre.

- Door seal, rubber edge, black KGA817M



ADA3997

ADA1637

PARCEL TRAYS & GLOVE BOXES**Series V, 1962-64**

These later models had a larger parcel tray which featured a padded support rail. Some models also have provisions for heater vents. These parcel trays are split to fit around the steering column and have cut outs for heater vents. Manufactured from black millboard with textured finish.

- Parcel tray, no heater, RHD ADA4400
 Parcel tray, no heater, LHD ADA4401
 Parcel tray, with heater holes, RHD ADA3997
 Parcel tray, with heater holes, LHD ADA3998
 Shroud heater assembly ADA3999A
 Recovering kit, parcel tray support rail ADA3754CK

- Glove box, RH, (1956-62) ADA1637
 Glove box, LH, (1956-62) ADA1870
 Glove box, with chrome edge, RH, (1962-64) ADA4064
 Glove box, with chrome edge, LH, (1962-64) ADA4063



HLK831291

HEADLININGS**Series V, 1962-64**

The headlining for Series V models features a 3 hoop design and is shaped slightly differently for the larger rear window which was used until the end of production.

Saloon

These headlining kits are suitable for models with large rear windows & 3 hoops.

- Headlining kit, light grey HLK831291
 Headlining kit, white fleck HLK831292
 Headlining tension cable, Saloon AAA4115K

Traveller

- Headlining kit, front, light grey HLK824191
 Headlining kit, front, white fleck HLK824192
 Headlining kit, rear, light grey HLK824291
 Headlining kit, rear, white fleck HLK824292
 Headlining tension cable, Traveller, Van & Pickup ADA3890



TKP8312210

SUN VISORS

Sun visors are available for the end mount type in a choice of colours to compliment our headlining kits.

End mount sun visors, late type

Available with or without vanity mirrors and supplied individually, including brackets. Plastic inner end clip sold separately.

- Sun visor, end mount, plain, black TKF8312210
 Sun visor, end mount, plain, cream TKF8312290
 Sun visor, end mount, plain, light grey TKF8312291
 Sun visor, end mount, plain, white fleck TKF8312292

- Sun visor, end mount, mirror, black TKF8312310
 Sun visor, end mount, mirror, cream TKF8312390
 Sun visor, end mount, mirror, light grey TKF8312391
 Sun visor, end mount, mirror, white fleck TKF8312392

- Screw, outer bracket to screen rail, 2 required AD606071
 Clip, sun visor, inner end, each ADA4484

SERIES 5 MINOR 1000, 1964-71

The last redesign of the interior trim was introduced for the 1964 model year and ran until the end of production in 1971. This design featured a fluted pattern heat formed into the vinyl trim, the pattern is produced by a high frequency electric welding technique. The pattern is produced on seat covers, door panels and 2 door rear quarter panels.

We offer interior trim for this range in the original colours; autumn leaf, black, blue grey, Cherokee red, navy blue & porcelain green. Please note: lime flower was also offered but is no longer available. Front seat covers are sold individually, and rear seat covers are supplied as a complete set and all are only available in vinyl. Trim panels are sold in pairs and only available in vinyl. Both front seats are fixed frames.



Autumn leaf

Black

Blue grey


Cherokee red



Navy blue

Porcelain green

Please note: Colours may vary slightly to samples shown here, due to the limitations of the colour printing press, and should be used as a guide only.



SEAT COVERS

Front seat cover, base

| | Vinyl |
|-----------------------------|------------|
| Seat cover, autumn leaf | SCA8513230 |
| Seat cover, black | SCA8513210 |
| Seat cover, blue grey | SCA8513272 |
| Seat cover, Cherokee red | SCA8513220 |
| Seat cover, navy blue | SCA8513270 |
| Seat cover, porcelain green | SCA8513251 |

Front seat cover, squab

| | Vinyl |
|-----------------------------|------------|
| Seat cover, autumn leaf | SCA8513330 |
| Seat cover, black | SCA8513310 |
| Seat cover, blue grey | SCA8513372 |
| Seat cover, Cherokee red | SCA8513320 |
| Seat cover, navy blue | SCA8513370 |
| Seat cover, porcelain green | SCA8513351 |



Rear seat cover kits, 2 door

| | Vinyl |
|---------------------------------|------------|
| Seat cover kit, autumn leaf | SCA8513530 |
| Seat cover kit, black | SCA8513510 |
| Seat cover kit, blue grey | SCA8513572 |
| Seat cover kit, Cherokee red | SCA8513520 |
| Seat cover kit, navy blue | SCA8513570 |
| Seat cover kit, porcelain green | SCA8513551 |


Rear seat cover kits, 4 door

| | Vinyl |
|---------------------------------|------------|
| Seat cover kit, autumn leaf | SCA8523530 |
| Seat cover kit, black | SCA8523510 |
| Seat cover kit, blue grey | SCA8523572 |
| Seat cover kit, Cherokee red | SCA8523520 |
| Seat cover kit, navy blue | SCA8523570 |
| Seat cover kit, porcelain green | SCA8523551 |

Rear seat cover kits, Traveller

| | Vinyl |
|---------------------------------|------------|
| Seat cover kit, autumn leaf | SCA8543530 |
| Seat cover kit, black | SCA8543510 |
| Seat cover kit, blue grey | SCA8543572 |
| Seat cover kit, Cherokee red | SCA8543520 |
| Seat cover kit, navy blue | SCA8543570 |
| Seat cover kit, porcelain green | SCA8543551 |

(Note: See page A40 for seat fittings).



Scuttle panel

| | Vinyl |
|---------------------------------------|------------|
| Scuttle panels, autumn leaf, pair | TKP8111130 |
| Scuttle panels, black, pair | TKP8111110 |
| Scuttle panels, blue grey, pair | TKP8111172 |
| Scuttle panels, Cherokee red, pair | TKP8111120 |
| Scuttle panels, navy blue, pair | TKP8111170 |
| Scuttle panels, porcelain green, pair | TKP8111151 |




TKP8513210

Front door panels, 2 door

| | Vinyl |
|------------------------------------|------------|
| Door panels, autumn leaf, pair | TKP8513230 |
| Door panels, black, pair | TKP8513210 |
| Door panels, blue grey, pair | TKP8513272 |
| Door panels, Cherokee red, pair | TKP8513220 |
| Door panels, navy blue, pair | TKP8513270 |
| Door panels, porcelain green, pair | TKP8513251 |

Front door panels, 4 door

| | Vinyl |
|------------------------------------|------------|
| Door panels, autumn leaf, pair | TKP8523230 |
| Door panels, black, pair | TKP8523210 |
| Door panels, blue grey, pair | TKP8523272 |
| Door panels, Cherokee red, pair | TKP8523220 |
| Door panels, navy blue, pair | TKP8523270 |
| Door panels, porcelain green, pair | TKP8523251 |



TKP8523320

Rear door panels, 4 door


| | Vinyl |
|------------------------------|------------|
| Door panels, autumn leaf | TKP8523330 |
| Door panels, black | TKP8523310 |
| Door panels, blue grey | TKP8523372 |
| Door panels, Cherokee red | TKP8523320 |
| Door panels, navy blue | TKP8523370 |
| Door panels, porcelain green | TKP8523351 |

**Rear quarter panels, 2 door****Vinyl**

| | |
|---|------------|
| Quarter panels, autumn leaf, pair | TKP8513430 |
| Quarter panels, black, pair | TKP8513410 |
| Quarter panels, blue grey, pair | TKP8513472 |
| Quarter panels, Cherokee red, pair | TKP8513420 |
| Quarter panels, navy blue, pair | TKP8513470 |
| Quarter panels, porcelain green, pair | TKP8513451 |

Rear quarter panels, Traveller**Vinyl**

| | |
|---|------------|
| Quarter panels, autumn leaf, pair | TKP8543430 |
| Quarter panels, black, pair | TKP8543410 |
| Quarter panels, blue grey, pair | TKP8543472 |
| Quarter panels, Cherokee red, pair | TKP8543420 |
| Quarter panels, navy blue, pair | TKP8543470 |
| Quarter panels, porcelain green, pair | TKP8543451 |



TKP8121510

Wheel arch covers, 2 & 4 door**Vinyl**


| | |
|--|------------|
| Wheel arch covers, autumn leaf, pair | TKP8121530 |
| Wheel arch covers, black, pair | TKP8121510 |
| Wheel arch covers, blue grey, pair | TKP8121572 |
| Wheel arch covers, Cherokee red, pair | TKP8121520 |
| Wheel arch covers, navy blue, pair | TKP8121570 |
| Wheel arch covers, porcelain green, pair | TKP8121551 |



TKP8111630

Rear parcel shelf, 2 & 4 door**Vinyl**

| | |
|-------------------------------------|------------|
| Parcel shelf, autumn leaf | TKP8111630 |
| Parcel shelf, black | TKP8111610 |
| Parcel shelf, blue grey | TKP8111672 |
| Parcel shelf, Cherokee red | TKP8111620 |
| Parcel shelf, navy blue | TKP8111670 |
| Parcel shelf, porcelain green | TKP8111651 |



TKP8241751

Boot trim panels, Traveller**Vinyl**

| | |
|---|------------|
| Boot trim panels, autumn leaf, pair | TKP8241730 |
| Boot trim panels, black, pair | TKP8241710 |
| Boot trim panels, blue grey, pair | TKP8241772 |
| Boot trim panels, Cherokee red, pair | TKP8241720 |
| Boot trim panels, navy blue, pair | TKP8241770 |
| Boot trim panels, porcelain green, pair | TKP8241751 |

**TRIM FITTINGS****Door pulls, Series 5, 1964-71**

These later type of door pulls were fitted from October 1950 through to the end of production. They are retained by screws and a chromed escutcheon.

Door pulls are sold individually.

| | |
|---|------------|
| Door pull, vinyl strap, autumn leaf | TKF8111230 |
| Door pull, vinyl strap, black | TKF8111210 |
| Door pull, vinyl strap, blue grey | TKF8111272 |
| Door pull, vinyl strap, navy blue | TKF8111270 |
| Door pull, vinyl strap, porcelain green | TKF8111251 |
| Door pull, vinyl strap, red | TKF8111220 |

| | |
|---|------------|
| Door pull, leather strap, autumn leaf | TKF8111330 |
| Door pull, leather strap, black | TKF8111310 |
| Door pull, leather strap, blue grey | TKF8111372 |
| Door pull, leather strap, navy blue | TKF8111370 |
| Door pull, leather strap, porcelain green | TKF8111351 |
| Door pull, leather strap, red | TKF8111320 |




ADA4253

| | |
|---|---------|
| Escutcheon, door pull, chrome, each | ADA4253 |
|---|---------|

| | |
|---------------------------|----------|
| Screw, chrome, each | AB610063 |
|---------------------------|----------|

(Note: See page A29 for interior trim clips).



TKF8113150

TKF8113120

Door seals, Series 5, 1964-71

All Minors use the same woven edge type of door seals. This seal is held onto the panel edge with clips. Sold as pre-cut lengths per door. We recommend a minimum of 10 clips per door seal.

| | |
|------------------------------------|------------|
| Door seal, woven edge, black | TKF8113110 |
| Door seal, woven edge, blue | TKF8113170 |
| Door seal, woven edge, green | TKF8113150 |
| Door seal, woven edge, grey | TKF8113160 |
| Door seal, woven edge, red | TKF8113120 |
| Clip, door seal fixing each | 613766 |

Alternatively we can offer a hard wearing door seal with a textured rubber edging. This seal does not require clips to fix to the panel edge. Sold by the metre.

| | |
|-------------------------------------|---------|
| Door seal, rubber edge, black | KGA817M |
|-------------------------------------|---------|



ADA4305

PARCEL TRAYS & GLOVE BOXES**Series 5, 1964-71**

| | |
|--|-----------|
| Parcel tray, no heater, RHD | ADA4400 |
| Parcel tray, no heater, LHD | ADA4401 |
| Recovering kit, parcel tray support rail | ADA3754CK |

| | |
|--------------------------------|---------|
| Glove box, RH, (1964-71) | ADA4305 |
| Glove box, LH, (1964-71) | ADA4308 |

HLK831291



HEADLININGS

Series 5, 1964-71

The headlining for Series 5 models features a 3 hoop design and is shaped slightly differently for the larger rear window which was used until the end of production.

Saloon

These headlining kits are suitable for models with large rear windows and 3 hoops.

| | |
|--|-----------|
| Headlining kit, light grey | HLK831291 |
| Headlining kit, white fleck | HLK831292 |
| Headlining tension cable, Saloon | AAA4115K |

Traveller

| | |
|---|-----------|
| Headlining kit, front, light grey | HLK824191 |
| Headlining kit, front, white fleck | HLK824192 |
| Headlining kit, rear, light grey | HLK824291 |
| Headlining kit, rear, white fleck | HLK824292 |
| Headlining tension cable, Traveller, Van & Pickup | ADA3890 |



TKP8312210

SUN VISORS

Sun visors are available for the end mount type in a choice of colours to compliment our headlining kits.


End mount sun visors, late type

Available with or without vanity mirrors and supplied individually, including brackets. Plastic inner end clip sold separately.

| | |
|--|------------|
| Sun visor, end mount, plain, black | TKF8312210 |
| Sun visor, end mount, plain, cream | TKF8312290 |
| Sun visor, end mount, plain, light grey | TKF8312291 |
| Sun visor, end mount, plain, white fleck | TKF8312292 |

| | |
|---|------------|
| Sun visor, end mount, mirror, black | TKF8312310 |
| Sun visor, end mount, mirror, cream | TKF8312390 |
| Sun visor, end mount, mirror, light grey | TKF8312391 |
| Sun visor, end mount, mirror, white fleck | TKF8312392 |

| | |
|---|----------|
| Screw, outer bracket to screen rail, 2 required | AD606071 |
| Clip, sun visor, inner end, each | ADA4484 |



SFP8301



SFP8302




SFP8303



SFP8310

VAN & PICKUP

Van and Pickup models have some unique trim components, including carpets, seat covers and door panels, these are detailed below. Other colour options are available, please see our website for more details or call your nearest branch.



Note: Colours may vary slightly to samples shown.

Carpet sets

RHD

LHD

| | |
|--------------------------|-----------|
| Moulded, black | CSA825110 |
| Non-moulded, brown | CSA825130 |
| Moulded, red | CSA825120 |
| Moulded, biscuit | CSA825131 |
| Moulded, blue | CSA825172 |
| Moulded, grey | CSA825160 |

Front seat cover - base

Vinyl

| | |
|-------------------------------|------------|
| Seat cover, autumn leaf | SCA8251230 |
| Seat cover, black | SCA8251210 |

Front seat cover - fixed squab

Vinyl

| | |
|-------------------------------|------------|
| Seat cover, autumn leaf | SCA8251330 |
| Seat cover, black | SCA8251310 |

Front seat cover - folding squab

Vinyl

| | |
|-------------------------------|------------|
| Seat cover, autumn leaf | SCA8251430 |
| Seat cover, black | SCA8251410 |

Door panels

| | |
|--------------------------------------|------------|
| Door panels, black, pair | TKP8251210 |
| Door panels, autumn leaf, pair | TKP8251230 |

HEADLINING

This headlining for van & Pickup models is sewn ready to accept the cross member rail and 'piano' wires that secure it to the side rails. An extra piece of material is included for covering the piece of wood at the rear. Please see our website for full details.

| | |
|--|-----------|
| Headlining kit, light grey, (to 1967) | HLK825191 |
| Headlining kit, white fleck, (to 1967) | HLK825192 |
| Headlining kit, light grey, (from 1968) | HLK825291 |
| Headlining kit, white fleck, (from 1968) | HLK825292 |

FRONT SEAT FOAMS & FITTINGS, 1956-71

When re-trimming your seats we recommend that you invest in new straps & foams. Replacing these items will ensure the best possible shape, and comfort for your seats. We also offer a diaphragm as an alternative more durable support for the base foam. Straps are still used for the squab. These seat foams & fittings are suitable for all tubular frames fitted to all 1000 models from 1956 on.

| | |
|---|---------|
| Seat foam, front base, 1 per seat | SFP8301 |
| Seat foam, front base wrap, 1 per seat | SFP8302 |
| Seat foam, front squab kit, 1 per seat | SFP8303 |
| Seat strap, base & squab, 12 per seat (7 straps on base, 5 straps on squab) | SFP8310 |
| Seat diaphragm base, alternative to strap | SFP8311 |
| Clip, seat cover, 10 per seat | ADH3809 |

BOOKS, MANUALS & DVDS**Original Morris Minor by Ray Newell**

This book is the most comprehensive guide to restoring a Morris Minor to original condition. It features informative text and production data with excellent quality photographs.

Original Morris Minor..... MGL0340

Restoration manual by Lindsay Porter

This informative book features detailed explanations and photographs covering most aspects of Minor restoration including mechanical, bodywork, electrical and modifications. A must for anyone restoring their Minor!

Restoration manual MGL0341

Haynes workshop manual

The workshop manual no Morris Minor owner should be without. Detailing maintenance and overhaul procedures for all aspects of the car.

Workshop manual MGL0345

Morris Minor - Essential buyers guide by Ray Newell

This book, written by a leading authority on Morris Minors, seeks to guide the purchaser through the joys and pitfalls of buying a Minor.

Essential buyer's guide MGL0346

Haynes carburettor manual

This manual covers SU, Stromberg, Weber and Dellorto carbs. Giving an insight into the way they operate and how to maintain and tune them, as well as detailed overhaul procedures.

Haynes carburettor manual..... MGL0279

Weber carbs: Tuning tips and techniques, by John Passini

This book is the distillation of many years experience of working with Weber carbs. The mysteries of why and how they work and the practicalities of getting the best from them. Also setting-up, fault-finding, maintenance and repair are all covered.

Tuning tips and techniques..... 213-431

Tuning SU carburettors

This book looks into the basic design of the SU carburettor. It covers many areas including overhaul, tuning mixtures, jet and needle identifications and SU fuel pumps.

Tuning SU carburettors..... MGL0070

SU workshop manual

Factory workshop manual covering both carburettors and fuel pumps

SU workshop manual..... GAC1044X

SU needle chart

The chart identifies the correct replacement SU needle when modifications have been carried out to the engine or induction.

SU needle chart ALT9501

SU parts catalogue ALT9524

Lucas fault diagnosis manual

This Lucas guide presents a logical sequence of tests that may be carried out on starters, generators, regulators, ignition and lighting systems. Written for technicians, this book can be easily understood by the amateur mechanic/owner.

Lucas manual GAC1029X

Tuning BL's A-series engine by David Vizard

This is the Bible for anyone wanting to improve their A-series engine, be it for performance or economy.

Tuning BL's A-series engine..... MGL0063

SU carburettor rebuild DVD

This 2 hour 40 minute video explains how to rebuild SU carbs.

SU carburettor rebuild DVD 211-036

Rule Britannia, by John Nikas

Rule Britannia - When British Sports Cars Saved A Nation; With authoritative text from John Nikas and his team of dedicated researchers and contributors; historic imagery from archives maintained by marque clubs, manufacturers and museums; and modern portraits artfully captured in a studio setting by Michael Furman, the world's most renowned automotive photographer.

Rule Britannia MGL0360

Morris Minor: 70 Years On The Road by Ray Newell

2018 marks 70 years since the first Morris Minor models rolled off the production line. In this celebratory publication, Ray Newell looks in detail at the development of the wide range of models produced during a 22-year production run and the continuing worldwide interest in this iconic British car.

70 Years On The Road MGL0393

The Cars of BMC by Graham Robson

Along with a detailed history of the company and its creation, Robson provides a comprehensive directory of the marques and models that made up the BMC. From Austin to Wolseley, and taking in names such as Metropolitan and Vanden Plas along the way, each has a dedicated, detailed chapter.

The Cars of BMC MGL6615

Classic Engines, Modern Fuel by Paul Ireland

This book tells you why and how. This book brings together a collection of popular articles previously published by the author in assorted car magazines. Based on in-depth research carried out at Manchester University, the articles investigate how classic engines respond to modern petrol/gasoline, and the results are presented in a way that any enthusiast can understand.

Classic Engines, Modern Fuel MGL0085

Classic Car Suspension, Steering & Wheels

A step-by-step illustrated guide to restoring and improving the suspension, steering and wheels of your classic car, this easy to follow manual is fully illustrated, and packed with useful tips and techniques.

Restoration Manual MGL0394

Classic Car Bodywork by Martin Thaddeus

A book written for the home restorer who, until now, lacked the confidence to tackle bodywork. With specially devised techniques which don't rely on workshop plant, this book spans the gap between professional and amateur.

Restoration Manual MGL0330

How To Paint Classic Car by Martin Thaddeus

Taking you step-by-step through each stage of the painting process, from planning, preparation, and safety, to final painting and finishing, this book will give you the skills and the confidence you need for a perfect finish.

Restoration Manual MGL0332

Classic Car Interiors

Here is the ultimate resource which provides easy-to-follow guidance on the repair and renovate carpets, headlinings, seats, wood and synthetic material parts, instruments, steering wheels: even how to succeed in making your radio sound just like new!











Restoration Manual MGL0364

Original Technical Publications Heritage USB

These publications have been carefully reproduced from the extensive historical archives in both England and the USA. Meaning you have access to the original Heritage publications needed to run and maintain your Heritage vehicle. Including parts catalogues, service manuals and owners literature. USB - Printable, searchable, zoom-able & bookmarked. Limited to 1 device. USB portable - Printable, searchable, zoom-able, bookmarked, offline capable, instant access. Take anywhere.

OTP Morris Minor USB..... HTP2007E

OTP Morris Minor USB portable..... HTP2007USB





BASEBALL CAPS

Show your support for your favourite marque with one of our baseball caps.

Morris Minor logo GAC45058
 BMH logo..... GAC45059



DRIVER CAP

Get your style on with a moss driving cap. Chic and casual, wear this navy cap when taking your classic out for a spin, or simply when enjoying a day out. Sporting a Moss block logo, this flex-to-fit cap has a knitted construction and offers a snug fit on your head.

Driver cap 217-246



GEAR STICK BOTTLE STOPPERS

Classic style gear stick bottle stoppers. Constructed from left bar with aluminum look top bezel and finished with either vintage white paint or Red wood. Featuring a standard 5 Speed H pattern on top.

Red wood bottle stopper MAMCSTOPRW
 Vintage white bottle stopper MAMCSTOPVW



THERMAL MUGS

These thermal mugs will maintain your drinks temperature hot or cold. Desk mugs feature a wider design with handle.

Travel mugs are a slimmer design. Both types feature a non-slip base and a removable cap.

1 Travel mug, Union flag 230-946
 2 Desk mug, Union flag 230-947



PETROL CAN HIP FLASKS

This stainless steel 5oz (142ml) hip flask shaped like a jerry can is a great gift for any car lover.

Silver hip flask MAMCFLASK



HEATED BLANKET

The comfy cruise 12 volt heated travel blanket is ideal for all weather conditions. Offering both comfort and warmth, its 42" x 58" size is large enough for two people. It features an 8 foot long fused cord and automatic temperature control. Made of 100% high quality polyester fleece.

Personal heated blanket, 12 volt 002-842



EMBROIDERED PATCHES

British Leyland GAC9960X
 Union flag..... 229-510
 BMC GAC9961X



GAC4920



GAC4921

LEATHER KEY FOBs

These stitched leather fobs feature a chrome and enamel badge bearing a Morris or Minor 1000 logo. Made in England.

Morris key fob GAC4920
 Minor 1000 key fob GAC4921



GARAGE SIGNS

High quality multi-coloured screen printed signs, perfect replicas of the originals.

| | |
|--|----------|
| BMC dealer sign, 18" x 27" | GAC9929X |
| Keep calm and motor on sign, 12" x 16" | 214-568 |
| British Leyland sign, 9" x 12" | 214-735 |
| Genuine Lockheed hydraulic brake fluid sign, 12" x 16" | 214-563 |
| Vintage RAC sign, 12" x 16" | 214-567 |
| Union Jack sign, 12" x 16" | 214-552 |



WATERPROOF BLANKET

This waterproof blanket bring a touch of comfort to any roadside picnic. Neatly folded into a parcel, it can be easily stored and carried with its durable handle. They are manufactured from grey acrylic with a foam layer and waterproof PEVA backing. Size 51" x 70".

Waterproof blanket, grey, Moss logo 231-370



UNION FLAG

Made from lightweight polyester complete with metal grommets on the hoist. Ideal for those continental get-togethers.

Union flag - 36" x 60" GAC9939X



T shirt back

PISTON & REV T-SHIRTS & HOODIES

Exclusive to Moss and originally designed for our staff, we've had so many customers ask for them that we had to make more. Featuring a 'retro style' piston and tyre design and Moss logo, the t-shirts are made from 100% cotton and are available in three different colours in various sizes.

T-Shirts

| | |
|---|----------|
| Piston & Rev Retro T-shirt, black, medium | GAC44811 |
| Piston & Rev Retro T-shirt, black, large | GAC44812 |
| Piston & Rev Retro T-shirt, black, x-large | GAC44813 |
| Piston & Rev Retro T-shirt, black, xx-large | GAC44814 |
| Piston & Rev Retro T-shirt, blue, medium | GAC44821 |
| Piston & Rev Retro T-shirt, blue, large | GAC44822 |
| Piston & Rev Retro T-shirt, blue, x-large | GAC44823 |
| Piston & Rev Retro T-shirt, blue, xx-large | GAC44824 |
| Piston & Rev Retro T-shirt, green, medium | GAC44831 |
| Piston & Rev Retro T-shirt, green, large | GAC44832 |
| Piston & Rev Retro T-shirt, green, x-large | GAC44833 |
| Piston & Rev Retro T-shirt, green, xx-large | GAC44834 |

Hoodie Back



Hoodies

| | |
|--|----------|
| Piston & Rev Retro hoodie, black, medium | GAC54811 |
| Piston & Rev Retro hoodie, black, large | GAC54812 |
| Piston & Rev Retro hoodie, black, x-large | GAC54813 |
| Piston & Rev Retro hoodie, black, xx-large | GAC54814 |
| Piston & Rev Retro hoodie, blue, medium | GAC54821 |
| Piston & Rev Retro hoodie, blue, large | GAC54822 |
| Piston & Rev Retro hoodie, blue, x-large | GAC54823 |
| Piston & Rev Retro hoodie, blue, xx-large | GAC54824 |
| Piston & Rev Retro hoodie, green, medium | GAC54831 |
| Piston & Rev Retro hoodie, green, large | GAC54832 |
| Piston & Rev Retro hoodie, green, x-large | GAC54833 |
| Piston & Rev Retro hoodie, green, xx-large | GAC54834 |



230-390



230-355



230-388

Fitment: Cars must be negative earth. Units supplied without faceplate or knobs.

RETRO SOUND RADIOS

The RetroSound range of radio & MP3 players maintain the original 'twin knob' (DIN-D) style mounting required for many classic cars. Music can be played from external sources such as iPods, USB flash drives & SD cards, all connected out of sight.

San Diego

DAB/DAB+ Tuner (DAB antenna or DAB Antenna Adaptor required), AM/FM Tuner, iPod/iPhone & Android compatible, Bluetooth, x2 rear USB ports & x2 rear Auxiliary inputs. 32,000 colour LCD with built in amp (45 watts peak/25 watts RMS x 4 channels).

RetroSound San Diego, chrome 230-383

RetroSound San Diego, black 230-388

Hermosa

AM/FM Tuner, iPod/iPhone & Android compatible, x1 rear USB port & x2 rear Auxiliary inputs. Dual colour LCD display (white and green) with built in amp (45 watts peak/24 watts RMS x 4 channels).

RetroSound Hermosa, chrome 230-390

RetroSound Hermosa, black 230-395

Long Beach

AM/FM Tuner, iPod/iPhone & Android compatible, Bluetooth, x2 rear USB ports & x2 rear Auxiliary inputs. 32,000 colour LCD with built in amp (45 watts peak/25 watts RMS x 4 channels).


RetroSound Long Beach, chrome 230-381

RetroSound Long Beach, black 230-386

Laguna

Back to the basics with this AM/FM tuner with x1 rear auxiliary input. Adjustable-angle LCD display with built-in amp (40 watts peak/18 watts RMS x 4 channels).

RetroSound Laguna, chrome 230-355



230-328

230-334

230-341

Faceplate and knob kits (F&K kits)

These kits let you finish off your RetroSound radio with the faceplate and knobs that match the original trim of your classic car. Knobs are available on their own as replacements. Please see our website for full range.

F&K kit, chrome faceplate/chrome knobs 230-326

F&K kit, black faceplate/black knobs 230-327

F&K kit, black/black faceplate/chrome knobs 230-329

F&K kit, black/chrome faceplate/black knobs 230-328

F&K kit, black/chrome faceplate/chrome knobs 230-333

F&K kit, black/chrome faceplate/black/chrome knobs 230-334

F&K kit, Becker pinstripe 230-341

F&K kit, Blaupunkt, black 230-342

F&K kit, Blaupunkt, black/chrome 230-346

F&K kit, VW, ivory 230-343

F&K kit, Ghia, chrome 230-344

Knob set only, chrome 230-331

Knob set only, black 230-332



230-505



230-545



230-530



230-550

RETROMOD SPEAKERS BY RETRO SOUND

The RetroMod range of speakers from RetroSound has been designed to compliment their range of Classic radios and have been manufactured to meet the demands of modern high performance amplifiers.

Dual voice coils (DVC) speakers

This system allows for 2 stereo channels (left & right) to be connected to the same single speaker. This means that originality can be maintained on cars where a single speaker was fitted in the centre of the dash or rear shelf. These speakers are supplied individually without mesh grilles, to fit existing mountings.

DVC, 3 way, no grilles, 6.5" diameter, each 230-505

DVC, 3 way, no grilles, 5" x 7", each 230-545

Single voice coils (SVC) speakers

The SVC range of speakers is a standard configuration single channel speaker for normal installations (left & right mounted speakers, such as doors or dash).

These speakers are available in a range of sizes and specifications, see our website.

SVC, 2 way, 40W max, with grilles, 4.5" dia., pair 230-535

SVC, 3 way, 60W max, with grilles, 5" x 7", pair 230-540

SVC, 3 way, 100W max, with grilles, 6" x 9", pair 230-531

RetroMod 8" Subwoofer

The compact design and powerful bass response make this ideal for under seat mounting and numerous other in-car applications. The rigid die cast aluminium chassis and powerful Class D amplifier allows this sub to reproduce low frequencies down to 35Hz.

8" Subwoofer with internal amplifier 230-550



Morris Minor **Restoration Parts**



For your notes...

| | |
|---------------------------------------|--------|
| Piston & Chamber, HS Type | 29 |
| Piston Ring Sets | 09 |
| Piston Sets | 09 |
| Points, Ignition Contact | 55 |
| Propshaft | 25 |
| Q | |
| Quarter Light Glass | 87 |
| R | |
| Radiator | 15 |
| Radiator Cowl | 15 |
| Radiator Hoses | 15 |
| Rear Doors (Traveller) | 81 |
| Rear Lamp (Saloon) | 59 |
| Rear Lamp (Traveller) | 61 |
| Rear Wing | 73 |
| Rebuild Kit, H Type | 27 |
| Rebuild Kit, HS Type | 29 |
| Reconditioned/Exchange Cylinder Heads | 11 |
| Reconditioned/Exchange Engines | 07 |
| Reconditioned/Exchange Gearboxes | 19 |
| Reflectors | 61 |
| Return Spring | 31 |
| Reverse Light Switch | 67 |
| Road Spring, Rear | 47 |
| Rocker Shaft | 11 |
| Rocket Cover | 11 |
| Rotor Arm | 55 |
| S | |
| Saddle Plate, Rear Spring | 47 |
| Seal, Bootlid | 79 |
| Seal, Windscreen | 85 |
| Selector Rods | 19 |
| Shackle, Rear Spring | 47 |
| Side Glass, Rear (Traveller) | 85 |
| Side Panel, Front | 75 |
| Sills | 75 |
| Spark Plug | 55 |
| Speedo | 65 |
| Speedo Drive | 19 |
| Spigot Bush | 09 |
| Spring Hanger, Repair | 77 |
| Starter Motor | 49 |
| Starter Solenoid | 67 |
| Starter Switch, Key Starter | 67, 69 |
| Starter Switch, Pull Starter | 67, 69 |
| Steering Column & Rack | 43 |
| Stub Axle | 45 |
| Sump | 07 |
| Swivel Pin | 45 |
| Synchro Hub | 21 |
| T | |
| Thermostat | 11, 15 |
| Throttle Cable | 31 |
| Throttle Disc, H Type | 27 |
| Throttle Disc, HS Type | 29 |
| Throttle Pedal | 31 |
| Throttle Spindle, H Type | 27 |
| Throttle Spindle, HS Type | 29 |
| Tie Bar, Front Suspension | 45 |
| Timing Chain | 09 |
| Timing Cover | 07 |
| Torsion Bar | 45 |
| Track Rod End | 43 |
| Trafficators | 59 |
| Trunnions, Swivel Pin | 45 |
| U | |
| U Bolt, Axle | 47 |
| Under Floor | 75 |
| Under Sill | 75 |
| Universal Joint | 25 |
| V | |
| Vacuum Pipe | 55 |
| Valves | 11 |
| Voltage Regulator | 67 |
| W | |
| Washer Bottle | 63 |
| Washer Jet | 63 |
| Washer Pump | 63 |
| Water Pump | 15 |
| Weather Strips | 87 |
| Wheel Arch, front | 75 |
| Wheel Arch, Rear | 75 |
| Window Regulators | 87 |
| Windscreens | 85 |
| Windscreen Wipers | 63 |
| Wiper Switch | 69 |
| Wiring Harness | 51 |
| Wiring Harness Fittings | 53 |
| Woodwork (Traveller) | 81 |
| Y | |
| Yoke, Propshaft | 25 |

Morris Minor - A Brief History

Following from the success of the Series MM the Morris Minor went through numerous changes throughout its production life. The brief history below details some of the changes which occurred in each version of the Minor.

Model

Series II
803cc A Series Engine

Chassis Numbers

(c) 160001 to 448714

Years

August 1952
to September 1956

The Series II Morris Minor saw some key changes in the Morris Minor's history. Following the merger of Austin & Morris companies to form BMC the Minor was fitted with Austin's 'A Series', 803cc engine, replacing Morris's side valve engine. Other notable changes that took place during the Series II production include: fitting of A type rear axle; a revised dashboard with a central speedo and glove boxes either side; slatted grille with repositioned side lights; Deluxe models with leather faced seats, heaters, passenger sunvisor & overriders were also offered. The Series II also saw the introduction of new body styles; the 4 door Saloon, Traveller, along with the light commercial models - quarter ton Van & Pickup.

Series III

Early 1000
948cc A Series Engine

(c) 448801 to 990289

October 1956
to September 1962

The introduction of the Minor 1000 brought with it more improvements. The engine's capacity was increased to 948cc giving improved performance desired by many motoring journalists of the time; the split windscreen was replaced with a larger single piece, curved screen; the rear screen was also enlarged; a dished & wire spoked steering wheel was introduced; horn & trafficator controls were moved to a stalk switch on the steering column, latterly indicators were introduced with an integrated warning lamp on the end of the stalk, the horn was repositioned to the steering wheel; larger side lights were also added during production.

Series V

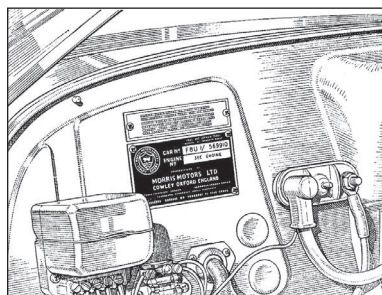
Late 1000
1098cc A Series Engine

(c) 990290 to 1294082

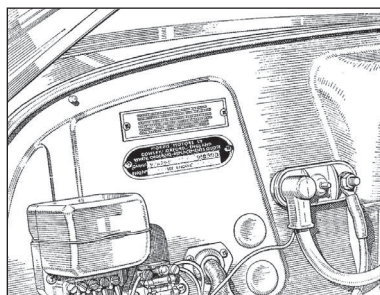
September 1962
to April 1971

The Minor 1000 was further updated with the 1098cc A Series engine, again giving more power & torque, fitted with a new design of air filter; the body remained largely unchanged from the 948cc model but the wipers now operated in tandem and were fitted with longer arms & blades; external changes included the fitting of combined side/indicator lamp units; the fascia was changed to include the chrome & alloy surround for the speedo and a glove box lid added to passenger's side with driver's side open; two-spoke safety steering wheel introduced; redesigned interior trim with heat-formed vinyl panels.


Serial Number Identification Plate Locations




The Car Number is stamped on a plate secured to the right-hand side dash panel.



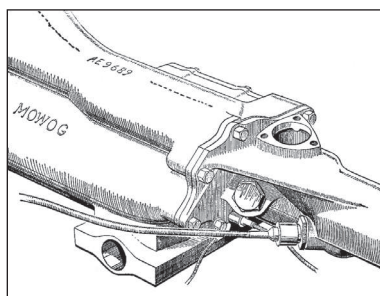
The Car Number is stamped on a plate secured to the right-hand side dash panel.



The Engine Number is stamped on a plate secured to the right-hand side of the cylinder block.



The Rear Axle Number is stamped on the front of the left-hand axle tube adjacent to the spring seat.



The Gearbox Number is stamped on the top of the gearbox casing adjacent to the dipstick.

Please note: In most circumstances Moss can supply both an OE (Original Equipment) part or an Aftermarket part. The Aftermarket part offers a high quality part but usually at a reduced price and in certain circumstances replaces the OE part when no longer available. The Aftermarket part is indicated by a letter "Z" at the end of the part number.

Car Number Prefix Coding

Series II Models

| CAR NUMBER PREFIX CODING | |
|--|--|
| The car number prefix comprises of a series of letters and numbers, presenting in code the model, body type, colour, class, and type of paint used, together with the number of the car. | |
| 1st PREFIX LETTER - MODEL F - Morris Minor | 2nd PREFIX LETTER - TYPE A - Saloon 4-Door C - Tourer B - Saloon 2-Door L - Traveller |
| 3rd PREFIX LETTER - COLOUR A - Black F - Beige | |
| 4th PREFIX LETTER - CLASS 1 - RHD UK Only 3 - LHD 2 - RHD Not UK 4 - North America | 5th PREFIX - PAINT 1 - Synthetic |
| CODE EXAMPLE | |

Series III Models

| 1st TYPE | |
|--|--|
| The car number prefix comprises of a series of letters and numbers, presenting in code the model, body type, colour, class, and type of paint used, together with the number of the car. | |
| 1st PREFIX LETTER - MODEL F - Morris Minor | 2nd PREFIX LETTER - TYPE A - Saloon 4-Door C - Tourer B - Saloon 2-Door L - Traveller |
| 3rd PREFIX LETTER Paint Colour | |
| 4th PREFIX LETTER - CLASS 1 - RHD UK Only 3 - LHD 2 - RHD Not UK 4 - North America | 5th PREFIX Paint Finish |
| CODE EXAMPLE | |

Series V Models

| 2nd TYPE | |
|---|--|
| The car number prefix comprises of a series of letters and numbers, presenting in code the model, engine type, body type, series and where applicable, left-hand drive. | |
| 1st PREFIX LETTER - NAME M - Morris | 2nd PREFIX LETTER - ENGINE TYPE A - Type |
| 3rd PREFIX LETTER - BODY TYPE 2S - Saloon 2-Door T - Tourer S - Saloon 4-Door W - Traveller | |
| 4th PREFIX - SERIES OF MODEL 3 - 3rd Series 5 - 5th Series | 5th PREFIX (Used to denote car is different to standard right-hand drive) D - De-Luxe L - Left-Hand Drive |
| CODE EXAMPLE | |

Engine Number Prefix Coding

POWER UNIT SERIAL NUMBER CODING

The engine number prefix comprises of a series of letters and numbers, presenting in code the capacity and make, the ancillaries fitted and the type of compression.

1st PREFIX GROUP - CUBIC CAPACITY AND MAKE

1st Prefix Number: 8 - 803cc
1st Prefix Letter: M - Morris
2nd Prefix Letter: A - Variation Of Engine Types


2nd PREFIX GROUP - ANCILLARIES

U - Centre Gear Change Gearbox

3rd GROUP - ENGINE NUMBER

Engine Number Of Unit

CODE EXAMPLE



The power unit number prefix comprises a series of letters and numbers, presenting in code the cubic capacity and make, the ancillaries fitted, and the type of compression.

1st PREFIX GROUP - CUBIC CAPACITY, MAKE AND TYPE

1st Prefix Number: 9 - 900 to 1000cc
10 - 1000 to 1100cc
1st Prefix Letter: M - Morris
MA - Morris

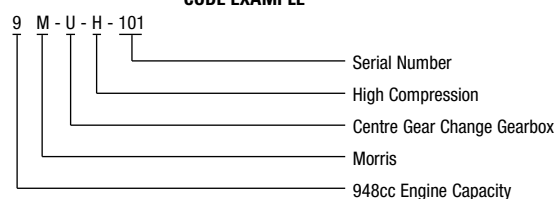
2nd PREFIX GROUP - GEARBOX AND ANCILLARIES

U - Centre Gear Change Gearbox

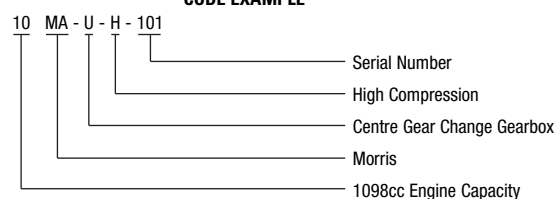
3rd GROUP - COMPRESSION AND SERIAL NUMBER

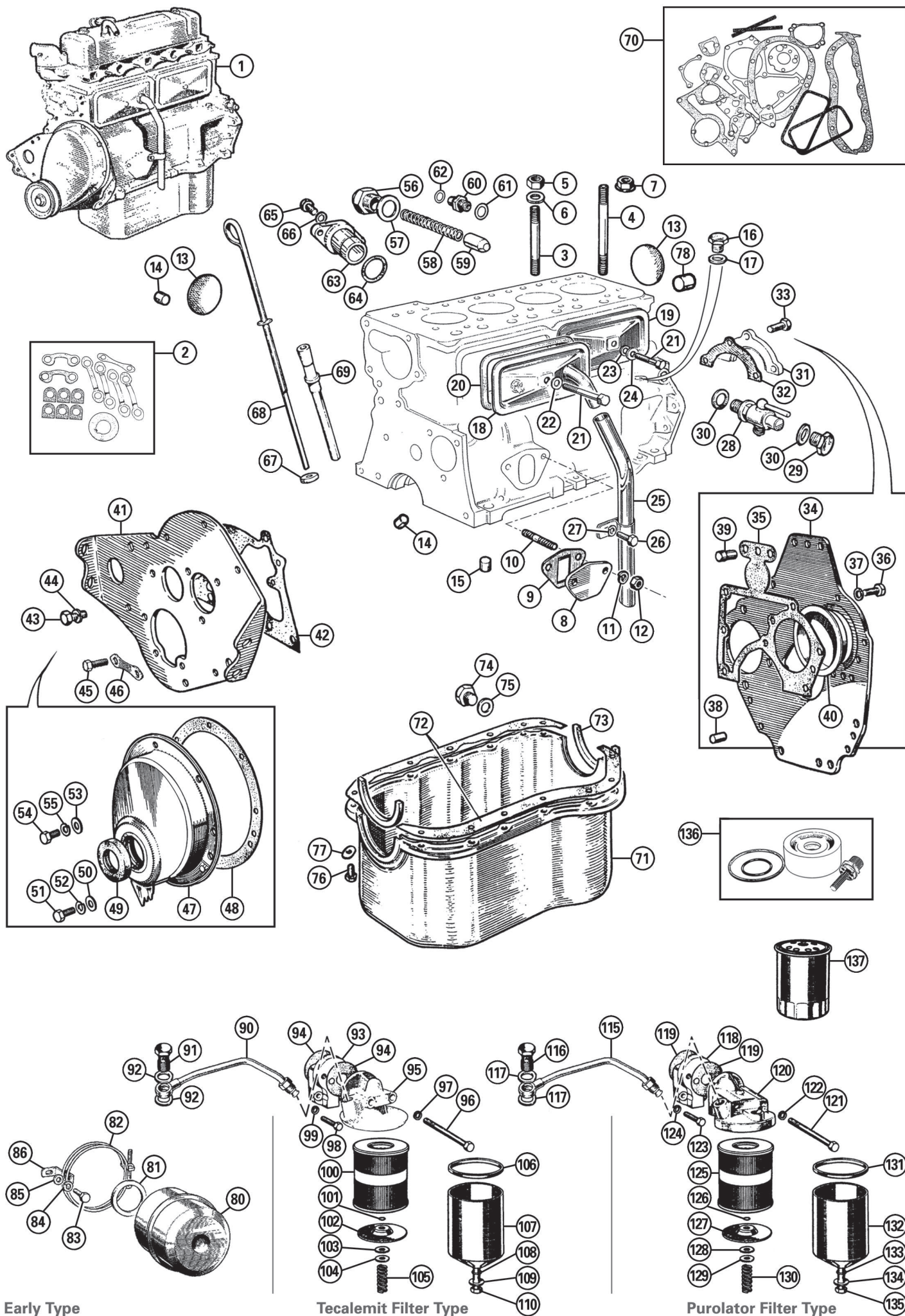
H - High Compression & Serial Number Of Unit
L - Low Compression & Serial Number Of Unit

CODE EXAMPLE



CODE EXAMPLE





| ill. | Part Number | Description | Req. | Details |
|------------------------|-------------|--|------|---|
| External Engine | | | | |
| 1 | 8G12E | ENGINE, recon./exchange, lead free | 1 | 803cc (C.O.U.) |
| | 8G25E | ENGINE, recon./exchange, lead free | 1 | 948cc (C.O.U.) |
| | 8G162E | ENGINE, recon./exchange, lead free | 1 | 1098cc (C.O.U.) |
| 2 | GFK1002 | LOCKTAB SET, engine | 1 | 803-1098cc |
| 3 | CAM151 | STUD, cylinder head, short | 5 | |
| 4 | CAM150 | STUD, cylinder head, long | 4 | |
| 5 | 51K1193 | NUT, cylinder head | 9 | |
| 6 | 12H2178 | WASHER, plain | 9 | |
| 7 | 51K1193B | NUT, cylinder head, flanged/uprated | 9 | alternative to 1H1193 & 12H2178 |
| 8 | 2A265 | BLANKING PLATE, fuel pump | 1 | |
| | 2A265K | BLANKING PLATE KIT, fuel pump (Includes blanking plate, gasket & hardware). | 1 | |
| 9 | 2A113 | GASKET, blanking plate | 1 | |
| 10 | CHS2515 | STUD, blanking plate | 2 | |
| 11 | GHF332 | WASHER, spring | 2 | |
| 12 | GHF201 | NUT | 2 | |
| 13 | 2K8169 | CORE PLUG, block, dish, 1.5/8" | 4 | 948-1098cc |
| 14 | 1A1964 | RESTRICTOR, oil feed | 1 | |
| 15 | 2K1345 | PLUG, oil relief valve passage | 2 | |
| 16 | 2K4994 | PLUG, oil priming | 1 | |
| 17 | 6K464B | WASHER, plug sealing | 1 | |
| 18 | 12A1382 | TAPPET COVER, front, with tube | 1 | 948cc, convex |
| | 12A1212 | TAPPET COVER, front, with separator | 1 | 1098cc, concave |
| 19 | 12A1386 | TAPPET COVER, rear, convex | 1 | |
| | 12H941 | TAPPET COVER, rear, concave | 1 | |
| 20 | 12A1139 | GASKET, tappet cover, cork | 2 | 948-1098cc, convex |
| | GUG5505GM | GASKET, tappet cover, rubber | 2 | 1098cc, concave |
| | 12A1175C | GASKET, tappet cover, thick | 2 | 948-1098cc |
| | 296-377 | GASKET, tappet cover, silicone, pair | 1 | 948-1098cc |
| 21 | BH605151 | BOLT, 5/16" UNF x 1.875" | 2 | for convex covers |
| | SH605091 | BOLT, 5/16" UNF x 1.25" | 2 | for concave covers |
| 22 | 2K4958 | WASHER, fibre | 2 | |
| 23 | 12A1176 | SEAL, rubber | 2 | alternative to |
| 24 | 12A1177 | CUP WASHER, seal | 2 | 2K4958 |
| 25 | 2A118 | PIPE, crankcase vent | 1 | 948cc |
| 26 | SH605051 | SCREW | 1 | |
| 27 | GHF322 | WASHER, star | 1 | |
| 28 | 3H576 | TAP, block drain | 1 | alternative |
| 29 | 53K2853 | PLUG, block drain | 1 | |
| 30 | 6K638 | WASHER, copper, sealing | 1 | |
| 31 | 2A51 | COVER, rear | 1 | |
| 32 | AEG240B | GASKET, rear cover | 1 | |
| 33 | 53K1028 | BOLT, cover to block | 3 | from (e) 198222 |
| 34 | 88G226 | ENGINE PLATE, rear | 1 | 803-948cc |
| | 12G275 | ENGINE PLATE, rear | 1 | 1098cc |
| 35 | AEG554B | GASKET, rear plate to block | 1 | |
| 36 | SH605051 | SCREW, rear plate to block | 7 | |
| 37 | GHF332 | WASHER, locking | 7 | |
| 38 | 1G752 | DOWEL, lower | 1 | |
| 39 | 12G422 | DOWEL, upper | 1 | |
| 40 | 12G276 | COVER, oil pump | 1 | |
| 41 | 12G312 | ENGINE PLATE, front | 1 | 803-948-1098cc |
| 42 | 12G619B | GASKET, front plate to block | 1 | |
| 43 | SH605051 | SCREW, front plate to block | 2 | |
| 44 | GHF332 | WASHER, spring | 2 | |
| 45 | 53K2016 | SCREW, engine plate to main bearing cap | 2 | |
| 46 | 12G2097 | LOCKTAB | 1 | |
| 47 | 2A552 | COVER, timing chain | 1 | 948cc to (e) H453031 / (e) L449772 |
| | 12A1419 | COVER, timing chain | 1 | 948-1098cc (e) H453031 & (e) L449772 on |
| 48 | 12A956B | GASKET, timing chain cover | 1 | |
| 49 | 2K7140 | SEAL, felt, crank/timing cover | 1 | use with 2A552 |
| | 88G561 | SEAL, rubber, crank/timing cover | 1 | use with 12A1419 |
| 50 | 2K5197 | WASHER, oval, small | 6 | |
| 51 | SH604031 | SCREW, 1/4" | 6 | |
| 52 | GHF331 | WASHER, spring, 1/4" | 6 | |
| 53 | 2K7440 | WASHER, oval, large | 4 | |
| 54 | SH605051 | SCREW, 5/16" | 4 | |
| 55 | GHF322 | WASHER, spring, 5/16" | 4 | |
| 56 | 12A1851 | CAP, oil PRV | 1 | |
| 57 | 6K431B | WASHER, fibre | 1 | |
| 58 | 6K853 | SPRING, oil PRV | 1 | standard |
| | 6K853C | SPRING, oil PRV, uprated | 1 | high pressure |
| 59 | 12H865 | PLUNGER, oil PRV | 1 | standard |
| | 12H865X | BALL, oil PRV (This ball valve prevents the plunger sticking). | 1 | improved |
| 60 | CAM6431 | UNION, brass, pressure gauge | 1 | when gauge fitted |
| 61 | 2K4956 | WASHER, sealing | 1 | |
| 62 | 2K4936 | WASHER, leather, sealing | 1 | adaptor to gauge pipe |

| ill. | Part Number | Description | Req. | Details |
|------|-------------|--------------------------------------|------|----------------------|
| 63 | 1G1300 | HOUSING, distributor | 1 | |
| | 2A612 | HOUSING, distributor | 1 | from (e) 225190 |
| | 12A1136 | HOUSING, distributor | 1 | alternative to 2A612 |
| 64 | 13H2792 | 'O' RING | 1 | |
| 65 | GHF117 | SCREW, housing to block | 2 | |
| 66 | GHF321 | WASHER, star | 2 | |
| 67 | AEC671 | WASHER, rubber, dipstick | 1 | |
| 68 | 2A294 | DIPSTICK | 1 | 803-948cc |
| | 12G175 | DIPSTICK | 1 | 1098cc |
| 69 | 12G107 | TUBE ASSEMBLY, dipstick | 1 | 1098cc |
| 70 | AJM201 | GASKET SET, 'conversion' bottom end | 1 | |
| 71 | 12G173 | SUMP | 1 | |
| 72 | AJM501 | GASKET, sump, 2 piece | 1 | |
| 73 | LZB10005 | SEAL, sump to main cap, front & rear | 2 | |
| 74 | 88G257 | DRAIN PLUG, sump | 1 | |
| 75 | 6K638 | WASHER, copper, drain plug | 1 | |
| 76 | SH604041 | SCREW, sump securing, 9/16" long | 14 | |
| 77 | 2K5197 | WASHER, oval | 14 | |
| 78 | 12G3503 | PLUG, oil gallery | 2 | |
| 80 | GFE107 | FILTER, oil | 1 | |
| 81 | 301422 | RING, sealing | 1 | |
| 82 | 3H2143 | CLIP, locking | 1 | |
| 83 | SH604041 | SCREW | 1 | early to (e) 320829 |
| 84 | GHF331 | WASHER, spring | 1 | |
| 85 | GHF300 | WASHER, plain | 1 | |
| 86 | 2A134 | BRACKET, filter to block | 1 | |

Tecalemit Filter Type

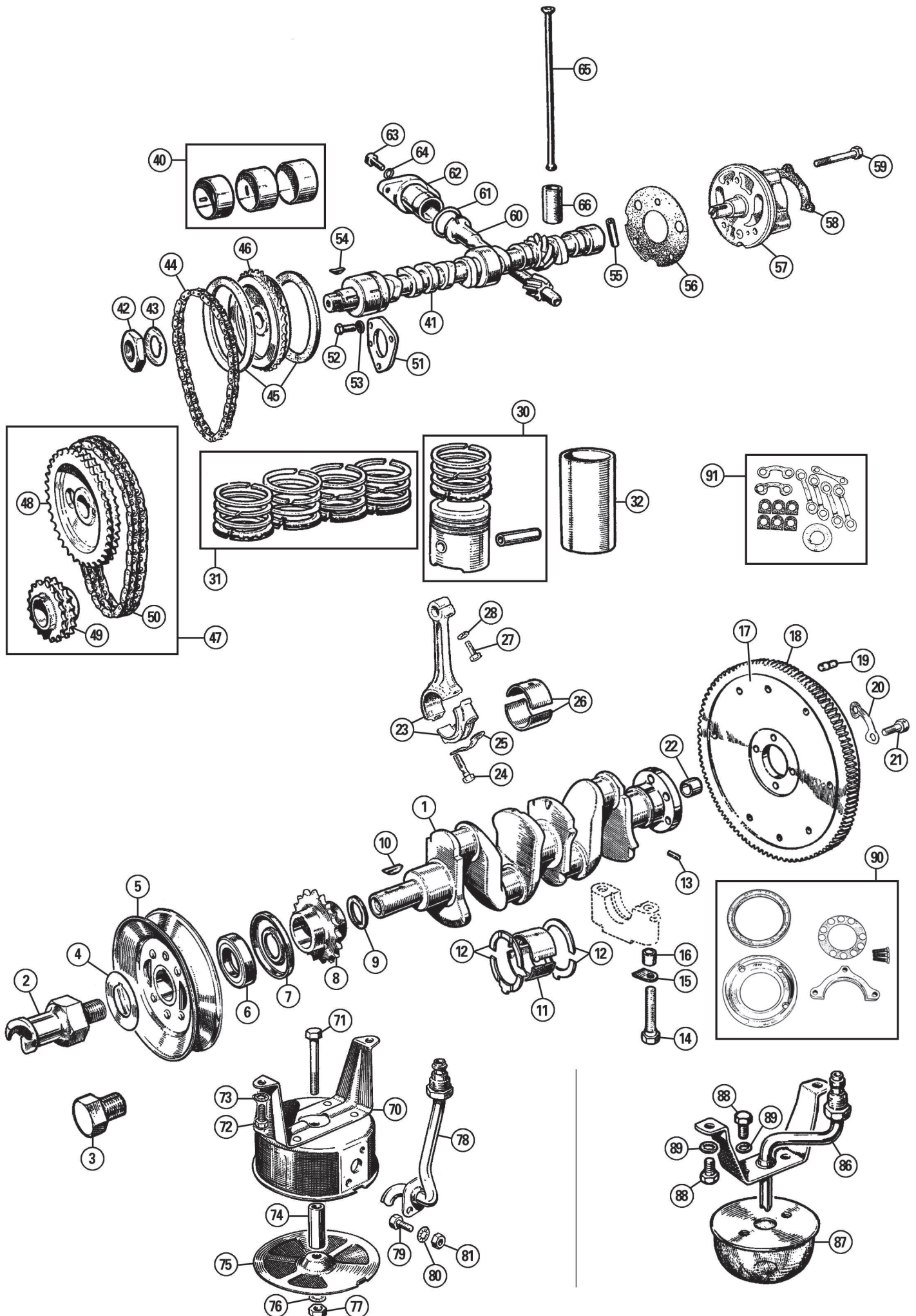
| | | | | |
|-----|----------|-------------------------------|---|---------------|
| 90 | 88G538 | PIPE, filter head to block | 1 | |
| 91 | 2A715 | BOLT, banjo, pipe to block | 1 | |
| 92 | AED172 | WASHER, sealing | 2 | |
| 93 | AEA657 | ADAPTOR, filter head to block | 1 | |
| 94 | 88G402B | GASKET | 2 | |
| 95 | 17H945 | FILTER HEAD, Tecalemit type | 1 | |
| 96 | BH506281 | BOLT, filter head, 3.5" long | 2 | alternatives |
| | BH506301 | BOLT, filter head, 3.25" long | 2 | check length |
| 97 | GHF333 | WASHER, locking | 2 | |
| 98 | GHF165 | SCREW, adaptor to block | 2 | |
| 99 | GHF333 | WASHER, locking | 2 | |
| 100 | 8G684 | OIL FILTER, felt element | 1 | |
| | GFE103 | OIL FILTER, paper element | 1 | includes seal |
| 101 | 1K372 | CLIP, plate retaining | 1 | |
| 102 | 17H846 | PLATE, pressure | 1 | |
| 103 | 2K5820 | WASHER, felt | 1 | |
| 104 | 17H1765 | WASHER, plain | 1 | |
| 105 | 7H1764 | SPRING | 1 | |
| 106 | 13H998 | SEALING RING, large | 1 | |
| 107 | 17H944 | BOWL, filter housing | 1 | |
| 108 | 7H1759 | SEALING RING, small | 1 | |
| 109 | 17H1172 | COLLAR, centre bolt | 1 | |
| 110 | 17H943 | BOLT | 1 | |

Purolator Filter Type

| | | | | |
|-----|----------|-------------------------------|---|---------------|
| 115 | 88G538 | PIPE, filter head to block | 1 | |
| 116 | 2A715 | BOLT, banjo, pipe to block | 1 | |
| 117 | AED172 | WASHER, sealing | 2 | |
| 118 | AEA657 | ADAPTOR, filter head to block | 1 | |
| 119 | 88G402B | GASKET | 2 | |
| 120 | 17H9463 | FILTER HEAD, Purolator type | 1 | |
| 121 | BH506281 | BOLT, filter head, 3.5" long | 2 | alternatives |
| | BH506301 | BOLT, filter head, 3.75" long | 2 | check length |
| 122 | GHF333 | WASHER, locking | 2 | |
| 123 | GHF165 | SCREW, adaptor to block | 2 | |
| 124 | GHF333 | WASHER, locking | 2 | |
| 125 | 8G684 | OIL FILTER, felt element | 1 | |
| | GFE103 | OIL FILTER, paper element | 1 | includes seal |
| 126 | 27H2573 | CLIP, plate retaining | 1 | |
| 127 | 17H846 | PLATE, pressure | 1 | |
| 128 | 7H28 | SEALING WASHER | 1 | |
| 129 | GHF302 | WASHER, plain | 1 | |
| 130 | 500319 | SPRING | 1 | |
| 131 | 12A1591 | SEALING RING, large | 1 | |
| 132 | 17H1169 | BOWL, filter housing | 1 | |
| 133 | 508380 | SEALING RING, small | 1 | |
| 134 | 17H1172 | COLLAR | 1 | |
| 135 | 37H689 | BOLT | 1 | |

Spin-On Filter Conversion

| | | | | |
|-----|---------|--|---|--|
| 136 | GFK1001 | OIL FILTER KIT, spin-on conversion (Converts to spin-on type filter, will fit all Tecalemit and most Purolator filter heads). | 1 | |
| 137 | GFE166 | OIL FILTER, spin-on (Use with GFK1001 spin-on conversion kit and spin-on filter heads if already fitted). | 1 | |



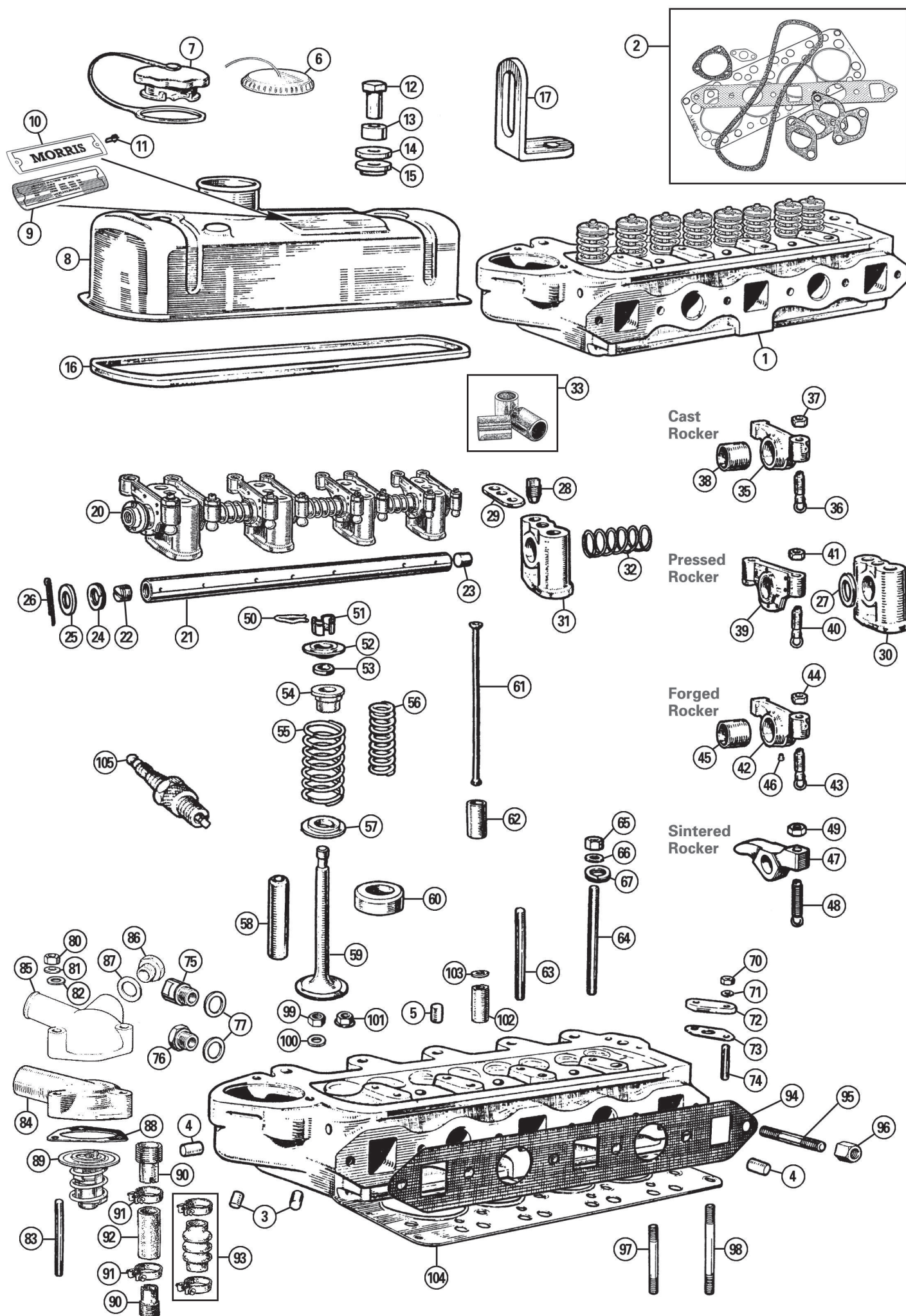
| ill. | Part Number | Description | Req. | Details |
|--|-------------|--|------|--|
| Internal Engine | | | | |
| 1 | 2A851E | CRANKSHAFT, recon./exchange | 1 | 803cc, with bearings |
| | 2A828E | CRANKSHAFT, recon./exchange | 1 | 948cc, with bearings |
| | 8G2732E | CRANKSHAFT, recon./exchange | 1 | 1098cc, with bearings |
| 2 | 2A260 | BOLT, crank pulley (With starter handle drive). | 1 | |
| 3 | AEA312 | BOLT, crank pulley (Without starter handle drive). | 1 | |
| 4 | 12A398 | LOCKTAB, crank pulley bolt | 1 | |
| 5 | CAM6323 | PULLEY, crankshaft | 1 | |
| 6 | 2K7140 | SEAL, felt, crank/timing cover | 1 | use with timing cover 2A552 |
| | 88G561 | SEAL, rubber, crank/timing cover | 1 | use with timing cover 12A1419 |
| 7 | 2A1015 | OIL THROWER, cupped | 1 | single row timing chain |
| | 12A1148 | OIL THROWER | 1 | modified, for use with 12G2506 cover |
| 8 | 8G725 | CRANK GEAR, single row 'simplex' | 1 | |
| 9 | 6K628 | SHIM | a/r | |
| 10 | 6K836 | KEY, timing gear to crank | 1 | |
| 11 | 8G2222 | MAIN BEARING SET, engine set, std. | 1 | |
| | 8G2222/10 | MAIN BEARING SET, engine set, +0.010" | 1 | |
| | 8G2222/20 | MAIN BEARING SET, engine set, +0.020" | 1 | 948cc |
| | 8G2222/30 | MAIN BEARING SET, engine set, +0.030" | 1 | |
| | 8G2222/40 | MAIN BEARING SET, engine set, +0.040" | 1 | |
| | 8G2332 | MAIN BEARING SET, engine set, std. | 1 | |
| | 8G2332/10 | MAIN BEARING SET, engine set, +0.010" | 1 | |
| | 8G2332/20 | MAIN BEARING SET, engine set, +0.020" | 1 | 1098cc |
| | 8G2332/30 | MAIN BEARING SET, engine set, +0.030" | 1 | |
| | 8G2332/40 | MAIN BEARING SET, engine set, +0.040" | 1 | |
| | 8G2332/HD | MAIN BEARING SET, engine set, std. | 1 | 1098cc |
| | 8G2332/10HD | MAIN BEARING SET, engine set, +0.010" | 1 | Heavy Duty |
| | 8G2332/20HD | MAIN BEARING SET, engine set, +0.020" | 1 | |
| | 8G2332/30HD | MAIN BEARING SET, engine set, +0.030" | 1 | |
| | 8G2332/40HD | MAIN BEARING SET, engine set, +0.040" | 1 | |
| 12 | 1A1716A | THRUST WASHER SET, engine set, std. | 1 | 803-948cc |
| | 1A1716A/5 | THRUST WASHER SET, engine set, +0.005" | 1 | |
| | BHM1292 | THRUST WASHER SET, engine set, std. | 1 | |
| | BHM1292/3 | THRUST WASHER SET, engine set, +0.003" | 1 | 1098cc |
| | BHM1292/10 | THRUST WASHER SET, engine set, +0.010" | 1 | |
| 13 | 1G1167 | RESTRICTOR, oil feed to crankshaft | 4 | |
| 14 | 12A1910 | BOLT, main bearing cap | 6 | |
| 15 | 6K927 | LOCKTAB, main bearing cap | 6 | |
| 16 | 2A54 | COLLAR | 6 | |
| 17 | 2A516E | FLYWHEEL ASSEMBLY, recon./exchange (Refaced with new dowels & ring gear). | 1 | 803cc |
| | AEA594E | FLYWHEEL ASSEMBLY, recon./exchange (Refaced with new dowels & ring gear). | 1 | 948cc |
| | 12G1802E | FLYWHEEL ASSEMBLY, recon./exchange (Refaced with new dowels & ring gear). | 1 | 1098cc |
| 18 | 2A381 | RING GEAR | 1 | 803cc |
| | AEA596 | RING GEAR | 1 | 948cc |
| | 12G290 | RING GEAR | 1 | 1098cc |
| 19 | 1G2984 | DOWEL, clutch cover | 2 | |
| 20 | 2K7816 | LOCK TAB, flywheel bolts | 2 | |
| 21 | 6K630 | BOLT, flywheel | 4 | 803-948cc |
| | 51K1029 | BOLT, flywheel | 4 | 1098cc |
| 22 | 1A1559 | SPIGOT BUSH, 5/8" OD | 1 | |
| 23 | 12A1627 | CON ROD, 1 & 3 cylinders | 2 | 803-948cc |
| | 12A1627R | CON ROD, 1 & 3 cylinders | 2 | Recon/Exchange |
| | 12A1626 | CON ROD, 2 & 4 cylinders | 2 | 803-948cc |
| | 12A1626R | CON ROD, 2 & 4 cylinders | 2 | Recon/Exchange |
| | 12G126R | CON ROD, 1 & 3 cylinders | 2 | 1098cc Recon/Exchange |
| | 12G123R | CON ROD, 2 & 4 cylinders | 2 | 1098cc Recon/Exchange |
| 24 | 2A619 | BOLT, con rod | 8 | 803cc |
| | 2A659 | BOLT, con rod | 8 | 948-1098cc |
| | 12G2217 | BOLT, con rod | 8 | 1098cc Spridget engines with 10CC engine no. |
| Note: 12G2217 con rod bolts can be used in tuned, balanced 948cc & 1098cc engines but must be fitted in a set of 8 to maintain engine balance. | | | | |
| 25 | 2A660 | LOCK TAB, con rod bolt | 4 | |
| 26 | 8G2203 | CON ROD BEARING SET, standard | 1 | |
| | 8G220310 | CON ROD BEARING SET, +0.010" | 1 | |
| | 8G220320 | CON ROD BEARING SET, +0.020" | 1 | 803cc |
| | 8G220330 | CON ROD BEARING SET, +0.030" | 1 | |
| | 8G220340 | CON ROD BEARING SET, +0.040" | 1 | |
| | 8G220350 | CON ROD BEARING SET, +0.050" | 1 | |
| | 8G220360 | CON ROD BEARING SET, +0.060" | 1 | |
| | 8G2198 | CON ROD BEARING SET, standard | 1 | |
| | 8G2198/10 | CON ROD BEARING SET, +0.010" | 1 | |
| | 8G2198/20 | CON ROD BEARING SET, +0.020" | 1 | 948-1098cc |
| | 8G2198/30 | CON ROD BEARING SET, +0.030" | 1 | |
| | 8G2198/40 | CON ROD BEARING SET, +0.040" | 1 | |
| | 8G2198HD | CON ROD BEARING SET, standard | 1 | 948-1098cc |
| | 8G2198/10HD | CON ROD BEARING SET, +0.010" | 1 | Heavy Duty |
| | 8G2198/20HD | CON ROD BEARING SET, +0.020" | 1 | |
| | 8G2198/30HD | CON ROD BEARING SET, +0.030" | 1 | |
| | 8G2198/40HD | CON ROD BEARING SET, +0.040" | 1 | |
| 27 | 51K1382 | BOLT, small end clamp | 4 | 803-948cc |
| 28 | GHF322 | WASHER, spring | 4 | 803-948cc |
| 30 | 2A1011 | PISTON SET, engine set c/w rings, std. | 1 | |

| ill. | Part Number | Description | Req. | Details |
|---|-------------|---|------|---------------------------------------|
| | 2A1011/20 | PISTON SET, engine set c/w rings, +0.020" | 1 | |
| | 2A1011/30 | PISTON SET, engine set c/w rings, +0.030" | 1 | 803cc, 7.2:1 C.R. |
| | 2A1011/40 | PISTON SET, engine set c/w rings, +0.040" | 1 | |
| | 2A1011/60 | PISTON SET, engine set c/w rings, +0.060" | 1 | |
| | 12A187 | PISTON SET, engine set c/w rings, std. | 1 | |
| | 12A187/20 | PISTON SET, engine set c/w rings, +0.020" | 1 | |
| | 12A187/30 | PISTON SET, engine set c/w rings, +0.030" | 1 | 948cc, 8.3:1 C.R. |
| | 12A187/40 | PISTON SET, engine set c/w rings, +0.040" | 1 | |
| | 12A187/60 | PISTON SET, engine set c/w rings, +0.060" | 1 | |
| | 8G2441 | PISTON SET, engine set c/w rings, std. | 1 | |
| | 8G2441/20 | PISTON SET, engine set c/w rings, +0.020" | 1 | |
| | 8G2441/30 | PISTON SET, engine set c/w rings, +0.030" | 1 | 1098cc, 8.9:1 C.R. |
| | 8G2441/40 | PISTON SET, engine set c/w rings, +0.040" | 1 | |
| | 8G2441/60 | PISTON SET, engine set c/w rings, +0.060" | 1 | |
| 31 | BHM1161 | PISTON RING SET, engine set, standard | 1 | |
| | BHM1161/20 | PISTON RING SET, engine set, +0.020" | 1 | |
| | BHM1161/30 | PISTON RING SET, engine set, +0.030" | 1 | 948cc 4 & 5 ring |
| | BHM1161/40 | PISTON RING SET, engine set, +0.040" | 1 | |
| | BHM1161/60 | PISTON RING SET, engine set, +0.060" | 1 | |
| (These piston rings can be used for both 4 & 5 ring pistons. Discard one oil ring per piston for original Hepolite 4 ring pistons). | | | | |
| | BHM1162 | PISTON RING SET, engine set, standard | 1 | |
| | BHM1162/20 | PISTON RING SET, engine set, +0.020" | 1 | |
| | BHM1162/30 | PISTON RING SET, engine set, +0.030" | 1 | 1098cc 4 & 5 ring pistons |
| | BHM1162/40 | PISTON RING SET, engine set, +0.040" | 1 | |
| | BHM1162/60 | PISTON RING SET, engine set, +0.060" | 1 | |
| (These piston rings can be used for both 4 & 5 ring pistons. Discard one oil ring per piston for original Hepolite 4 ring pistons). | | | | |
| 32 | 2A784 | LINER, cylinder block, standard size | 4 | 803-948cc |
| | 2A518 | LINER, cylinder block, standard size | 4 | 1098cc |
| | BHM1211 | CAM BEARING SET | 1 | 948-1098cc |
| 40 | 2A297 | CAMSHAFT | 1 | 803-948cc |
| | AEA630 | CAMSHAFT | 1 | 1098cc |
| Note: The original 803-948cc camshaft (part no: 2A297) is no longer available. Use the 1098cc camshaft (part no: AEA630). | | | | |
| 42 | 6K629 | NUT, cam gear | 1 | |
| 43 | 2A759 | LOCKTAB, cam gear | 1 | |
| 44 | 3H2127 | TIMING CHAIN, single row 'simplex' | 1 | |
| 45 | 8G549 | TENSIONER RING | 2 | |
| 46 | 12G4337 | CAM GEAR, single row 'simplex' | 1 | |
| 47 | AJJ3325 | TIMING CHAIN KIT, double row 'duplex' | 1 | conversion kit |
| | TMG10828 | TIMING CHAIN KIT, vernier, duplex | 1 | conversion kit |
| 48 | 12G1397 | CAM GEAR, double row 'duplex' | 1 | |
| 49 | 12G1699 | CRANK GEAR, double row 'duplex' | 1 | |
| 50 | 2H4905UR | TIMING CHAIN, double row 'duplex' | 1 | high quality |
| | 2H4905 | TIMING CHAIN, double row 'duplex' | 1 | |
| | 2H4905Z | TIMING CHAIN, double row 'duplex' | 1 | aftermarket |
| 51 | AHU2379 | LOCATING PLATE, camshaft | 1 | |
| 52 | GHF117 | SCREW, camshaft plate to block | 3 | |
| 53 | GHF321 | WASHER, shake-proof | 3 | |
| 54 | WKN505 | KEY, cam gear | 1 | |
| 55 | 2A299 | PIN, oil pump drive | 1 | |
| 56 | GUG705560GM | GASKET, oil pump to block | 1 | |
| 57 | GLP142 | OIL PUMP, pin drive | 1 | |
| 58 | 12G926 | LOCKTAB, oil pump | 1 | |
| 59 | BH604141 | BOLT, oil pump | 3 | |
| 60 | 12G4499 | SPINDLE, distributor drive | 1 | |
| 61 | 13H2792 | 'O' RING | 1 | for 12A1136 |
| 62 | 1G1300 | HOUSING, distributor | 1 | |
| | 2A612 | HOUSING, distributor | 1 | from (e) 225190 |
| | 12A1136 | HOUSING, distributor | 1 | alternative to 2A612 use with 13H2792 |
| 63 | GHF117 | SCREW, housing to block | 2 | |
| 64 | GHF321 | WASHER, star | 2 | |
| 65 | 2A14 | PUSH ROD | 8 | |
| 66 | 2A13 | CAM FOLLOWER | 8 | |
| 70 | 8G610 | STRAINER BODY | 1 | |
| 71 | BH605161 | BOLT, strainer body | 1 | |
| 72 | SH604041 | SCREW, strainer to block | 2 | |
| 73 | GHF321 | WASHER, shake-proof | 2 | |
| 74 | 1K1382 | SPACER | 1 | |
| 75 | 1G1989 | COVER, strainer bottom | 1 | to (e) 320829 |
| 76 | GHF321 | WASHER, shake-proof | 1 | |
| 77 | GHF201 | NUT | 1 | |
| 78 | 2A41 | PIPE, oil suction | 1 | |
| 79 | SH604051 | BOLT | 2 | |
| 80 | GHF321 | WASHER, shake-proof | 2 | |
| 81 | GHF200 | NUT | 2 | |
| 86 | 2A957 | PIPE, oil suction | 1 | 803-948cc |
| | 12A451 | PIPE, oil suction | 1 | 1098cc |
| 87 | 2A668 | STRAINER, mesh | 1 | |
| 88 | SH604041 | SCREW | 4 | |
| 89 | GHF321 | WASHER, shake-proof | 4 | |

Rear Crankshaft Oil Seal Conversion

This seal kit prevents the common problem of oil leaks from the rear of the crankshaft.

| | | | | |
|----|-----------|------------------------------------|---|------------|
| 90 | MGS108322 | OIL SEAL CONVERSION, lip type seal | 1 | 948-1098cc |
| 91 | GFK1002 | LOCKTAB SET, ENGINE | 1 | 803-1098cc |



| ill. | Part Number | Description | Req. | Details |
|----------------------|-------------|---|------|-----------|
| Cylinder Head | | | | |
| 1 | 12A1455LFE | CYLINDER HEAD, recon./exchange (Lead-free reconditioned cylinder head assembly with valves, guides & springs. Casting number 12A1456). | 1 | 803-948cc |
| | 28G193LF | CYLINDER HEAD, recon./exchange (Lead-free reconditioned cylinder head assembly with valves, guides & springs. Casting number 2A629). | 1 | 948cc |
| | 28G191LF | CYLINDER HEAD, recon./exchange (Lead-free reconditioned cylinder head assembly with valves, guides & springs. Casting number 12G202). | 1 | 1098cc |

Please note: Exchange items are subject to a surcharge.

| | | | | |
|----|-------------|--|---|----------------|
| 2 | AJM101 | GASKET SET, 'De Coke', head set | 1 | 803cc |
| | AJM102 | GASKET SET, 'De Coke', head set | 1 | 948-1098cc |
| | AJM102Z | GASKET SET, 'De Coke', head set, a/market | 1 | |
| 3 | 12G2092 | PLUG, water holes, jointing face of head | 3 | |
| 4 | AEA771 | PLUG, water holes, at either end of head | 2 | |
| 5 | 12G3503 | PLUG, oil holes (Plug for oil holes at either end of head and hole on top of face of head). | 5 | |
| 6 | 8G612 | OIL CAP, metal | 1 | 803-948cc |
| | 8G612CP | OIL CAP, metal, chrome | 1 | alternative |
| 7 | 12A402 | OIL CAP, plastic, non-vented | 1 | 1098cc |
| | GFE6003 | OIL CAP, plastic, vented | 1 | alternative |
| 8 | 2A257 | ROCKER COVER, straight pipe | 1 | 803-948cc |
| | 12A1196 | ROCKER COVER, no pipe | 1 | 1098cc |
| 9 | CRCP350 | PLATE 'Patent' | 1 | |
| | CRST137 | DECAL 'Weslake Patent' | 1 | |
| 10 | CRCP364 | PLATE 'Morris' | 1 | |
| | CRST135 | DECAL 'Morris' | 1 | |
| 11 | AHA9999 | RIVET, blind, plate to rocker cover | 4 | |
| | GHF600 | RIVET, 'pop', plate to rocker cover | 4 | |
| 12 | 2A150 | NUT, rocker cover | 2 | |
| | 2A150CP | NUT, chrome, rocker cover | 2 | |
| 13 | 1B2925 | SPACER | 2 | |
| | CAM6921 | SPACER, chrome | 2 | |
| 14 | 1A2156 | CUP WASHER | 2 | |
| | 12G679 | CUP WASHER, chrome | 2 | |
| 15 | 12A1358 | GROMMET, rocker cover | 2 | |
| 16 | GUG705009VC | GASKET, rocker cover | 1 | |
| | 296-006 | GASKET, rocker cover, silicone | 1 | standard cover |
| | 296-007 | GASKET, rocker cover, silicone | 1 | alloy cover |
| 17 | 12A1968 | LIFTING EYE (Fit lifting eyes for engine removal/replacement only). | 2 | |
| 20 | 12A1950K | ROCKER ASSEMBLY, recon./exchange (Reconditioned rocker shaft assembly built with new shaft, rocker arm bushes). | 1 | |
| 21 | 12A1950 | ROCKER SHAFT, with end plugs | 1 | |
| | 12A1950Z | ROCKER SHAFT, aftermarket | 1 | |

Note: Original rocker shafts were located by the front pedestal. The front pedestal also acts as an oil feed pipe for the rocker shaft & rockers. Our rocker shafts are machined so they can be located by either the first or second pedestal. Ensure the pedestal selected for the front position has the small oil feed hole in the bottom face that feeds to the rocker shaft.

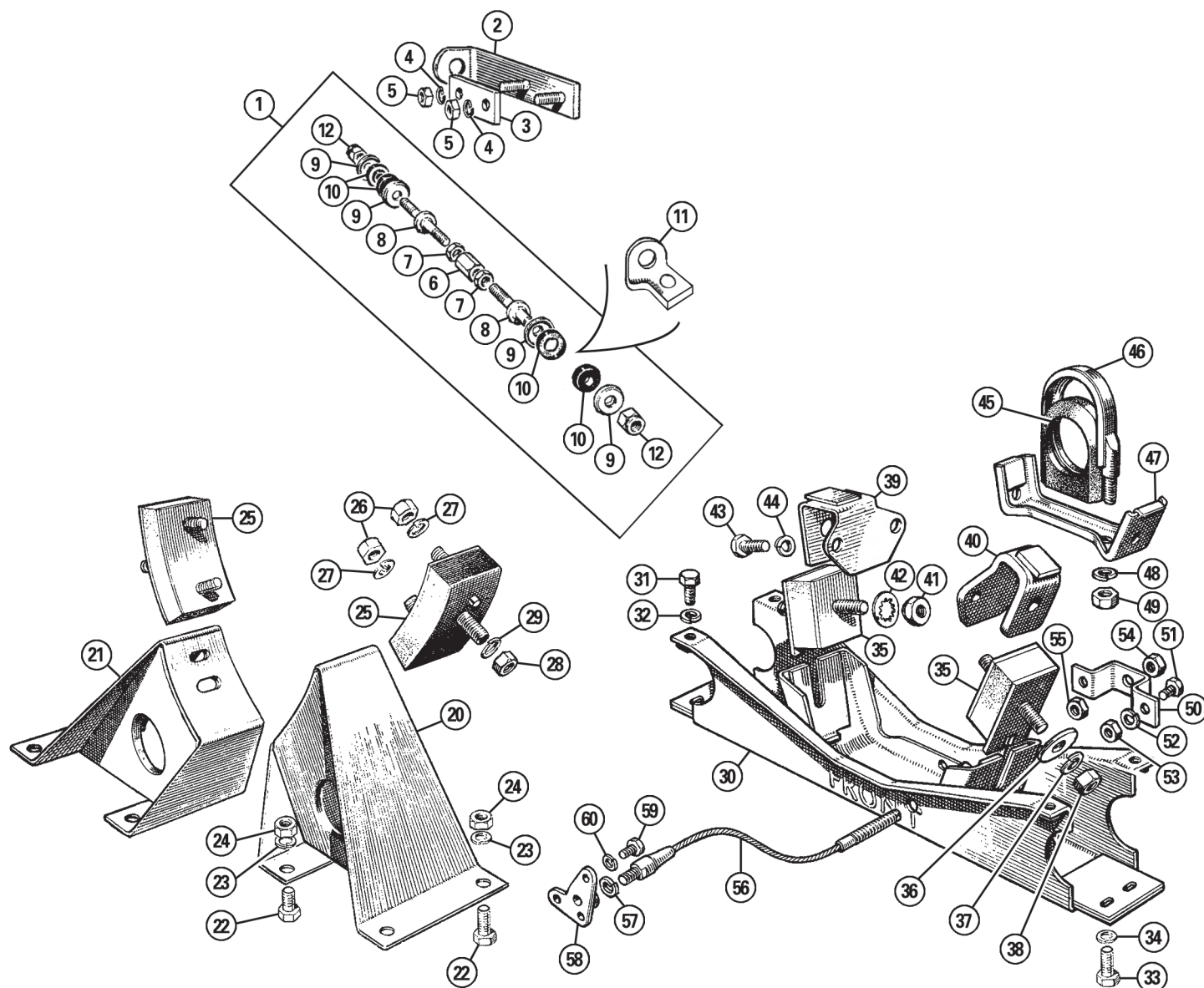
| | | | | |
|----|---------|--|-----|-----------------------|
| 22 | 2K4608 | PLUG, screwed | a/r | |
| 23 | 6K878 | PLUG, plain | a/r | |
| 24 | 2A18 | WASHER, spring, double coil | 2 | |
| 25 | 6K555 | WASHER, plain | 2 | |
| 26 | GHF502 | SPLIT PIN | 2 | |
| 27 | AEG169 | WASHER, spacing tension springs | 6 | |
| 28 | 2A258 | PEG, rocker shaft locating | 1 | |
| 29 | 2A259 | PLATE, SCREW RETAINING | 1 | |
| 30 | 12G1926 | PEDESTAL, rocker shaft (Use in positions 1, 3 & 4). | 3 | with oil feed hole |
| 31 | 12G1927 | PEDESTAL, rocker shaft (With tapped hole for rocker shaft locating peg. Use in position 2). | 1 | without oil feed hole |
| 32 | 6K556 | SPRING, rocker spacing | 3 | |
| 33 | CAEG392 | SPACER SET, rocker | 1 | |

Note: The friction and side loads on the rockers can be reduced and the location improved by using a steel spacer set instead of the rocker shaft springs.

| | | | | |
|----|---------|--|---|-----------------------------|
| 35 | 2A553 | ROCKER ARM, cast | 8 | cast type rocker arms |
| 36 | 12A1215 | SCREW, rocker adjusting | 8 | |
| 37 | 6K654 | NUT, locking | 8 | |
| 38 | 2A21 | BUSH, rocker (Bush must be reamed & drilled). | 8 | |
| 39 | 2A964 | ROCKER ARM, pressed | 8 | pressed type rocker arms |
| 40 | 12A1215 | SCREW, rocker adjusting | 8 | |
| 41 | 6K654 | NUT, locking | 8 | |

Note: Original rocker arms are no longer available, they were either cast (2A553), or pressed steel (2A964). They can be replaced by using forged rockers (12G1221) or sintered steel rockers (CAM289). It is advisable to replace them in matched sets due to the difference in weight compared with the existing rockers.

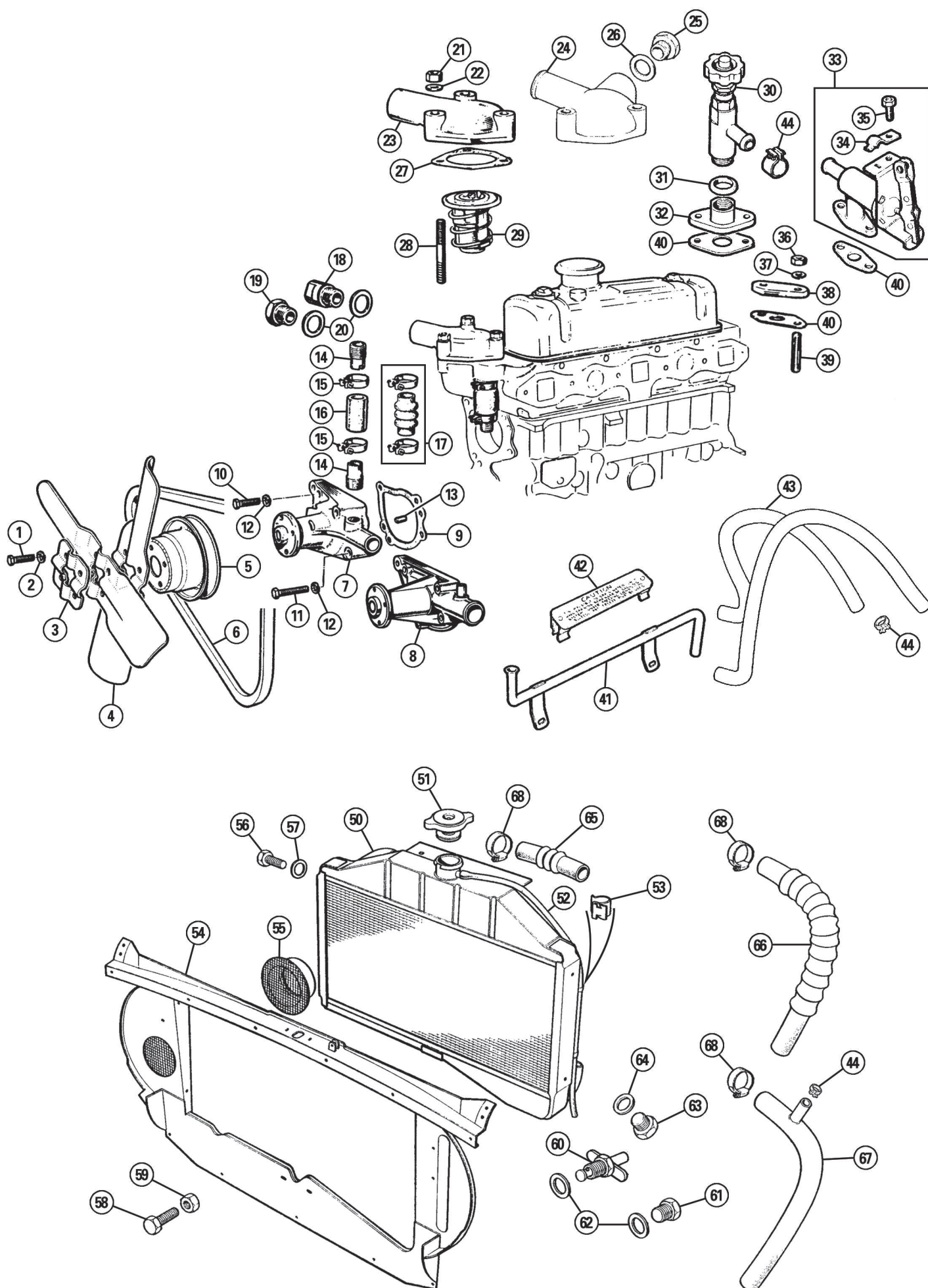
| ill. | Part Number | Description | Req. | Details |
|------|-------------|--|------|------------------------|
| 42 | 12G1221 | ROCKER ARM, forged, bushed (Must be reamed to suit rocker shaft). | 8 | |
| 43 | AEG167 | SCREW, rocker adjusting | 8 | forged type |
| 44 | NT605041 | NUT, locking | 8 | rocker arms |
| 45 | 2A21 | BUSH, rocker (Bush must be reamed & drilled). | 8 | |
| 46 | 5C2436 | RIVET, rocker arm | 8 | |
| 47 | CAM289 | ROCKER ARM, sintered | 8 | sintered type |
| 48 | 12H3376 | SCREW, rocker adjusting | 8 | rocker arms |
| 49 | 51K1178 | NUT, locking | 8 | |
| 50 | 2A12 | CLIP, valve collet | 8 | |
| 51 | 2A11 | COLLET, split type | 16 | |
| 52 | 88G616 | VALVE CAP, upper | 8 | |
| 53 | 2A879 | SEAL, valve stem | 8 | |
| 54 | 2A545 | SHROUD, retainer | 8 | 803-948cc |
| 55 | AEA311 | VALVE SPRING, outer (Use for single spring applications). | 8 | |
| 56 | AEA401 | VALVE SPRING, inner (Use for double spring applications). | 8 | |
| | AEA401K | VALVE SPRING SET, double spring (Set includes 8 pairs of springs. Use double springs to reduce valve bounce at high engine speeds). | 1 | |
| 57 | AEA403 | COLLAR, valve spring, lower (Use for double spring applications). | 8 | |
| 58 | 12A186 | VALVE GUIDE | 8 | |
| 59 | 2A877 | VALVE, inlet, 1.094" head diameter | 4 | 803-948cc |
| | AEA574 | VALVE, inlet, 1.156" head diameter | 4 | 1098cc |
| | 12G296 | VALVE, inlet, 1.215" head diameter | 4 | 1098cc |
| | AEA434 | VALVE, exhaust, 1" head diameter | 4 | 803-1098cc |
| 60 | 2A639 | VALVE SEAT, inlet, 27.8mm | 4 | 948cc |
| | AEA762 | VALVE SEAT, inlet, 29.38mm | 4 | 948cc |
| | 159904 | VALVE SEAT, inlet, 31.9mm | 4 | 1098cc |
| | 12G721 | VALVE SEAT, inlet, 31mm | 4 | 1098cc |
| | 2A640 | VALVE SEAT, exhaust, standard | 4 | 803-1098cc |
| | AEA763 | VALVE SEAT, exhaust, 1.5mm oversize | 4 | 803-1098cc |
| 61 | 2A14 | PUSHROD | 8 | |
| 62 | 2A13 | TAPPET | 8 | |
| 63 | 51K1473 | STUD, rocker pedestal, short | 2 | |
| 64 | 51K885 | STUD, rocker pedestal, long | 2 | |
| 65 | GHF201 | NUT, rocker pedestal | 4 | |
| 66 | GHF332 | WASHER, spring | 4 | |
| 67 | GHF301 | WASHER | 4 | |
| 70 | GHF200 | NUT, plain | 2 | |
| 71 | GHF331 | WASHER, spring | 2 | |
| 72 | 2A180 | BLANKING PLATE, heater outlet | 1 | when heater not fitted |
| 73 | 88G221 | GASKET | 1 | |
| 74 | 53K402 | STUD, heater outlet | 2 | |
| 75 | 11K2846 | ADAPTOR, temperature transmitter | a/r | if fitted |
| 76 | ADP210 | PLUG, blanking, cylinder head | 1 | |
| 77 | AED172 | WASHER, sealing, copper | 1 | alternatives |
| | 1B3664 | WASHER, sealing, fibre | 1 | |
| 80 | GHF201 | NUT | 3 | |
| 81 | GHF332 | WASHER, spring | 3 | |
| 82 | GHF301 | WASHER, plain | 3 | |
| 83 | CHS2515 | STUD | 3 | water outlet elbow |
| 84 | AEA306 | HOUSING, thermostat | 1 | |
| 85 | 12A408 | HOUSING, thermostat | 1 | tapped for temp gauge |
| 86 | ADP210 | PLUG, blanking, thermostat housing | 1 | |
| 87 | AED172 | WASHER, sealing, copper | 1 | alternatives |
| | 1B3664 | WASHER, sealing | 1 | |
| 88 | GTG101 | GASKET, thermostat housing, cork | a/r | standard material |
| | GTG101X | GASKET, thermostat housing, Klingersil | a/r | uprated material |
| 89 | GTS102 | THERMOSTAT, 74°C | a/r | hot climate |
| | GTS104 | THERMOSTAT, 82°C | a/r | standard |
| | GTS106 | THERMOSTAT, 88°C | a/r | cold climate |
| 90 | 12A2075 | ADAPTOR, bypass hose | 1 | |
| 91 | GGT1117X | CLIP, hose | 2 | |
| 92 | GZA2083 | HOSE, bypass | 1 | |
| | GZA2083X | HOSE, bypass, silicone | 1 | |
| 93 | GZA2083Z | HOSE REPAIR KIT, bypass hose | 1 | |
| 94 | AJM601 | GASKET, manifold | 1 | |
| 95 | FHS2513 | STUD, manifold | 6 | |
| 96 | GHF261 | NUT, brass (Use 2 for outer studs if long inner studs used). | 6/2 | |
| | GHF261A | NUT, brass, double length (Easy fitting on centre 4 studs). | 4 | |
| 97 | CAM151 | STUD, cylinder head, short | 5 | |
| 98 | CAM150 | STUD, cylinder head, long | 4 | |
| 99 | 51K1193 | NUT, cylinder head, standard | 9 | |
| 100 | 12H2178 | WASHER, plain | 9 | |
| 101 | 51K1193B | NUT, cylinder head, flanged/uprated | 9 | |
| 102 | ACH8516 | NUT, adaptor for air cleaner | 2 | |
| 103 | GHF301 | WASHER, spacing, air cleaner adaptor | a/r | |
| 104 | GUG197HG | GASKET, cylinder head | 1 | |
| | MST207 | GASKET, cylinder head, copper | 1 | alternative |
| 105 | BP6ES | SPARK PLUG | 4 | |



| Ill. | Part Number | Description | Req. | Details |
|------|-------------|-------------|------|---------|
|------|-------------|-------------|------|---------|

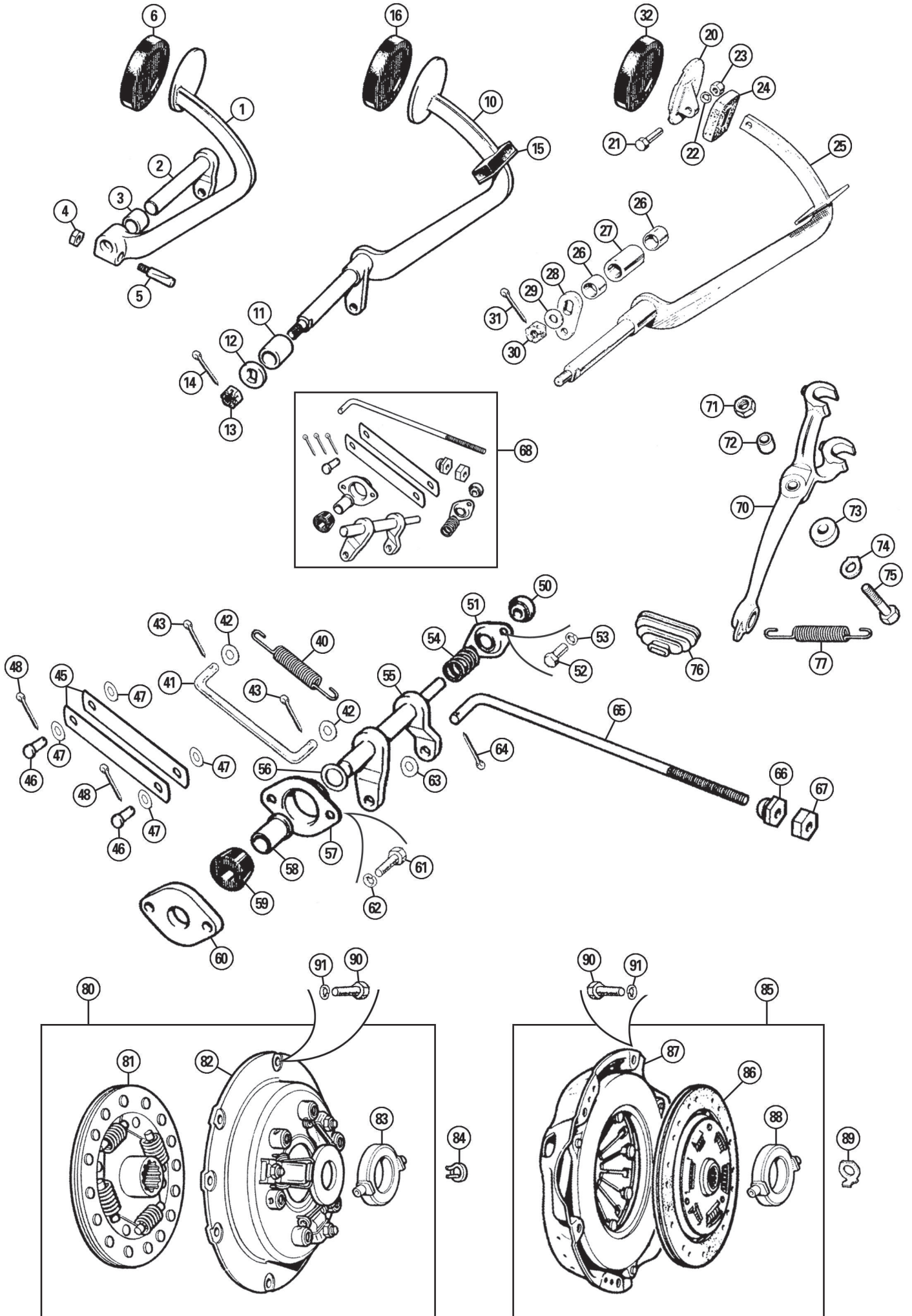
Engine Mountings

| | | | | |
|----|----------|---|---|-----------------|
| 1 | 18G8974 | TIE ROD KIT (Includes items: 6, 7, 8, 9, 10 & 12). | 1 | |
| 2 | ACA5143 | BRACKET, tie rod to body | 1 | |
| 3 | ACA5142 | PLATE, reinforcing | 1 | |
| 4 | GHF332 | WASHER, spring | 2 | |
| 5 | GHF201 | NUT | 2 | |
| 6 | ACA5141 | NUT, adjusting | 1 | |
| 7 | NT605041 | NUT, locking | 2 | |
| 8 | ACA5140 | TIE ROD | 2 | |
| 9 | ACA5379 | CUP WASHER, bushes | 4 | |
| 10 | AAA1316 | BUSH, rubber | 4 | |
| 11 | ACA5144 | BRACKET, tie rod to engine | 1 | |
| 12 | GHF222 | NUT, tie rod to brackets | 2 | |
| 20 | AAA3770 | BRACKET, LH, front engine mounting | 1 | |
| 21 | AAA3769 | BRACKET, RH, front engine mounting | 1 | |
| 22 | GHF103 | SCREW, bracket to chassis, 1" long | 8 | |
| 23 | GHF332 | WASHER, spring | 8 | |
| 24 | GHF201 | NUT | 8 | |
| 25 | AHA5484Z | MOUNTING, rubber, engine | 2 | |
| 26 | GHF201 | NUT, mounting to front plate | 4 | |
| 27 | GHF332 | WASHER, spring | 4 | |
| 28 | GHF202 | NUT, mounting to bracket | 2 | |
| 29 | GHF333 | WASHER, spring | 2 | |
| 30 | AAA4849 | CROSSMEMBER, gearbox support | 1 | |
| 31 | AJD6255Z | BOLT, crossmember to floor | 4 | |
| 32 | GHF332 | WASHER, spring | 4 | |
| 33 | AJD6255Z | BOLT, cross member to chassis | 4 | |
| 34 | GHF332 | WASHER, spring | 4 | |
| 35 | AAA3768 | MOUNTING, rubber, gearbox | 2 | |
| 36 | PWZ206 | WASHER, plain | 2 | |
| 37 | GHF333 | WASHER, spring | 2 | |
| 38 | GHF202 | NUT, mounting to crossmember | 2 | |
| 39 | ACA5370 | BRACKET, RH, mounting packing | 1 | |
| 40 | ACA5371 | BRACKET, LH, mounting packing | 1 | |
| 41 | ACA5372 | NUT, special | 2 | |
| 42 | LWZ410 | WASHER, shake-proof | 2 | |
| 43 | SH505061 | SCREW, bracket to gearbox | 4 | |
| 44 | GHF332 | WASHER, spring | 4 | |
| 45 | 184180 | MOUNTING, rubber, gearbox tail | 1 | |
| 46 | 184177 | RETAINER | 1 | |
| 47 | 184176 | BRACKET | 1 | 803cc to |
| 48 | GHF332 | WASHER, spring | 2 | (g) J101 |
| 49 | GHF201 | NUT | 2 | |
| 50 | ACA5107 | BRACKET, cable to crossmember | 1 | |
| 51 | PMZ308 | SCREW, bracket to rear crossmember | 2 | |
| 52 | WL700101 | WASHER, spring | 2 | |
| 53 | FNZ103 | NUT | 2 | |
| 54 | GHF201 | NUT, cable to bracket | 1 | |
| 55 | NT605041 | NUT, locking | 1 | from (c) 264013 |
| 56 | ACA5106 | CABLE, engine steady | 1 | |
| 57 | GHF332 | WASHER, spring | 1 | |
| 58 | ACA5108 | BRACKET, cable to gearbox | 1 | |
| 59 | GHF101 | SCREW, bracket to gearbox | 3 | |
| 60 | GHF331 | WASHER, spring | 3 | |



| ill. | Part Number | Description | Req. | Details |
|-----------------------|-------------|---|------|----------------------------------|
| Cooling System | | | | |
| 1 | GHF117 | SCREW, fan to pump pulley | 4 | |
| 2 | GHF331 | WASHER, spring | 4 | |
| 3 | 2A803 | STIFFENER PLATE, fan blade | 1 | |
| 4 | AEA301 | FAN BLADE (Use 2 blades if greater cooling is required). | 1/2 | |
| 5 | CAM6239 | PULLEY | 1 | |
| | CAM6239A | PULLEY, aluminium | 1 | |
| 6 | GCB10825 | FAN BELT, 825mm | 1 | Late 803-948cc with dynamo |
| | GCB10813 | FAN BELT, 813mm | 1 | 1098cc with dynamo |
| | GCB10925 | FAN BELT, 925mm | 1 | 1098cc with alternator |
| 7 | GWP132 | WATER PUMP, cast iron body | 1 | |
| 8 | GWP134 | WATER PUMP, uprated flow, alloy body | 1 | |
| 9 | 88G215 | GASKET, water pump | 1 | |
| 10 | SH605101 | SCREW, short, water pump to block | 2 | |
| 11 | BH605151 | BOLT, long, water pump to block | 2 | |
| 12 | GHF332 | WASHER, spring | 4 | |
| 13 | 12A1344 | DOWEL, pump to block | 2 | use with cast iron water pump |
| | 12G2077 | DOWEL, pump to block | 2 | use with alloy pump |
| 14 | 12A2075 | ADAPTOR, bypass hose | a/r | |
| 15 | GGT1117X | CLIP, hose | 2 | |
| 16 | GZA2083 | HOSE, bypass | 1 | |
| | GZA2083X | HOSE, bypass, silicone | 1 | |
| 17 | GZA2083Z | HOSE REPAIR KIT, bypass hose (Can be fitted without removing water pump or cylinder head Ideal for emergency repairs). | 1 | |
| 18 | 11K2846 | ADAPTOR, temperature transmitter | a/r | |
| 19 | ADP210 | PLUG, blanking, cylinder head | 1 | |
| 20 | AED172 | WASHER, sealing, copper | 1 | alternatives |
| | 1B3664 | WASHER, sealing, fibre | 1 | |
| 21 | GHF201 | NUT | 3 | |
| 22 | GHF332 | WASHER, spring | 3 | |
| 23 | AEA306 | HOUSING, thermostat | 1 | |
| 24 | 12A408 | HOUSING, thermostat | 1 | tapped for temp gauge |
| 25 | ADP210 | PLUG, blanking, thermostat housing | 1 | |
| 26 | 1B3664 | WASHER, sealing | 1 | |
| 27 | GTG101 | GASKET, thermostat, cork | 1 | |
| | GTG101X | GASKET, thermostat, Klingsil | 1 | uprated material |
| 28 | CHS2515 | STUD, thermostat housing | 3 | |
| 29 | GTS102 | THERMOSTAT, 74°C, hot climate | a/r | |
| | GTS104 | THERMOSTAT, 82°C, standard | a/r | |
| | GTS106 | THERMOSTAT, 88°C, cold climate | a/r | |
| 30 | 88G588 | HEATER TAP | 1 | to (c) 1039563 |
| 31 | AAA836 | WASHER, sealing | 1 | approx. |
| 32 | ACA5456 | ADAPTOR, heater valve to head | 1 | |
| 33 | JJC10018 | HEATER VALVE, cable operated type | 1 | |
| 34 | 27H1193 | CLAMP, cable | 1 | (c) 1039564 on |
| 35 | 53K126 | SCREW, clamp | 1 | approx. |
| 36 | GHF200 | NUT, plain | 2 | |
| 37 | GHF331 | WASHER, spring | 2 | |
| 38 | 2A180 | BLANKING PLATE, heater outlet | 1 | when heater not fitted |
| 39 | 53K402 | STUD, heater tap | 2 | |
| 40 | 88G221 | GASKET | 1 | |
| 41 | ACA5514 | PIPE, heater return | 1 | |
| 42 | CRCP303 | PLATE, 'Caution', heater pipe | 1 | |
| 43 | 14A9973 | HOSE, heater inlet from tap | 1 | |
| | ACA8176 | HOSE, outlet to return pipe (Original hoses are not currently available. Use GRH1006M x 2). | 1 | |
| | GRH1006M | HOSE, universal, heater | a/r | sold per metre |
| 44 | GHC11022 | HOSE CLIP, band type, stainless | 5 | alternatives |
| | CS4013 | HOSE CLIP, wire type | 5 | |
| 50 | ARA97 | RADIATOR, large tank (ARA97 is not currently available. We suggest using the late type radiator ARA213). | 1 | early |
| | ARA97E | RADIATOR, recon./exchange | | |
| | ARA213 | RADIATOR, small tank, new (Supplied without drain tap). | 1 | late |
| | ARA213E | RADIATOR, recon./exchange | 1 | |
| 51 | GRC103 | RADIATOR CAP, 4 psi | 1 | |
| | GRC103SS | RADIATOR CAP, 4 psi, stainless steel | 1 | |
| | GRC101 | RADIATOR CAP, 7 psi | 1 | |
| | GRC101SS | RADIATOR CAP, 7 psi, stainless steel | 1 | |
| 52 | GRH1001M | HOSE, overflow, green PVC | 1 | sold per metre |
| | GRH1005 | HOSE, overflow, black rubber, 13" | 1 | |
| | GRH1005M | HOSE, overflow, black rubber | 1 | sold per metre |
| 53 | ARA951 | CLIP, overflow to radiator | a/r | |
| 54 | ADA1616 | COWL, radiator | 1 | approx. to (c) 1039563 |

| ill. | Part Number | Description | Req. | Details |
|------|-------------|-------------------------------------|------|---------------------------|
| | ARA189 | COWL, radiator | 1 | approx. (c) 1039564 on |
| 55 | ARA1937 | GRILLE, air inlet | 1 | |
| 56 | AJD6254Z | BOLT, radiator to cowl | 4 | |
| 57 | GHF332 | WASHER, spring | 4 | |
| 58 | AJD1032 | BOLT, cowl to front panel | 3 | to (c) 291140 |
| | AJD6155Z | BOLT, cowl to front panel | 8 | (c) 291140 up |
| 59 | AJD8012Z | NUT | 3 | for AJD1032 |
| | AJD8104 | NUT | 8 | for AJD6155Z |
| 60 | ARH515 | TAP, radiator drain | 1 | early type |
| | 88G291 | TAP, radiator drain | 1 | late type |
| 61 | ARA1618 | PLUG, radiator drain | 1 | alternate to 88G291 |
| 62 | ARH517 | WASHER, sealing | 1 | |
| 63 | ARA615 | PLUG | 1 | when heater not fitted |
| 64 | ARA616 | WASHER, sealing | 1 | for ARA615 |
| 65 | GRH246 | HOSE, top | 1 | |
| 66 | ACA8237 | HOSE, bottom, without heater return | 1 | |
| 67 | GRH241 | HOSE, bottom, with heater return | 1 | |
| 68 | GHC11035 | HOSE CLIP, band type, stainless | 2 | alternatives |
| | CS4020 | HOSE CLIP, wire type | 2 | |



| ill. | Part Number | Description | Req. | Details |
|--|-------------|--|------|---------------------|
| Clutch Pedals, Linkages & Mechanism | | | | |
| Clutch Pedals & Linkages | | | | |
| Clutch Pedal: RHD (to (c) 433612) | | | | |
| 1 | AAA1493 | CLUTCH PEDAL | 1 | |
| 2 | ACA5006 | SHAFT, with lever | 1 | |
| 3 | AAA1423 | BUSH | 2 | |
| 4 | AJD8104 | NUT, 1/4" BSF | 1 | |
| 5 | AAA1492 | COTTER | 1 | |
| 6 | ACA5359 | PEDAL RUBBER | 1 | |
| Clutch Pedal: RHD (from (c) 433613) | | | | |
| 10 | ACA5222 | CLUTCH PEDAL | 1 | |
| 11 | AAA1939 | SPACER | 1 | |
| 12 | ACA5228 | WASHER, locating | 1 | |
| 13 | AJD8406Z | NUT | 1 | |
| 14 | GHF502 | SPLIT PIN | 1 | |
| 15 | AAA1938 | PAD, pedal sealing | 1 | |
| 16 | ACA5359 | PEDAL RUBBER | 1 | |
| Clutch Pedal: LHD | | | | |
| 20 | AAA1736 | PEDAL PAD, metal | 1 | |
| 21 | 320-370 | SCREW, 5/16" BSF | 1 | |
| | GHF103 | SCREW, 5/16" UNF | 1 | alternative |
| 22 | GHF332 | WASHER, spring | 1 | |
| 23 | AJD8105Z | NUT, 5/16" BSF | 1 | |
| | GHF201 | NUT, 5/16" UNF | 1 | alternative |
| 24 | AAA1938 | PAD, pedal sealing | 1 | |
| 25 | AAA3752 | CLUTCH PEDAL | 1 | |
| 26 | AAA1423 | BUSH | 1/2 | |
| 27 | AAA1939 | SPACER | 1 | from (c) 434584 |
| 28 | ACA5003 | CLUTCH LEVER | 1 | to (c) 578026 |
| | ACA5442 | CLUTCH LEVER | 1 | from (c) 578027 |
| 29 | GHF302 | WASHER | 1 | |
| 30 | AJD8406Z | NUT | 1 | |
| 31 | GHF502 | SPLIT PIN | 1 | |
| 32 | ACA5359 | PEDAL RUBBER | 1 | |
| Clutch Linkage | | | | |
| 40 | 1G5999 | SPRING, pedal return | 1 | to (c) 990289 |
| | AAA531 | SPRING, pedal return | 1 | from (c) 990290 |
| 41 | ACA5002 | ROD, 1/4" dia, pedal to relay | 1 | 803-948cc |
| 42 | AWZ104 | WASHER | 2 | to (c) 990289 |
| 43 | GHF502 | SPLIT PIN | 2 | use with 1/4" rods |
| 45 | ACA5437 | PLATE, pedal to relay | 2 | 1098cc |
| 46 | CLZ515 | CLEVIS PIN, 5/16" | 2 | from (c) 990290 |
| 47 | GHF301 | WASHER, plain | 4 | use with 5/16" rods |
| 48 | GHF502 | SPLIT PIN | 2 | |
| 50 | ACA5121 | BEARING, spherical, relay shaft | 1 | |
| 51 | 2A5025 | RETAINER, bearing | 1 | |
| 52 | SH604041 | BOLT, 1/4 UNF | 2 | |
| 53 | GHF331 | WASHER, spring | 4 | |
| 54 | AAA3751 | SPRING, relay shaft | 1 | |
| 55 | ACA5007 | RELAY SHAFT, with levers | 1 | 1/4" holes |
| | ACA5440 | RELAY SHAFT, with levers | 1 | 1/4" holes |
| | ACA8149 | RELAY SHAFT, with levers | 1 | 5/16" holes |
| 56 | ARH517 | WASHER, fibre | 1 | |
| 57 | AAA3748 | BRACKET | 1 | |
| 58 | AAA3750 | BUSH, relay shaft | 1 | |
| 59 | AAA1626 | BUSH, relay shaft, rubber | 1 | |
| | AAA1626SP | BUSH, relay shaft, polyurethane | 1 | uprated alternative |
| 60 | AAA3749 | PACKING, bracket | 1 | RHD |
| 61 | GHF117 | BOLT, 1/4" UNF | 2 | |
| 62 | GHF331 | WASHER, spring | 4 | |
| 63 | GHF301 | WASHER, plain | 1 | |
| 64 | GHF502 | SPLIT PIN | 1 | |
| 65 | 184125 | ROD, relay shaft to clutch fork, 1/4" | 1 | to (c) 198689 |
| | ACA5004 | ROD, relay shaft to clutch fork, 1/4" | 1 | from (c) 198690 |
| | ACA8158 | ROD, relay shaft to clutch fork, 5/16" | 1 | from (c) 990290 |
| 66 | 2A5022 | NUT, rod end, 1/4" UNF | 1 | to (c) 198689 |
| | ACA5009 | NUT, rod end, 5/16" UNF | 1 | from (c) 198690 |
| 67 | JN2107 | NUT, locking, 1/4" UNF | 1 | to (c) 198689 |
| | NT605041 | NUT, locking, 5/16" UNF | 1 | from (c) 198690 |
| 68 | ACA8149K | LINKAGE KIT, clutch mechanism, 5/16" | 1 | |
| (Inc items: 45, 46, 48, 50, 51, 54, 55, 56, 57, 58, 59, 64, 65, 66, 67). | | | | |

Note: The original clutch linkage used 1/4" rods which were found to be too weak. With the introduction of 1098cc models the linkage mechanism was upgraded to use plates between the pedal & relay shaft and a 5/16" rod from the relay shaft to the clutch fork. Only the late 5/16" type linkage is available. It can be retro-fitted to early cars but the clutch pedal hole needs to be drilled out.

| ill. | Part Number | Description | Req. | Details |
|------------------------|-------------|---------------------------------|------|-------------------|
| | 22A22 | CLUTCH FORK | 1 | from (e) 9M/U/101 |
| | | | | H543009 |
| | 22G166 | CLUTCH FORK | 1 | 1098cc |
| 71 | GHF201 | NUT | 1 | |
| 72 | 2A3006 | BUSH, clutch fork | 1 | |
| 73 | 22G135 | SPACER, clutch fork | 1 | 1098cc LHD |
| 74 | 2K5813 | LOCKTAB | 1 | |
| 75 | 2A3289 | BOLT, fork pivot | 1 | 803-948cc |
| | | | | & 1098cc RHD |
| | 22G136 | BOLT, fork pivot | 1 | 1098cc LHD |
| 76 | 22H1337 | GAITER, clutch fork | 1 | |
| 77 | AAA1628 | SPRING, clutch fork | 1 | |
| Clutch Friction | | | | |
| 80 | GCK254AF | CLUTCH KIT | 1 | 803-948cc |
| | GCK254BB | CLUTCH KIT, B&B aftermarket | 1 | |
| | GCK254Z | CLUTCH KIT, aftermarket | 1 | |
| 81 | GCP102 | CLUTCH PLATE | 1 | |
| 82 | GCC132 | CLUTCH COVER ASSEMBLY | 1 | |
| 83 | GRB101 | RELEASE BEARING | 1 | |
| 84 | 7H3048 | CLIP, release bearing | 2 | |
| 85 | GCK260 | CLUTCH KIT | 1 | 1098cc |
| | GCK260BB | CLUTCH KIT, B&B aftermarket | 1 | |
| | GCK260Z | CLUTCH KIT, aftermarket | 1 | |
| 86 | GCP103AF | CLUTCH PLATE | 1 | |
| 87 | GCC114 | CLUTCH COVER ASSEMBLY | 1 | |
| | GCC114BB | CLUTCH COVER, B&B, aftermarket | 1 | |
| 88 | GRB102 | RELEASE BEARING | 1 | |
| 89 | 13H783 | CLIP, release bearing | 2 | |
| 90 | SH605061 | SCREW, clutch cover to flywheel | 6 | |
| 91 | GHF332 | WASHER, spring | 6 | |

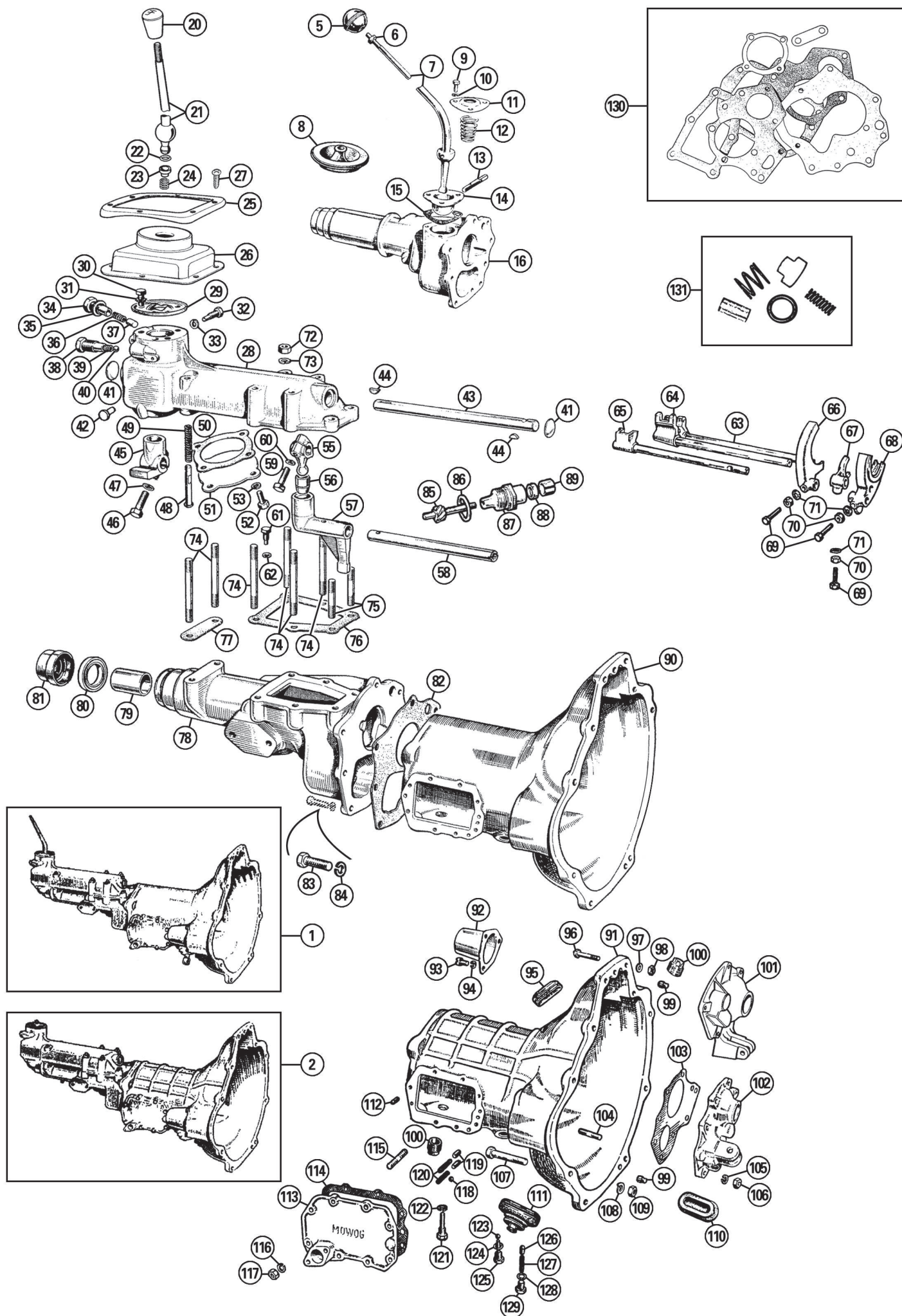


Clutch Alignment Tool

This accurate replica of the input shaft features a finger loop to allow easy removal once the clutch has been correctly installed.

| | | |
|----------|-----------------------|---|
| GAC5053A | CLUTCH ALIGNMENT TOOL | 1 |
|----------|-----------------------|---|

| | | | | |
|----|--------|-------------|---|-----------------|
| 70 | 2A3089 | CLUTCH FORK | 1 | to (e) 9M/U/101 |
| | | | | H543008 |



ill. Part Number Description Req. Details

Gearbox

External Gearbox

Reconditioned Exchange Gearboxes

| | | | | |
|---|---------|---|---|--------|
| 1 | 28G162R | GEARBOX ASSEMBLY, recon./exchange 1 ('Smooth case', LHD). | 1 | 948cc |
| | 28G163R | GEARBOX ASSEMBLY, recon./exchange 1 ('Smooth case', RHD). | 1 | |
| 2 | 38G483R | GEARBOX ASSEMBLY, recon./exchange 1 ('Ribbed case', LHD). | 1 | 1098cc |
| | 38G482R | GEARBOX ASSEMBLY, recon./exchange 1 ('Ribbed case', RHD). | 1 | |

Rear Extension & Gear Lever: 803cc

| | | | | |
|----|---------|--------------------------------|---|---------------|
| 5 | ACA5205 | GEAR KNOB | 1 | |
| 6 | FNP205 | NUT | 1 | |
| 7 | 2A3399 | GEAR LEVER | 1 | to (c) 557450 |
| 8 | ACA5208 | GAITER, rubber, gear lever | 1 | to (c) 448800 |
| 9 | GHF117 | BOLT | 3 | |
| 10 | GHF331 | WASHER, spring | 3 | |
| 11 | 2A3309 | RETAINER, gear lever | 1 | |
| 12 | 2A3067 | SPRING | 1 | |
| 13 | 2A3311 | PEG | 1 | |
| 14 | 2A3308 | SEAT, gear lever | 1 | |
| 15 | 2A3310 | GASKET, seat to rear extension | 1 | |
| 16 | 2A3326 | REAR EXTENSION | 1 | |

Rear Extension & Remote Gear Lever: 948-1098cc

| | | | | |
|----|-----------|--|-----|------------------|
| 20 | 22G110 | GEAR KNOB | 1 | 948cc |
| | 22G1860 | GEAR KNOB | 1 | 1098cc |
| 21 | 2A3417 | GEAR LEVER | 1 | 948cc |
| | 22A492 | GEAR LEVER | 1 | 1098cc |
| 22 | TRS710 /J | 'O' RING, gear lever | 1 | |
| 23 | 2A3467 | BUSH, gear lever | 1 | |
| 24 | 2A3390 | SPRING, gear lever | 1 | |
| 25 | ALA1888 | PLATE, gaiter retaining | 1 | |
| 26 | ACA8147 | GAITER, rubber, gear lever | 1 | |
| 27 | GHF424 | SCREW | 6 | |
| 28 | 2A3411 | HOUSING, remote selector | 1 | original type |
| | 22A480SR | HOUSING, remote selector (Supplied without gear lever or provision for reverse light switch). | 1 | second hand |
| | 22G671SR | HOUSING, remote selector (Supplied without gear lever, with provision for reverse light switch). | 1 | replacement unit |
| | 13H4216Z | SWITCH, reverse lights | a/r | |
| 29 | 2A3339 | PLATE, retaining | 1 | |
| 30 | SH604051 | SCREW, cover to remote housing | 3 | |
| 31 | GHF331 | WASHER, spring | 3 | |
| 32 | 1H3101 | PIN, gear lever locating | 1 | |
| 33 | GHF331 | WASHER, spring | 1 | |
| 34 | 22A85 | CAP, spring retainer | 1 | |
| 35 | AEG3122 | WASHER, sealing | 1 | |
| 36 | AEG3123 | SPRING | 1 | |
| 37 | 22A84 | PLUNGER, anti-rattle | 1 | |
| 38 | 2A3379 | PLUG, reverse detent | 1 | |
| 39 | 22A75 | SPRING, reverse detent | 1 | |
| 40 | BLS110 | BALL, reverse detent | 1 | |
| 41 | ACA4010 | CORE PLUG | 2 | |
| 42 | 2A3378 | LOCATING PIN, reverse | 1 | |
| 43 | 2A3375 | SHAFT, remote | 1 | |
| 44 | WKN404 | KEY | 2 | |
| 45 | 2A3388 | LEVER, selector, rear | 1 | |
| 46 | 2A3335 | BOLT | 1 | |
| 47 | GHF331 | WASHER, spring | 1 | |
| 48 | 1G3707 | PLUNGER, reverse | 1 | |
| 49 | 1G3863 | SPRING | 1 | |
| 50 | 2A3341 | GASKET | 1 | |
| 51 | 2A3340 | COVER | 1 | |
| 52 | SH604041 | SCREW, lower cover to remote housing | 4 | |
| 53 | GHF331 | WASHER, spring | 4 | |
| 55 | 2A3385 | SELECTOR LEVER, front | 1 | |
| 56 | 2A3468 | SELECTOR BUSH | 1 | |
| 57 | 2A3384 | CONTROL LEVER | 1 | |
| 58 | 2A3350 | CONTROL SHAFT | 1 | |
| 59 | GHF101 | SCREW | 1 | |
| 60 | GHF331 | WASHER, spring | 1 | |
| 61 | 1H3101 | LOCATING PIN | 1 | |
| 62 | GHF331 | WASHER, spring | 1 | |
| 63 | 22A198 | SELECTOR ROD, reverse | 1 | 803-948cc |
| | 22A468 | SELECTOR ROD, reverse | 1 | 1098cc |
| 64 | 2A3347 | SELECTOR ROD, 3rd and 4th | 1 | 803-948cc |
| | 22A472 | SELECTOR ROD, 3rd and 4th | 1 | 1098cc |
| 65 | 2A3305 | SELECTOR ROD, 1st and 2nd | 1 | 803-948cc |

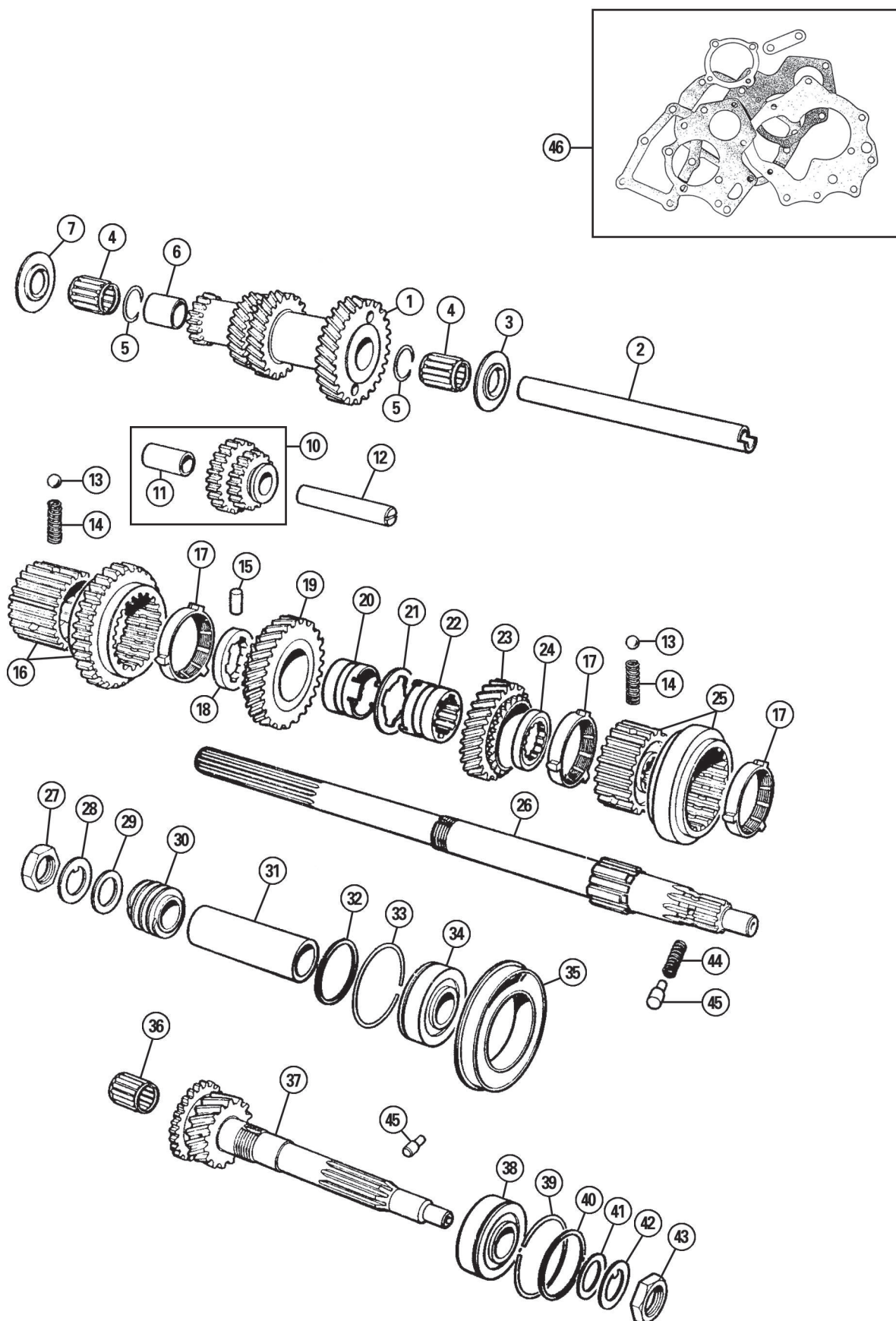
| | | | | |
|------|-------------|-------------------------------------|------|------------|
| ill. | Part Number | Description | Req. | Details |
| | 22A470 | SELECTOR ROD, 1st and 2nd | 1 | 1098cc |
| 66 | 2A3019 | SELECTOR FORK, 1st and 2nd | 1 | 803-948cc |
| | 22A469 | SELECTOR FORK, 1st and 2nd | 1 | 1098cc |
| 67 | 2A3284 | SELECTOR FORK, reverse | 1 | 803-1098cc |
| 68 | 2A3021 | SELECTOR FORK, 3rd and 4th | 1 | 803-948cc |
| | 22A471 | SELECTOR FORK, 3rd and 4th | 1 | 1098cc |
| 69 | 2A3492 | SCREW, locating fork on rod | 3 | |
| 70 | JN2107 | NUT, locking | 3 | |
| 71 | GHF321 | WASHER, shake-proof | 3 | |
| 72 | GHF201 | NUT | 6 | |
| 73 | GHF332 | WASHER, spring | 6 | |
| 74 | 53K535 | STUD, long | 6 | |
| 75 | 53K528 | STUD, short | 2 | |
| 76 | 2A3343 | GASKET, front | 1 | |
| 77 | 2A3345 | GASKET, rear | 1 | |
| 78 | 2A3367 | REAR EXTENSION, gearbox | 1 | |
| 79 | 2A3325 | BUSH, rear extension | 1 | |
| 80 | 3H2110 | WASHER, joint | 1 | |
| 81 | 2A3061 | OIL SEAL, rear | 1 | |
| 82 | 22A481 | GASKET, rear extension to gear case | 1 | |
| 83 | SH604071 | SCREW, rear extension to gear case | 9 | |
| 84 | GHF331 | WASHER, spring | 9 | |
| 85 | 2A3420 | PINION, speedometer drive | 1 | |
| 86 | 88G208 | GASKET, pinion housing | 1 | |
| 87 | 22A71 | HOUSING ASSEMBLY, pinion | 1 | |
| 88 | NKC105A | OIL SEAL | 1 | |
| 89 | 2A3255 | RETAINER, oil seal | 1 | |

Gear Case

| | | | | |
|-----|-----------|--|---|-----------|
| 90 | 28G87 | GEAR CASE, 'smooth case' | 1 | |
| 91 | 6GR52 | GEAR CASE, 'ribbed case' | 1 | |
| 92 | 1B3346 | COVER, starter pinion | 1 | |
| 93 | 53K1435 | SCREW, pinion cover | 3 | |
| 94 | GHF331 | WASHER, spring | 3 | |
| 95 | 22G199 | PLUG, bell housing, top | 1 | |
| 96 | BH605111 | BOLT, gearbox to back plate | 8 | |
| 97 | GHF332 | WASHER, spring | 8 | |
| 98 | GHF201 | NUT | 8 | |
| 99 | 1G752 | DOWEL, gearbox to backplate | 2 | |
| 100 | 2K5830 | PLUG, filler and drain | 2 | |
| | 2K5830X | PLUG, filler and drain | 2 | magnetic |
| 101 | 2A3088 | COVER, front, LHD | 1 | 803-948cc |
| | 22G124 | COVER, front, LHD | 1 | 1098cc |
| | 22G124X | COVER, front, lip seal type, LHD | 1 | |
| 102 | 2A3087 | COVER, front | 1 | 803-948cc |
| | 22G118 | COVER, front | 1 | |
| | 22G118X | COVER, front, improved (Improved spec with renewable oil seal) | 1 | 1098cc |
| | 22G118XOS | OIL SEAL, front cover replacement | 1 | |

Note: The original front cover for 1098cc gearboxes (Part Nos: 22G124 & 22G118) relied on an 'Archimedes' screw to keep the oil in the gearbox, simple, but not totally effective. Our improved front covers (Part Nos: 22G124X & 22G118X) are machined to accommodate a modern, replaceable, lip type oil seal.

| | | | | |
|-----|----------|---|---|----------------------------|
| 103 | 22G165 | GASKET, front cover | 1 | |
| 104 | 53K463 | STUD, front cover | 7 | |
| 105 | GHF331 | WASHER, spring | 7 | |
| 106 | GHF200 | NUT | 7 | |
| 107 | BH606131 | BOLT, starter & gearbox to backplate | 2 | |
| 108 | GHF333 | WASHER, spring | 2 | |
| 109 | GHF202 | NUT | 2 | |
| 110 | 2A3076 | PLUG, bell housing, lower | 1 | |
| 111 | 22H1337 | GAITER, clutch fork | 1 | |
| 112 | 2A3110 | PLUNGER, interlocking | 1 | behind rear of side cover |
| 113 | 88G214 | SIDE COVER, gearbox | 1 | |
| 114 | 2A3286 | GASKET, side cover | 1 | |
| 115 | 53K463 | STUD, side cover | 8 | |
| 116 | GHF331 | WASHER, spring | 8 | |
| 117 | GHF200 | NUT | 8 | |
| 118 | BLS110 | BALL BEARING, selector shaft | 2 | behind front of side cover |
| 119 | 2A3108 | PLUNGER | 2 | |
| 120 | 22G327 | SPRING, plunger | 2 | |
| 121 | 2A3028 | SCREW, reverse shaft locking | 1 | |
| 122 | GHF331 | WASHER, spring | 1 | |
| 123 | BLS110 | BALL BEARING, interlock | 1 | underside of gear case |
| 124 | 2K4956 | WASHER, sealing | 1 | |
| 125 | 2A3253 | PLUG, interlock ball | 1 | |
| 126 | 2A3108 | PLUNGER, reverse selector | 1 | underside of gear case |
| 127 | 22G327 | SPRING, plunger | 1 | |
| 128 | 2K4956 | SEALING WASHER | 1 | |
| 129 | 6K643 | PLUG, reverse selector | 1 | |
| 130 | BGK106 | GASKET SET, gearbox | 1 | 948-1098cc |
| 131 | SGB0002 | ANTI RATTLE KIT, gear lever (Includes items: 22, 24, 36, 37). | 1 | |

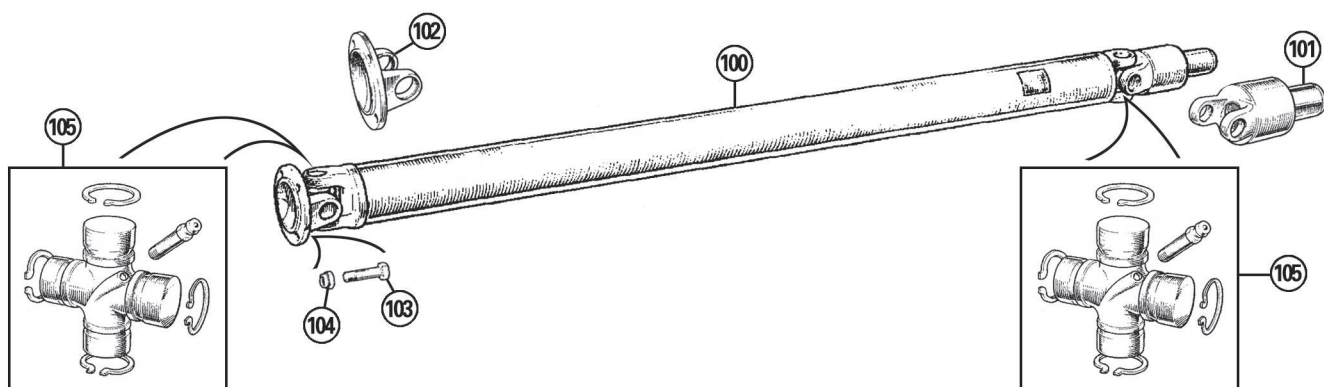
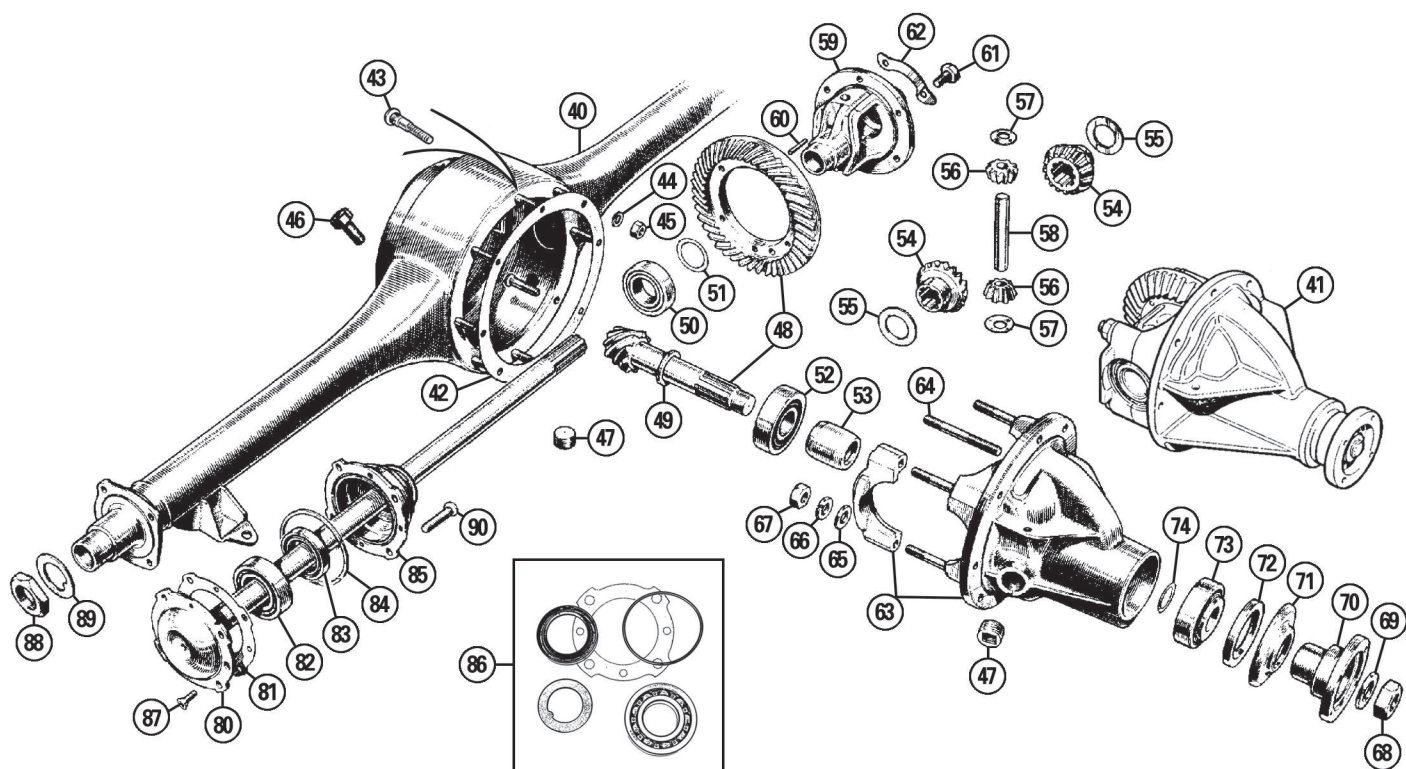
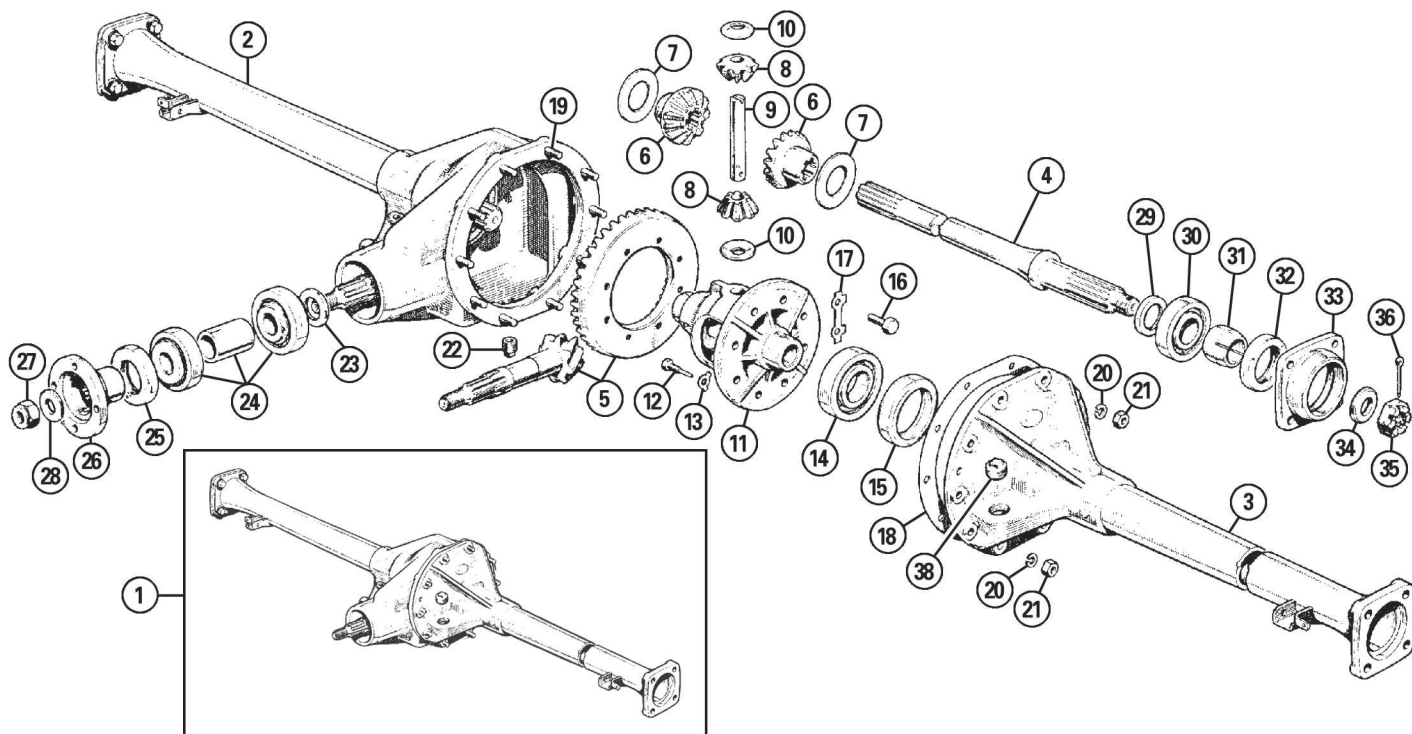


ill. Part Number Description Req. Details

Gearbox

Internal Gearbox

| | | | | |
|----|---------|-------------------------------------|-----|----------------------------------|
| 1 | 22A287 | LAYGEAR | 1 | 'smooth case' |
| | 22G83 | LAYGEAR | 1 | 'ribbed case' |
| 2 | 22G673 | LAYSHAFT | 1 | |
| | 22G673Z | LAYSHAFT | 1 | |
| 3 | 2A3023 | THRUST WASHER, front | 1 | 803cc - early 1098cc |
| | 22A1836 | THRUST WASHER, front | 1 | late 1098cc |
| 4 | 88G396 | ROLLER BEARING, laygear | 2 | |
| 5 | 22G278 | CIRCLIP | 2 | |
| 6 | 22G277 | DISTANCE PIECE | 1 | |
| 7 | 2A3024 | THRUST WASHER, rear, 0.123"/0.124" | a/r | |
| | 2A3025 | THRUST WASHER, rear, 0.125"/0.126" | a/r | |
| | 2A3026 | THRUST WASHER, rear, 0.127"/0.128" | a/r | |
| | 2A3027 | THRUST WASHER, rear, 0.130"/0.131" | a/r | |
| 10 | 22A204 | REVERSE GEAR | 1 | 'smooth case' |
| | 22A453 | REVERSE GEAR | 1 | 'ribbed case' |
| 11 | 2A3282 | BUSH, reverse gear | 1 | |
| 12 | 88G216 | SHAFT, reverse gear | 1 | |
| 13 | BLS107 | BALL BEARING, synchromesh | 6 | |
| 14 | 22A367 | SPRING, synchromesh | 6 |] alternatives |
| | 22G317 | SPRING, synchromesh | 6 | |
| 15 | 22G89 | PLUNGER | 1 | |
| 16 | 22A426 | 1st GEAR ASSEMBLY | 1 | 'smooth case' |
| | 22A460 | 1st GEAR, outer ring only | 1 | 'ribbed case' |
| 17 | 22G2033 | SYNCHRO RING | 3 | 'ribbed case' |
| 18 | 2A3042 | THRUST WASHER, rear | 1 | |
| 19 | 22A461 | GEAR, 2nd speed | 1 | 'ribbed case' |
| 20 | 2A3298 | BUSH, 2nd gear | 1 | |
| 21 | 22G374 | INTERLOCK | 1 | 'ribbed case' |
| 22 | 2A3290 | BUSH, 3rd gear | 1 | |
| 23 | 22A140 | GEAR, 3rd speed | 1 | 'smooth case' |
| | 22A462 | GEAR, 3rd speed | 1 | 'ribbed case' |
| 24 | 22A550 | THRUST WASHER, front, 0.212"/0.213" | 1 | |
| | 22A536 | THRUST WASHER, front, 0.214"/0.215" | 1 | |
| | 22A537 | THRUST WASHER, front, 0.216"/0.217" | 1 | |
| | 22A538 | THRUST WASHER, front, 0.218"/0.219" | 1 | |
| 25 | 2A3226 | SYNCHRO ASSEMBLY, 3rd & 4th gear | 1 | 'smooth case' |
| | 22G97 | SYNCHRO ASSEMBLY, 3rd & 4th gear | 1 | 'ribbed case', early |
| | 22A591 | SYNCHRO ASSEMBLY, 3rd & 4th gear | 1 | 'ribbed case', late |
| 26 | 2A3224 | MAINSHAFT, 3rd motion shaft | 1 | 'smooth case' |
| | 22G119 | MAINSHAFT, 3rd motion shaft | 1 | 'ribbed case' |
| 27 | 2K6677 | NUT | 1 | |
| 28 | 2A3035 | LOCK TAB | 1 | |
| 29 | 6K559 | WASHER | 1 | |
| 30 | 2A3371 | SPEEDO GEAR | 1 | |
| 31 | 2A3057 | DISTANCE TUBE | 1 | 'smooth case' |
| | 22A466 | DISTANCE TUBE | 1 | 'ribbed case' |
| 32 | 2K8737 | SHIM, 0.004" | a/r | |
| | 2K8738 | SHIM, 0.006" | a/r | |
| | 2K8739 | SHIM, 0.010" | a/r | |
| 33 | 6K558 | CIRCLIP | 1 | |
| 34 | 2A3245 | BEARING, mainshaft rear | 1 | 'smooth case' |
| | 22A465 | BEARING, mainshaft rear | 1 | 'ribbed case' |
| 35 | 2A3085 | HOUSING, bearing | 1 | 'smooth case' |
| | 22A463 | HOUSING, bearing | 1 | 'ribbed case' |
| 36 | 2A3034 | BUSH, mainshaft spigot | 1 | 'smooth case' |
| | CHM172 | BEARING, mainshaft spigot | 1 | 'ribbed case' |
| 37 | 22A141 | INPUT SHAFT, 1st motion shaft | 1 | 'smooth case' |
| | 22G171 | INPUT SHAFT, 1st motion shaft | 1 | 'ribbed case' |
| 38 | 2A3245 | BEARING, input shaft front | 1 | |
| 39 | 6K558 | CIRCLIP | 1 | |
| 40 | 2K8737 | SHIM, 0.004" | a/r | |
| | 2K8738 | SHIM, 0.006" | a/r | |
| | 2K8739 | SHIM, 0.010" | a/r | |
| 41 | 6K559 | WASHER | 1 | |
| 42 | 2A3035 | LOCK TAB | 1 | |
| 43 | 2K6677 | NUT | 1 | |
| 44 | 22G154 | SPRING | 1/2 |] early gearboxes] use 1 set |
| 45 | 22A495 | PEG, locating | 1/3 | |
| 46 | BGK106 | GASKET SET, gearbox | 1 | 948-1098cc |



| ill. | Part Number | Description | Req. | Details |
|------|-------------|-------------|------|---------|
|------|-------------|-------------|------|---------|

Axles & Propshaft**Rear Axle, Split Case: Series II (to (c) 228266)**

| | | | | |
|----|---------|--|-----|-----------------|
| 1 | AAA4754 | AXLE ASSEMBLY | 1 | |
| 2 | AAA1070 | TUBE & CASING, RH | 1 | |
| 3 | AAA1071 | TUBE & CASING, LH | 1 | |
| 4 | AAA1074 | AXLE SHAFT | 2 | |
| 5 | AAA1116 | CROWN WHEEL & PINION (8 tooth pinion & 43 tooth crown wheel). | 1 | |
| 6 | AAA956 | DIFFERENTIAL GEAR, sun wheel | 2 | |
| 7 | AAA957 | THRUST WASHER | 2 | |
| 8 | AAA1114 | DIFFERENTIAL GEAR, planet gear | 2 | |
| 9 | AAA958 | CROSS PIN, planet gears | 1 | |
| 10 | AAA955 | THRUST WASHER | 2 | |
| 11 | AAA1073 | CAGE, differential | 1 | to (c) 182744 |
| | AAA1117 | CAGE, differential | 1 | from (c) 182745 |
| 12 | ATC7488 | BOLT, cross pin locking | 1 | |
| 13 | ATC7489 | LOCK TAB, cross pin bolt | 1 | |
| 14 | AAA988 | BEARING, differential | 2 | |
| 15 | AAA1048 | COLLAR, differential bearing | a/r | 0.495"/12.57mm |
| | AAA1049 | COLLAR, differential bearing | a/r | 0.496"/12.60mm |
| | AAA1050 | COLLAR, differential bearing | a/r | 0.497"/12.62mm |
| | AAA1051 | COLLAR, differential bearing | a/r | 0.498"/12.65mm |
| | AAA1052 | COLLAR, differential bearing | a/r | 0.499"/12.68mm |
| | AAA1053 | COLLAR, differential bearing | a/r | 0.500"/12.70mm |
| | AAA1054 | COLLAR, differential bearing | a/r | 0.501"/12.72mm |
| | AAA1055 | COLLAR, differential bearing | a/r | 0.502"/12.75mm |
| | AAA1056 | COLLAR, differential bearing | a/r | 0.503"/12.77mm |
| | AAA1057 | COLLAR, differential bearing | a/r | 0.504"/12.80mm |
| | AAA1058 | COLLAR, differential bearing | a/r | 0.505"/12.82mm |
| | AAA1059 | COLLAR, differential bearing | a/r | 0.506"/12.85mm |
| 16 | AAA1108 | BOLT, crown wheel to cage | 8 | to (c) 182744 |
| | ATA7043 | BOLT, crown wheel to cage | 8 | from (c) 182745 |
| 17 | AAA1109 | LOCK TAB, crown wheel bolt | 4 | to (c) 182744 |
| | AAA1115 | LOCK TAB, crown wheel bolt | 4 | from (c) 182745 |
| 18 | AAA960 | GASKET, differential casing | 1 | |
| 19 | 102374 | STUD, differential casing | 10 | |
| 20 | GHF332 | WASHER, spring | 10 | |
| 21 | GHF201 | NUT, differential casing | 10 | |
| 22 | ADP104 | PLUG, drain | 1 | |
| 23 | AAA1014 | SPACER, pinion bearing | a/r | 0.116"/2.946mm |
| | AAA1015 | SPACER, pinion bearing | a/r | 0.117"/2.992mm |
| | AAA1016 | SPACER, pinion bearing | a/r | 0.118"/2.997mm |
| | AAA1017 | SPACER, pinion bearing | a/r | 0.119"/3.016mm |
| | AAA1018 | SPACER, pinion bearing | a/r | 0.120"/3.048mm |
| | AAA1019 | SPACER, pinion bearing | a/r | 0.121"/3.073mm |
| | AAA1020 | SPACER, pinion bearing | a/r | 0.122"/3.099mm |
| | AAA1021 | SPACER, pinion bearing | a/r | 0.123"/3.124mm |
| | AAA1022 | SPACER, pinion bearing | a/r | 0.124"/3.150mm |
| | AAA1023 | SPACER, pinion bearing | a/r | 0.125"/3.176mm |
| | AAA1024 | SPACER, pinion bearing | a/r | 0.126"/3.200mm |
| | AAA1025 | SPACER, pinion bearing | a/r | 0.127"/3.225mm |
| | AAA1026 | SPACER, pinion bearing | a/r | 0.128"/3.251mm |
| 24 | AAA966 | BEARING & SPACER ASSEMBLY | 1 | |
| 25 | AAA1012 | OIL SEAL, pinion | 1 | |
| 26 | AAA972 | FLANGE, pinion | 1 | |
| 27 | LNZ210 | NUT, pinion | 1 | |
| 28 | ATC7483 | WASHER, pinion | 1 | |
| 29 | AAA961 | SPACER, rear hub bearing | 2 | |
| 30 | 101434 | BEARING, rear hub | 2 | |
| 31 | AAA963 | COLLAR, oil seal | 2 | |
| 32 | 1K7796 | OIL SEAL, rear hub | 2 | |
| 33 | AAA965 | HOUSING, bearing | 2 | |
| 34 | AAA964 | WASHER, axle shaft | 2 | |
| 35 | AAA1097 | NUT, axle shaft | 2 | |
| 36 | GHF503 | SPLIT PIN, axle shaft | 2 | |
| 38 | ADP112 | PLUG, filler | 1 | |

Rear Axle, Solid Case: Series II (from (c) 228267 & 1000)

| | | | | |
|----|-----------|--|---|-----------------------------|
| 40 | BTA610 | AXLE CASE | 1 | |
| 41 | ATA7073E | DIFF. ASSY., 5.375:1, recon./exch. (8 tooth pinion & 43 tooth crown wheel). | 1 | to (c) 448800 |
| | ATA7093E | DIFF. ASSY., 4.55:1, recon./exch. (9 tooth pinion & 41 tooth crown wheel). | 1 | from (c) 448801 |
| | ATA7093EX | DIFF. ASSY., 4.55:1, recon./exch. (9 tooth pinion & 41 tooth crown wheel). | 1 | from (c) 448801 new CW&P |
| | BTA550E | DIFF. ASSY., 4.222:1, recon./exch. (9 tooth pinion & 38 tooth crown wheel). | 1 | from (c) 990290 |
| | BTA550EX | DIFF. ASSY., 4.222:1, recon./exch. (9 tooth pinion & 38 tooth crown wheel). | 1 | from (c) 990290 new CW&P |
| | BTA1222E | DIFF. ASSY., 3.9:1, recon./exch. (10 tooth pinion & 39 tooth crown wheel). | 1 | MG Midget |

| | | | | |
|----|-----------|---|-----|-----------------------|
| | BTA1222EX | DIFF. ASSY., 3.9:1, recon./exch. (10 tooth pinion & 39 tooth crown wheel). | 1 | MG Midget new CW&P |
| | BTA551E | DIFF. ASSY., 3.7:1, recon./exch. (10 tooth pinion & 37 tooth crown wheel). | 1 | MG Midget |
| | BTA551EX | DIFF. ASSY., 3.7:1, recon./exch. (10 tooth pinion & 37 tooth crown wheel). | 1 | MG Midget new CW&P |
| 42 | 2A7027 | GASKET, differential to axle case | 1 | |
| 43 | 2A7226 | STUD, differential | 8 | |
| 44 | GHF332 | WASHER, spring | 8 | |
| 45 | GHF201 | NUT, differential to axle case | 8 | |
| 46 | 21H6060 | BREATHER | 1 | |
| 47 | 6K499 | PLUG, filler & drain | 2 | |
| 48 | ATA7040 | CROWN WHEEL & PINION, 5.375:1 (8 tooth pinion & 43 tooth crown wheel). | 1 | to (c) 448800 |
| | 8G7129 | CROWN WHEEL & PINION, 4.55:1 (9 tooth pinion & 41 tooth crown wheel). | 1 | from (c) 448801 |
| | BTA539 | CROWN WHEEL & PINION, 4.222:1 (9 tooth pinion & 38 tooth crown wheel). | 1 | from (c) 990290 |
| | BTA1223 | CROWN WHEEL & PINION, 3.90:1 (10 tooth pinion & 39 tooth crown wheel). | 1 | MG Midget |
| | BTA535 | CROWN WHEEL & PINION, 3.70:1 (10 tooth pinion & 37 tooth crown wheel). | 1 | MG Midget |
| 49 | ATA7055 | SHIM, pinion, 0.116" | a/r | to (c) 990289 |
| | ATA7054 | SHIM, pinion, 0.118" | a/r | |
| | ATA7053 | SHIM, pinion, 0.120" | a/r | |
| | ATA7052 | SHIM, pinion, 0.122" | a/r | |
| | ATA7051 | SHIM, pinion, 0.124" | a/r | |
| | ATA7050 | SHIM, pinion, 0.126" | a/r | |
| | ATA7049 | SHIM, pinion, 0.128" | a/r | |
| | ATA7048 | SHIM, pinion, 0.130" | a/r | |
| | ATA7130 | SHIM, pinion, 0.116" | a/r | from (c) 990290 |
| | ATA7129 | SHIM, pinion, 0.118" | a/r | |
| | ATA7128 | SHIM, pinion, 0.120" | a/r | |
| | ATA7127 | SHIM, pinion, 0.122" | a/r | |
| | ATA7126 | SHIM, pinion, 0.124" | a/r | |
| | ATA7125 | SHIM, pinion, 0.126" | a/r | |
| | ATA7124 | SHIM, pinion, 0.128" | a/r | |
| | ATA7123 | SHIM, pinion, 0.130" | a/r | |
| 50 | 2K5943 | BEARING, differential | 2 | |
| 51 | 2K7779 | SHIM, diff bearing, 0.002" | a/r | |
| | ATA7269 | SHIM, diff bearing, 0.003" | a/r | |
| | 2K7778 | SHIM, diff bearing, 0.004" | a/r | |
| | 2A7271 | SHIM, diff bearing, 0.010" | a/r | |
| 52 | 104556 | BEARING, pinion, inner | 1 | to (c) 990289 |
| | ATA7166A | BEARING, pinion, inner | 1 | from (c) 990290 |
| 53 | ATA7046 | SPACER | 1 | to (c) 990289 |
| | BTA532 | SPACER, collapsible | 1 | from (c) 990290 |

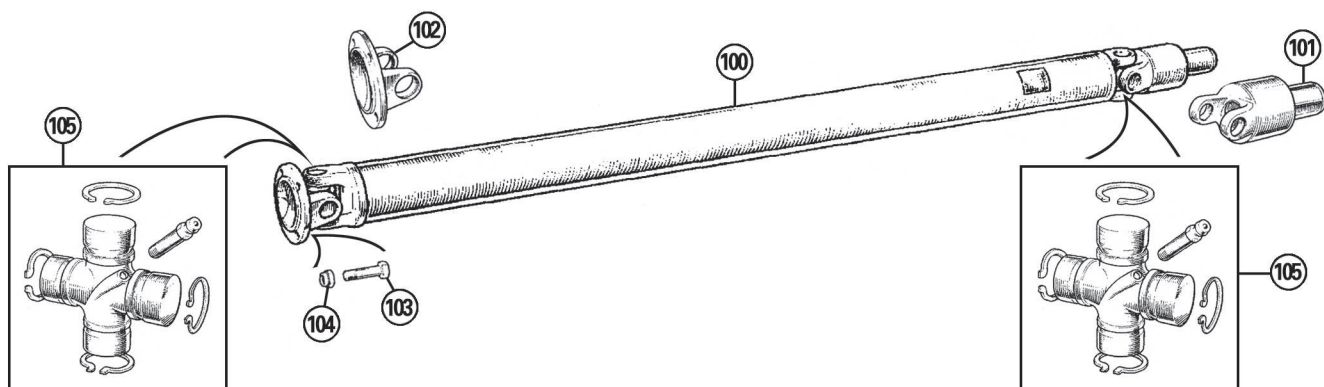
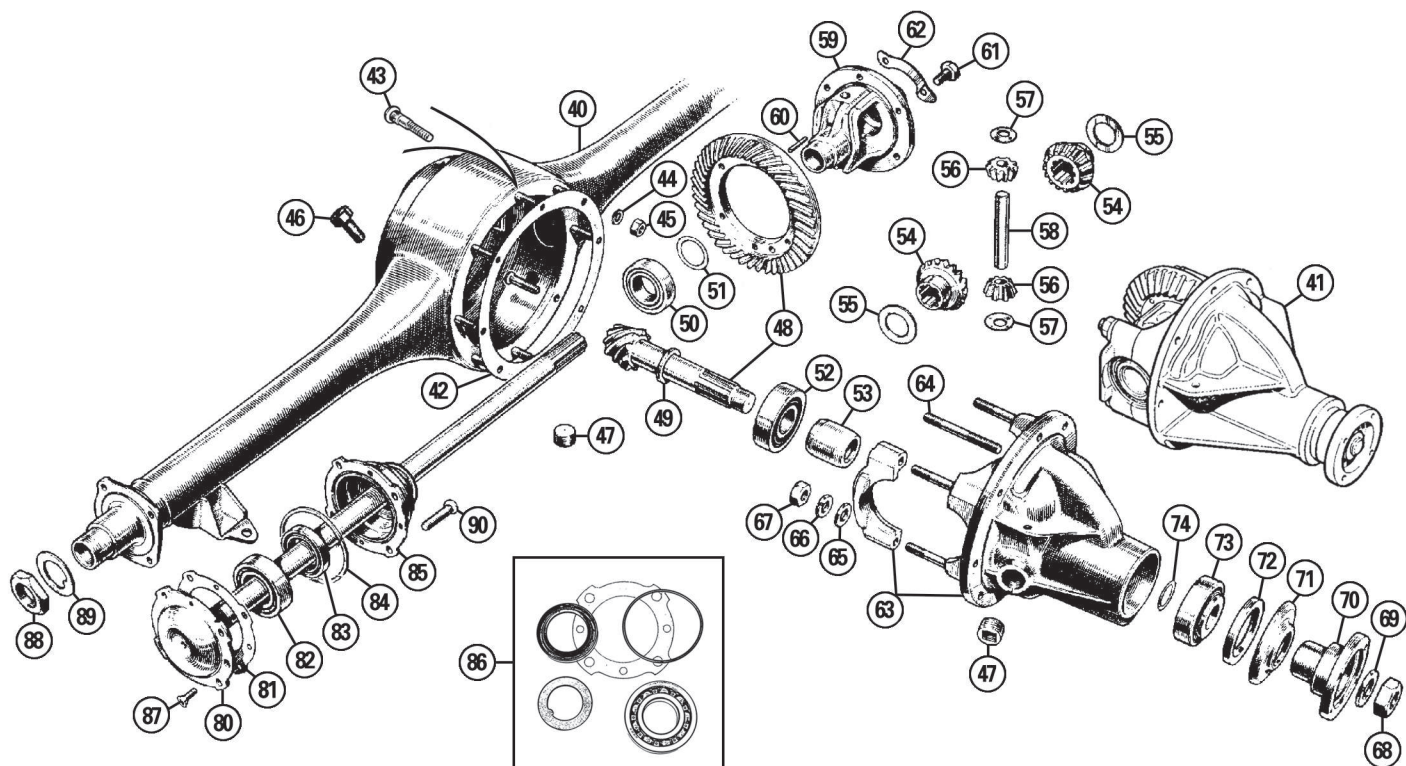
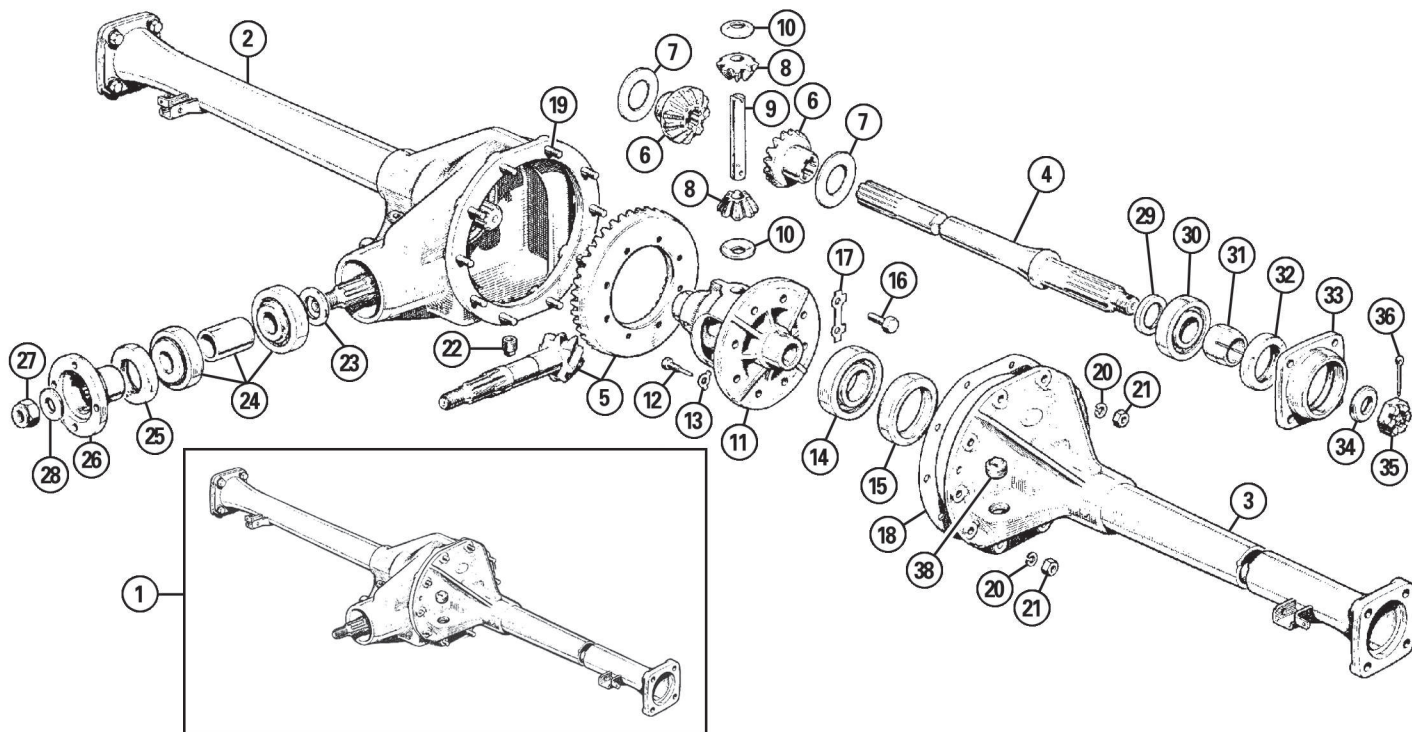
Collapsible & Non-Collapsible (Solid) Spacers

Pinion bearing pre-load was originally set by the use of a collapsible spacer between the two bearings. The correct pinion bearing pre-load is achieved when a rotational torque of between 11 & 13 pound inches (lbs. ins.) is required to rotate the pinion in the differential housing. This figure should only be checked when the seal is not fitted. It is attainable only when the pinion nut has been tightened sufficiently to 'nip' or pre-load the two bearings. It is not acceptable to over tighten the pinion nut and slack it off to obtain the correct bearing pre-load, if the spacer is over compressed then it must be scrapped, and a new one fitted.

The differential pinion may have had, at some time in its life, a solid spacer and shims fitted instead of the collapsible spacer; this is not uncommon. The solid spacer system was utilised on Morris Minors up to around 1959, after that the collapsible spacer system was used. The collapsible spacer is a far quicker (& therefore cheaper) method of obtaining pinion bearing pre-load and was adopted by many motor manufacturers.

Installing the solid spacer and shim system is time consuming because the entire assembled pinion must be fitted, tested, stripped and reassembled to adjust the bearing pre-load by the addition or subtraction of shims. Once set in this way the pinion bearing pre-load is impossible to change. Conversely, the collapsible spacer system can be adjusted after fitting if the pinion nut is removed and then refitted at a different torque setting. This means that service replacement of the differential pinion oil seal must be done with care, especially when refitting and re-torquing the pinion flange nut. A solid bearing spacer is offered for those who wish to convert to the more permanent solid spacer system. The solid spacer is part number BTA532X. Four different thickness adjusting shims are available as listed here.

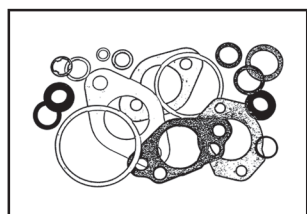
| | | | | |
|----|-------------|-----------------------------------|-----|-----------------------|
| | BTA532 | SPACER, collapsible | a/r | |
| | BTA532X | SPACER, solid | a/r | alternative to BTA532 |
| | 140790 | SHIM, (0.030") | a/r | |
| | 140791 | SHIM, (0.010") | a/r | |
| | 140792 | SHIM, (0.005") | a/r | |
| | 140793 | SHIM, (0.003") | a/r | |
| 54 | ATA7037 | DIFFERENTIAL GEAR, sun wheel | 2 | |
| 55 | ATA7039 | THRUST WASHER, sun wheel, +0.035" | 2 | |
| | ATA7039/040 | THRUST WASHER, sun wheel, +0.040" | 2 | |
| | ATA7039/042 | THRUST WASHER, sun wheel, +0.042" | 2 | |
| | ATA7039/046 | THRUST WASHER, sun wheel, +0.046" | 2 | |
| | ATA7039/048 | THRUST WASHER, sun wheel, +0.048" | 2 | |



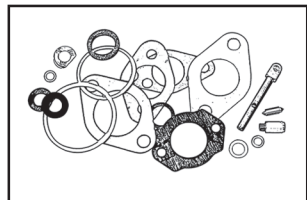
| ill. | Part Number | Description | Req. | Details |
|--|-------------|--|------|--|
| Axles & Propshaft (Continued) | | | | |
| 56 | 2A7015 | DIFFERENTIAL GEAR, planet gear | 2 | |
| 57 | 2A7062 | THRUST WASHER, planet gear, 0.035" | 2 | |
| | 2A7062Z | THRUST WASHER, planet gear, 0.054" | 2 | |
| 58 | 2A7016 | CROSS PIN, planet gears | 1 | |
| 59 | ATA7036 | CAGE, differential | 1 | |
| | ATA7036SR | CAGE, differential | 1 | serviceable replacement |
| 60 | 6K631 | PIN, cross pin locating | 1 | |
| 61 | ATA7043 | BOLT, crown wheel to differential cage | 6 | |
| 62 | ATA7044 | LOCK TAB | 3 | |
| 63 | ATA7032 | CARRIER ASSEMBLY | 1 | to (c) 990289 |
| | BT4549 | CARRIER ASSEMBLY | 1 | from (c) 990290 |
| 64 | 51K886 | STUD, differential carrier | 4 | |
| 65 | GHF303 | WASHER, plain | 4 | |
| 66 | GHF334 | WASHER, spring | 4 | |
| 67 | GHF203 | NUT | 4 | |
| 68 | FNZ612 | NUT, drive flange to pinion | 1 | |
| 69 | WL600121 | WASHER, spring | 1 | |
| 70 | ATA7056 | DRIVE FLANGE, input | 1 | |
| 71 | 1G7439 | DUST COVER | 1 | |
| 72 | 88G320 | OIL SEAL | 1 | |
| 73 | 2A7213 | BEARING, pinion, outer | 1 | to (c) 990289 |
| | BTB440 | BEARING, pinion, outer | 1 | from (c) 990290 |
| 74 | 140790 | SHIM, outer bearing, 0.030" | a/r | |
| | 140791 | SHIM, outer bearing, 0.010" | a/r | |
| | 140792 | SHIM, outer bearing, 0.005" | a/r | |
| | 140793 | SHIM, outer bearing, 0.003" | a/r | |
| 80 | ATA7057 | DRIVE SHAFT | 2 | |
| 81 | GFG110 | GASKET, drive shaft flange to hub | 2 | |
| 82 | GHB130 | BEARING, rear hub | 2 | |
| 83 | GHS147 | OIL SEAL, rear hub bearing | 2 | |
| 84 | ATA7225 | 'O' RING | 2 | |
| 85 | 2A7087 | HUB ASSEMBLY | 2 | |
| 86 | GHK1143 | BEARING KIT rear hub | 2 | |
| | | (Contains items: 81, 82, 83, 84, 89). | | |
| 87 | SF604051 | SCREW, drive shaft flange to hub | 8 | |
| 88 | 2A7103 | NUT, hub bearing retaining | 2/1 | RH thread quantity reduced from (c) 376869 |
| | | | | |
| | 1G3584 | NUT, hub bearing retaining | 1 | |
| | | | | LH thread from (c) 376869 |
| 89 | 2H2381 | LOCK WASHER | 2 | from (c) 376869 |
| | 2A7250 | LOCK WASHER | 2 | to (c) 376868 |
| 90 | 2A7089 | WHEEL STUD | 8 | |

Propshaft

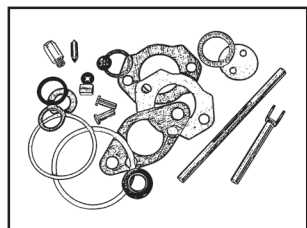
| | | | | |
|-----|----------|--|---|------------------------|
| 100 | AAA3747 | PROPSHAFT | 1 | |
| | AAA3747E | PROPSHAFT, recon./exchange | 1 | |
| 101 | 17H3894 | YOKE, front, splined | 1 | |
| 102 | 7H3863 | YOKE, rear, flanged | 1 | |
| 103 | 320-380 | BOLT, propshaft to differential flange | 4 | 5/16" BSF |
| | BH605101 | BOLT, propshaft to differential flange | 4 | 5/16" UNF, alternative |
| 104 | AJD8335Z | NUT, propshaft to differential flange | 4 | 5/16" BSF |
| | GHF222 | NUT, propshaft to differential flange | 4 | 5/16" UNF, alternative |
| 105 | GUJ115 | UNIVERSAL JOINT, greaseable | 2 | |
| | GUJ115Z | UNIVERSAL JOINT, greaseable | 2 | aftermarket |
| | GUJ101 | UNIVERSAL JOINT, sealed | 2 | |
| | GUJ101Z | UNIVERSAL JOINT, sealed | 2 | aftermarket |



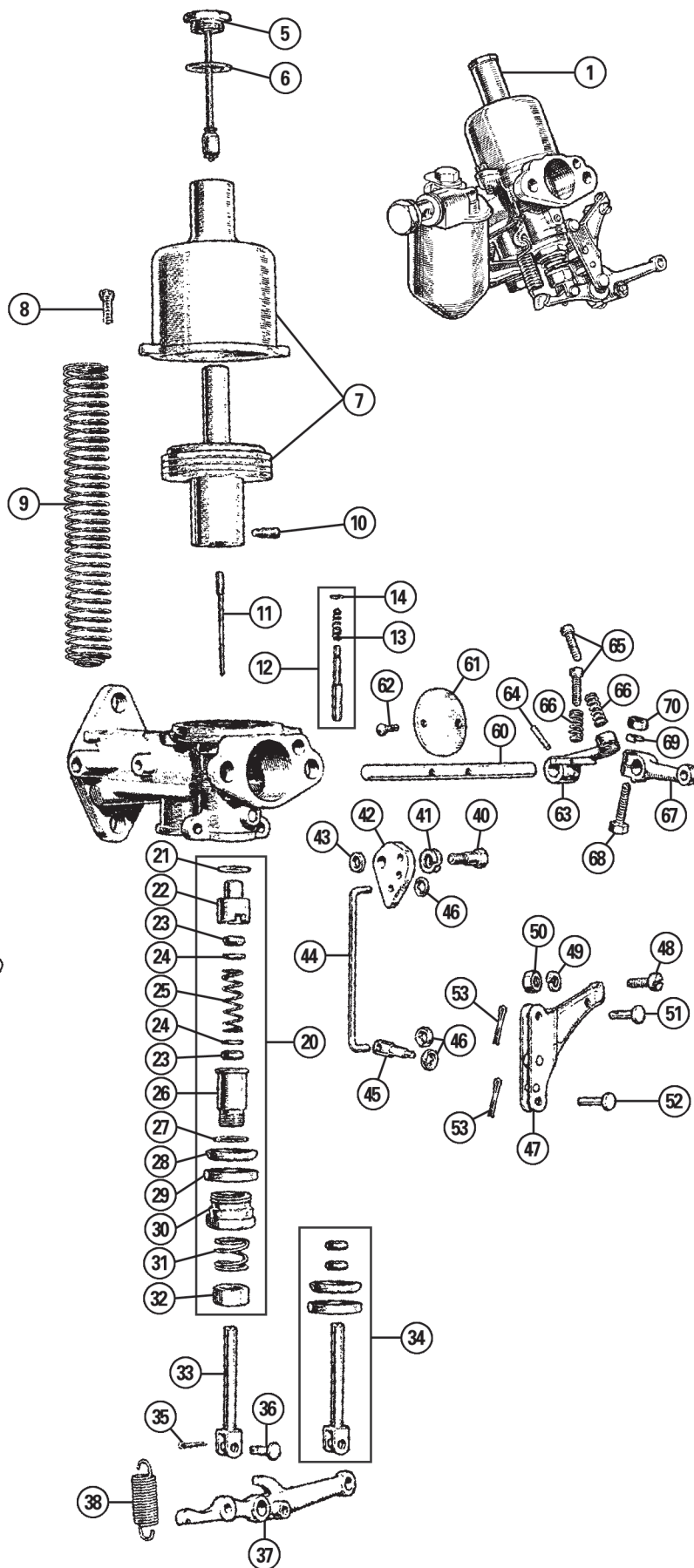
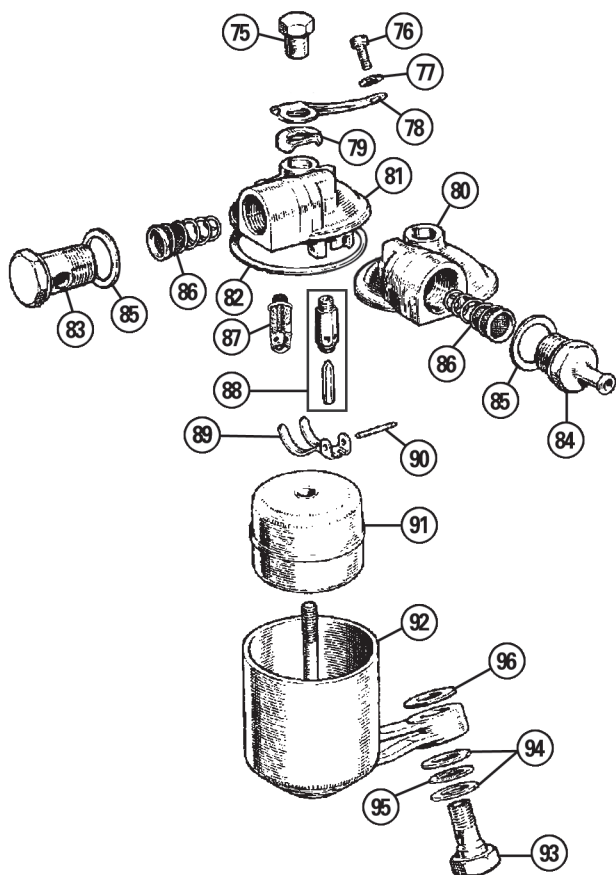
2



3

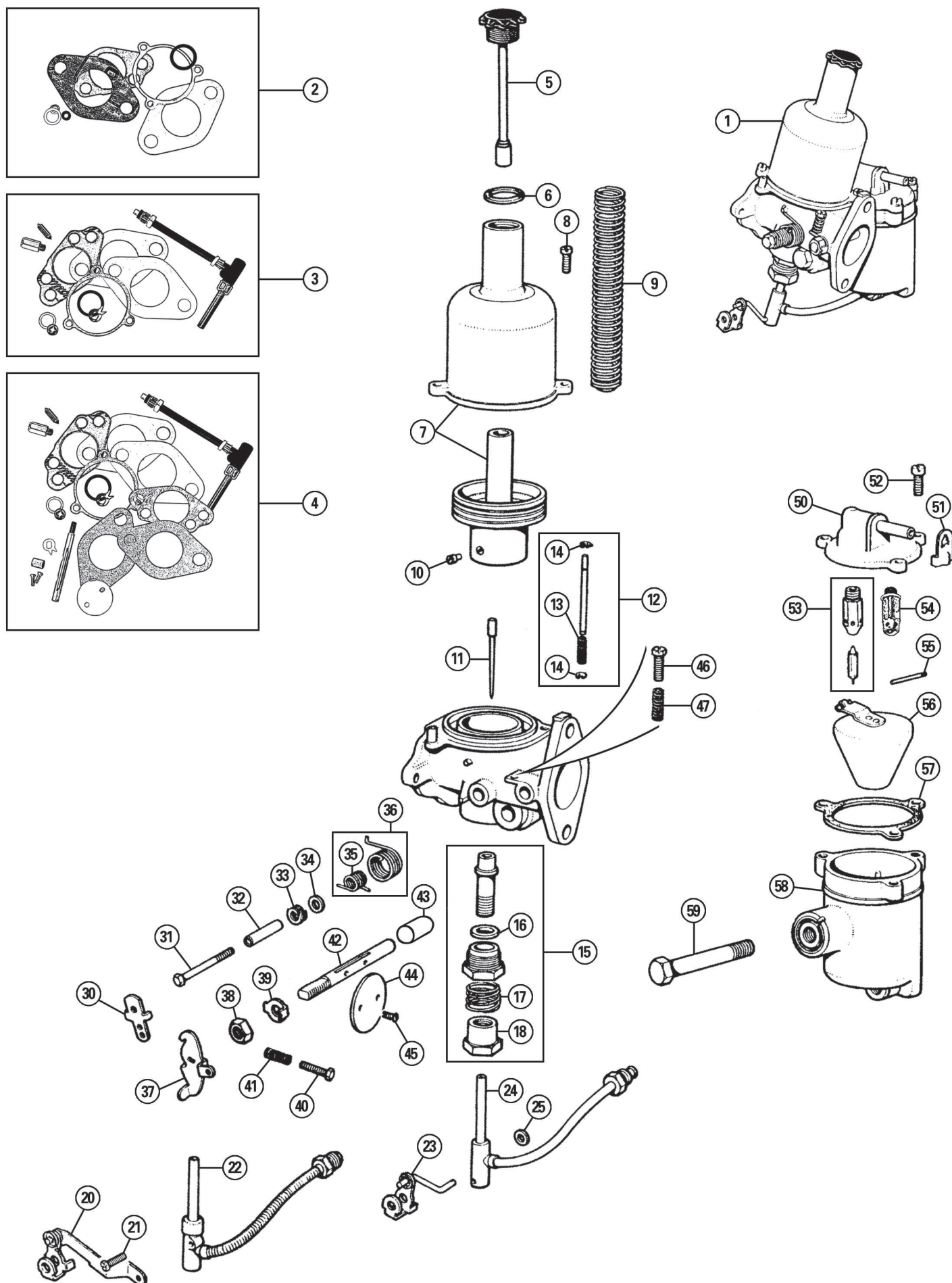


4



| ill. | Part Number | Description | Req. | Details |
|--|-------------|---|------|-------------------------|
| Carburettors: SU H Type | | | | |
| Carburettor Assemblies | | | | |
| 1 | AUC452 | CARBURETTOR ASSEMBLY, H1 | 1 | from (e) APHM |
| | AUC704 | CARBURETTOR ASSEMBLY, H1 | 1 | Series MM |
| | AUC738 | CARBURETTOR ASSEMBLY, H1 | 1 | Series II, Early |
| | AUC833 | CARBURETTOR ASSEMBLY, H2 | 1 | Series II, Late |
| | AUC852 | CARBURETTOR ASSEMBLY, H2 | 1 | from (e) 9M/U/101 |
| | AUC924 | CARBURETTOR ASSEMBLY, H2 | 1 | from (c) 476764 |
| | | | 1 | from (e) 9M/U/H165938 |
| Gasket Packs & Rebuild Kits | | | | |
| 2 | AUE900 | GASKET PACK | 1 | H1 & H2 carburettors |
| 3 | WZX1840 | SERVICE KIT | 1 | H1 & H2 carburettors |
| 4 | CRK226 | REBUILD KIT | 1 | H1 carburettors |
| | 375-218 | REBUILD KIT | 1 | H2 carburettors |
| Carburettor Components | | | | |
| 5 | AUC8103A | DAMPER | 1 | |
| 6 | AUC2141 | WASHER, fibre, damper | 1 | |
| 7 | AUC8000 | PISTON & CHAMBER | 1 | AUC452 to AUC924 |
| | AUD9180 | PISTON & CHAMBER | 1 | AUC833 & AUC852 |
| 8 | JZX1394 | SCREW, chamber to body | 2 | |
| 9 | AUC4387 | SPRING | 1 | AUC833 to AUC924 |
| 10 | AUC2383 | SCREW, needle locking | 1 | AUC452 to AUC738 |
| | AUC2057 | SCREW, needle locking | 1 | AUC833 to AUC924 |
| 11 | AUD1158 | NEEDLE - EK, standard | 1 | AUC452 |
| | AUD1149 | NEEDLE - EB, rich | 1 | AUC704 & AUC738 |
| | AUD1211 | NEEDLE - GG, standard | 1 | AUC704 & AUC738 |
| | AUD1266 | NEEDLE - MOW, weak | 1 | AUC704 & AUC738 |
| | AUD1316 | NEEDLE - S, rich | 1 | AUC833 & AUC852 |
| | AUD1086 | NEEDLE - BX1, standard | 1 | AUC833 & AUC852 |
| | AUD1263 | NEEDLE - MO, weak | 1 | AUC833 & AUC852 |
| | AUD1059 | NEEDLE - AH2, rich | 1 | AUC924 |
| | AUD1261 | NEEDLE - M, standard | 1 | AUC924 |
| | AUD1149 | NEEDLE - EB, weak | 1 | AUC924 |
| 12 | WZX1105 | LIFT PIN KIT | 1 | AUC738 to AUC852 |
| 13 | AUC1151 | SPRING, lift pin | 1 | AUC738 to AUC852 |
| 14 | AUD4150 | CIRCLIP, lift pin | 1 | AUC738 to AUC852 |
| 20 | WZX1593 | JET BEARING KIT | 1 | |
| | | (Includes: 21, 22, 23, 24, 25, 26, 27, 28, 29, 30, 31, 32). | | |
| | WZX1775 | JET BEARING KIT, alternative | 1 | Ethanol Resistant |
| 21 | AUC2122 | WASHER, upper, copper | 1 | |
| 22 | AUC3230 | BEARING, upper | 1 | |
| 23 | AUC2120 | SEAL, cork | 2 | |
| 24 | AUC2119 | WASHER, sealing, brass | 2 | |
| 25 | AUC1158 | SPRING, jet gland | 1 | |
| 26 | AUC3231 | JET BEARING, lower | 1 | |
| 27 | AUC3233 | WASHER, lower, copper | 1 | |
| 28 | AUC2118 | SEAL, cork | 1 | |
| 29 | AUC2117 | WASHER, sealing, aluminium | 1 | |
| 30 | AUC3232 | NUT, sealing | 1 | |
| 31 | AUC2114 | SPRING, mixture nut | 1 | |
| 32 | AUC2121 | NUT, mixture adjusting | 1 | |
| 33 | AUC8182 | JET, 0.090" | 1 | |
| 34 | WZX1595 | JET KIT, 0.090" | 1 | |
| | | (Includes: 23, 28, 29 & 33). | | |
| 35 | GHF500 | SPLIT PIN | 4 | |
| 36 | AUC2108 | CLEVIS PIN | 1 | AUC452, AUC833 & AUC852 |
| | AUC2381 | CLEVIS PIN | 1 | AUC704 & AUC738 |
| 37 | AUC3504 | LEVER, jet operating | 1 | AUC452 |
| | AUC4648 | LEVER, jet operating | 1 | AUC704 & AUC738 |
| | AUC1019 | LEVER, jet operating | 1 | AUC833 & AUC924 |
| 38 | AUC4667 | SPRING, jet lever | 1 | |
| 40 | AUC3471 | BOLT, fast idle cam pivot | 1 | |
| 41 | AJD7722 | WASHER, spring | 1 | |
| 42 | AUC3603 | CAM, fast idle | 1 | AUC452 |
| | AUC3503 | CAM, fast idle | 1 | AUC704 & AUC738 |
| | AUC4730 | CAM, fast idle | 1 | AUC833 & AUC924 |
| 43 | AUC4848 | WASHER | 1 | |
| 44 | AUC3501 | LINK | 1 | AUC452 to AUC738 |
| | AUC4711 | LINK | 1 | AUC833 & AUC852 |
| 45 | AUC5011 | SWIVEL PIN | 1 | AUC833 & AUC852 |
| 46 | AUC5002 | WASHER, Starlock | 3 | AUC833 & AUC835 |
| 47 | AUC3444 | LINK ASSEMBLY, jet lever to body | 1 | AUC452 |
| | AUE56 | LINK ASSEMBLY, jet lever to body | 1 | AUC704 & AUC738 |
| | AUE58 | LINK ASSEMBLY, jet lever to body | 1 | AUC833 & AUC852 |
| 48 | AUC2694 | BOLT, choke cable fixing | 1 | AUC452 |
| | AUB660 | BOLT, choke cable fixing | 1 | AUC704 to AUC852 |

| ill. | Part Number | Description | Req. | Details |
|------|-------------|--|------|---------------------------|
| 49 | WL700101 | WASHER, spring | 2 | |
| 50 | AJD8012Z | NUT | 2 | |
| 51 | AUC2381 | CLEVIS PIN, link lever | 1 | |
| 52 | AUC2381 | CLEVIS PIN, link lever | 1 | AUC452 |
| | AUC5009 | CLEVIS PIN, link lever | 1 | AUC704 to AUC852 |
| 53 | GHF500 | SPLIT PIN | 5 | |
| 60 | AUC3458 | THROTTLE SPINDLE, standard | 1 | AUC452 to AUC738 |
| | AUC3458RP | THROTTLE SPINDLE, oversize | 1 | AUC452 to AUC738 |
| | AUC5106 | THROTTLE SPINDLE, standard | 1 | AUC833 & AUC852 |
| | AUC5106RP | THROTTLE SPINDLE, oversize | 1 | AUC833 & AUC852 |
| 61 | AUC2103 | DISC, throttle | 1 | AUC452 to AUC738 |
| | WZX1320 | DISC, throttle | 1 | AUC833 & AUC852 |
| 62 | AUC1358 | SCREW, throttle disc to spindle | 2 | |
| 63 | AUC3447 | STOP, throttle lever | 1 | AUC452 |
| | AUC3446 | STOP, throttle lever | 1 | AUC704 & AUC738 |
| | AUC1033 | STOP, throttle lever | 1 | AUC833 & AUC852 |
| 64 | AUC2106 | PIN | 1 | |
| 65 | AUC3464 | SCREW, stop adjusting | 1 | AUC452 to AUC738 |
| | AUC3464 | SCREW, stop adjusting | 1/2 | |
| 66 | AUC3465 | SPRING, adjusting screw | 1 | AUC452 to AUC738 |
| | AUC2451 | SPRING, adjusting screw | 1/2 | |
| 67 | AUC3460 | LEVER, throttle | 1 | AUC452 to AUC738 |
| | AUC4454 | LEVER, throttle | 1 | AUC833 & AUC852 |
| 68 | AUC2694 | SCREW, throttle lever | 1 | AUC452 to AUC738 |
| 69 | WL700101 | WASHER, spring | 2 | |
| 70 | AJD8012Z | NUT | 2 | |
| 75 | AUC1163 | CAP NUT, chamber lid | 1 | |
| 76 | AUB660 | SCREW, support bracket | 1 | AUC704 & AUC738 |
| | JZX1394 | SCREW, support bracket | 1 | AUC704 & AUC738 |
| 77 | WF702101 | WASHER, shake-proof | 1 | AUC704 & AUC738 |
| 78 | AUC4981 | BRACKET, chamber support | 1 | AUC704 & AUC738 |
| | AUC5000 | BRACKET, chamber support | 1 | AUC833 & AUC852 |
| 79 | AUC1245 | COVER CAP, for lid | 1 | AUC452 |
| 80 | AUC1217 | LID, float chamber | 1 | AUC452 & AUC704 |
| | AUC4267 | LID, float chamber | 1 | AUC738 |
| | AUE479 | LID, float chamber | 1 | AUC852 |
| 81 | AUE478 | LID, float chamber | 1 | AUC833 |
| 82 | AUC1412 | GASKET, float lid to chamber | 1 | AUC704, AUC738 & AUC924 |
| | AUC1147A | GASKET, float lid to chamber | 1 | AUC833 & AUC852 |
| 83 | AUC2698 | BANJO BOLT, fuel inlet | 1 | |
| 84 | AUC5139 | UNION, fuel inlet, push-on | 1 | |
| 85 | AUC2141 | WASHER, sealing, fibre | a/r | |
| 86 | AUC2139 | FILTER & SPRING | 1 | |
| 87 | WZX1101A | NEEDLE AND SEAT SET, standard | 1 | |
| 88 | GAC9201X | GROSE JET | 1 | |
| | | (Ball valve replacement to needle & seat. This valve does not stick and provides better flow control). | | |
| 89 | AUC1981 | LEVER | 1 | AUC452 to AUC738 |
| | AUC1980 | LEVER | 1 | AUC833 & AUC852 |
| 90 | AUC1152 | PIN, float pivot | 1 | |
| 91 | WZX1302 | FLOAT | 1 | AUC452 to AUC738 & AUC924 |
| | WZX1303 | FLOAT | 1 | AUC833 & AUC852 |
| | WZX1303X | FLOAT, nitrophyl replacement | 1 | AUC833 & AUC852 |
| 92 | AUC1216 | FLOAT CHAMBER | 1 | AUC452 |
| | AUC4961 | FLOAT CHAMBER | 1 | AUC704, AUC738 & AUC924 |
| | AUC4815 | FLOAT CHAMBER | 1 | AUC833 & AUC852 |
| 93 | AUC1541 | BOLT, chamber to body | 1 | |
| 94 | AUC5027 | WASHER, fibre | 2 | |
| 95 | AUC5026 | WASHER, brass | 1 | |
| 96 | AUC2130 | WASHER, fibre | 1 | |



| ill. | Part Number | Description | Req. | Details |
|------|-------------|-------------|------|---------|
|------|-------------|-------------|------|---------|

Carburettors: SU HS2 Type**Carburettor Assemblies**

| | | | | |
|---|--------|---------------------------|---|------------------|
| 1 | AUC944 | CARBURETTOR ASSEMBLY, HS2 | 1 | from |
| | AUD13 | CARBURETTOR ASSEMBLY, HS2 | 1 | (e) 9M/U/H353642 |
| | AUD368 | CARBURETTOR ASSEMBLY, HS2 | 1 | from |
| | | | | (e) 9M/U/H572430 |
| | | | | from (e) 10-on |
| | | | | (e) 10V/189EH301 |
| | | | | (1972 on) |

Gasket & Rebuild Kits

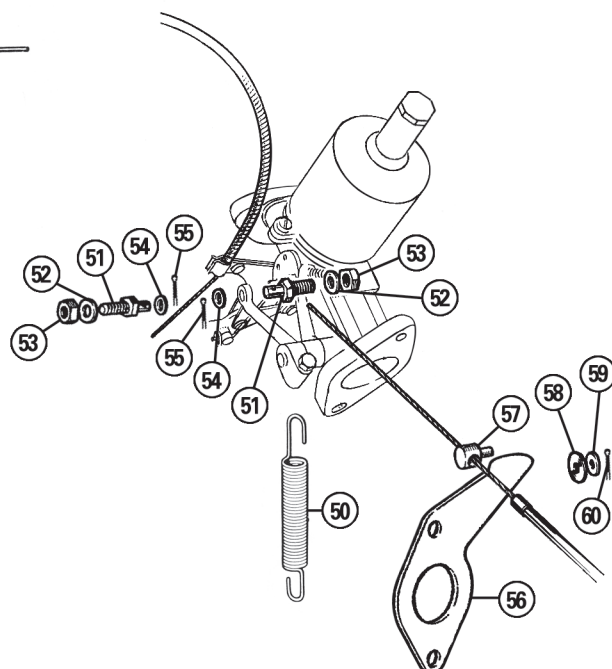
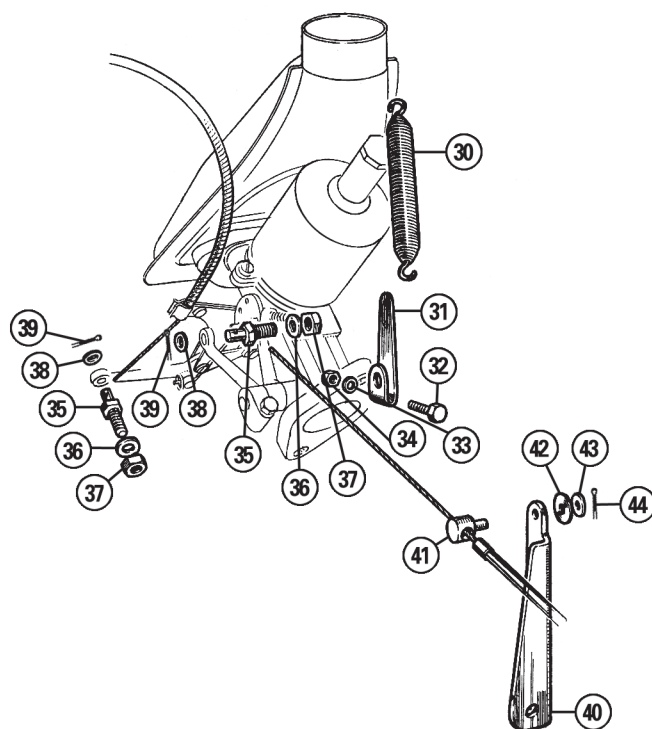
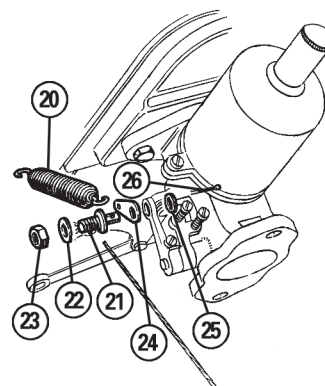
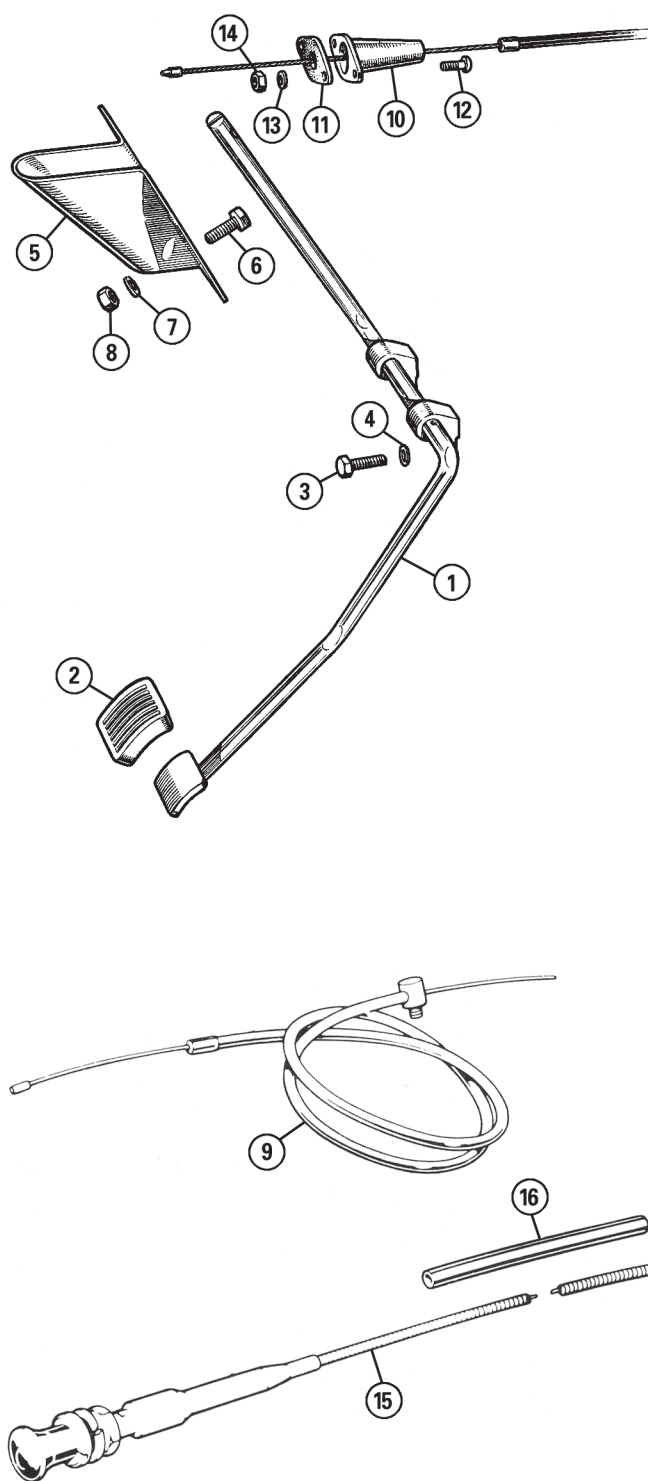
| | | | | |
|---|----------|-------------|---|--|
| 2 | AUE810A | GASKET KIT | 1 | |
| 3 | WZX1851 | SERVICE KIT | 1 | |
| 4 | GAC6153X | REBUILD KIT | 1 | |

Carburettor Components

| | | | | |
|----|----------|------------------------------------|---|----------------|
| 5 | AUC8103A | DAMPER | 1 | |
| 6 | AUC2141 | WASHER, fibre, damper | 1 | |
| 7 | CUD2800 | PISTON & CHAMBER | 1 | |
| 8 | JZX1394 | SCREW | 2 | |
| 9 | AUC4387 | SPRING | 1 | |
| 10 | AUC2383 | SCREW, needle locking | 1 | |
| | AUC2057 | SCREW, needle locking | 1 | |
| 11 | AUD1059 | NEEDLE - AH2, rich | 1 | AUC944 |
| | AUD1261 | NEEDLE - M, standard | 1 | AUC944 |
| | AUD1149 | NEEDLE - EB, weak | 1 | AUC944 |
| | AUD1242 | NEEDLE - H-6, rich | 1 | AUD368 |
| | AUD1478 | NEEDLE - AN, standard | 1 | AUD13 & AUD368 |
| | AUD1149 | NEEDLE - EB, weak | 1 | AUD13 & AUD368 |
| 12 | WZX1108 | PIN KIT, piston lift | 1 | |
| 13 | AUC1151 | SPRING, lift pin | 1 | |
| 14 | AUD4150 | CIRCLIP, lift pin | 2 | |
| 15 | WZX1341 | KIT, jet bearing | 1 | |
| 16 | AUC8478 | WASHER, jet bearing | 1 | |
| 17 | AUC2114 | SPRING, mixture nut | 1 | |
| 18 | AUC8461 | NUT, jet adjusting | 1 | |
| 20 | CUD2686 | LEVER & LINK | 1 | AUC944 |
| 21 | AUD2104 | SCREW, link to jet | 1 | AUD13 & AUD368 |
| 22 | AUE389 | JET | 1 | AUC944 |
| 23 | AUD9004 | LEVER & LINK | 1 | AUD13 & AUD368 |
| 24 | AUD9098A | JET | 1 | AUD13 & AUD368 |
| 25 | AUC5002 | WASHER, starlock | 1 | AUD944 |
| 30 | AUC8456 | LEVER, choke & fast idle cam | 1 | |
| 31 | AUC8400 | BOLT | 1 | |
| 32 | AUC8473 | TUBE, pivot | 1 | |
| 33 | AUC8474 | WASHER, spring | 1 | |
| 34 | AUD2433 | WASHER | 1 | |
| 35 | AUC8463 | SPRING, choke return | 1 | |
| 36 | WZX1335 | CHOKE SPRING KIT | 1 | |
| 37 | AUC1145 | LEVER, throttle | 1 | |
| 38 | AJD8014Z | NUT | 1 | |
| 39 | AUD3323 | LOCKTAB | 1 | |
| 40 | AUC3464 | SCREW, fast idle adjusting | 1 | |
| 41 | AUC2451 | SPRING, anti-rattle | 1 | |
| 42 | WZX1310 | THROTTLE SPINDLE KIT | 1 | |
| | | (Comprises: 39, 44, 45 & gaskets). | | |
| 43 | 37H3043 | BEARING, spindle | 2 | |
| | AUD3079X | BEARING, spindle, Teflon | 2 | |

Note: Use item AUD3079X when the carburettor body is worn around the throttle spindle. Reaming the boss in the carburettor body to 8mm allows the insert to be fitted, thereby bringing the hole diameter in the boss to the correct 1/4" internal diameter. New throttle spindles should always be fitted if these inserts are used.

| | | | | |
|----|----------|--|-----|----------------|
| 44 | WZX1320 | DISC, throttle | 1 | |
| 45 | AUC1358 | SCREW, throttle disc to spindle | 2 | |
| 46 | AUC3464 | SCREW, idle adjusting | 1 | |
| 47 | AUC2451 | SPRING, anti-rattle | 1 | |
| 50 | AUE266 | LID, float chamber | 1 | AUD944 & AUD13 |
| | AUD9258 | LID, float chamber | 1 | AUD368 |
| 51 | AUC1215 | BAFFLE, float lid | 1 | |
| 52 | JZX1394 | SCREW | 2/3 | |
| 53 | WZX1101A | NEEDLE & SEAT | 1 | |
| 54 | GAC9201X | GROSE JET | 1 | |
| | | (Ball valve replacement to needle & seat. This valve does not stick and provides better flow control). | | |
| 55 | AUC1152 | PIN, float pivot | 1 | |
| 56 | WZX1300 | FLOAT | 1 | |
| 57 | AUC8459A | GASKET, float lid to chamber | 1 | |
| | WZX1391 | SUNDRIES KIT, HS float chamber | 1 | all HS carbs |
| 58 | AUC1390 | FLOAT CHAMBER | 1 | |
| 59 | AUD2891 | BOLT, float chamber to body | 1 | |



| ill. | Part Number | Description | Req. | Details |
|------|-------------|-------------|------|---------|
|------|-------------|-------------|------|---------|

Engine Controls**Throttle Pedals & Control Cables**

| | | | | |
|----|----------|-------------------------|-----|---------------------------------|
| 1 | AAA3722 | PEDAL, throttle | 1 | RHD |
| | ACA5227 | PEDAL, throttle | 1 | LHD |
| 2 | GPR105A | PAD, pedal rubber | 1 | |
| 3 | AJD6108Z | BOLT, pedal to bulkhead | 2 | |
| 4 | GHF331 | WASHER, spring | 2 | |
| 5 | 135373 | GUARD | 1 | |
| 6 | AJD6106Z | BOLT | 2 | |
| 7 | GHF331 | WASHER, spring | 2 | |
| 8 | AJD8014Z | NUT | 2 | |
| 9 | AAA1768 | THROTTLE CABLE | 1 | to (c) 750469 |
| | ACA8023 | THROTTLE CABLE | 1 | from (c) 750470 |
| | ACA8098 | THROTTLE CABLE | 1 | from (c) 918853 |
| 10 | AAA1505 | PEDESTAL, cable guide | 1 | original type |
| | AHH5308 | PEDESTAL, cable guide | 1 | alternative |
| 11 | ACA5073 | SEAL, cable pedestal | 1 | |
| 12 | PMZ306 | BOLT | 2 | |
| 13 | PWZ103 | WASHER, plain | 2 | |
| 14 | GHF206 | NUT | 2 | |
| 15 | ACA5101 | CHOKE CABLE | 1 | to (c) 448714 |
| | ACA5316 | CHOKE CABLE | 1 | from (c) 448801 |
| | ACA8019 | CHOKE CABLE | 1 | from (c) 750470 |
| | ACA8227 | CHOKE CABLE | 1 | from (c) 1153739 |
| 16 | ACA5354 | TUBE, anti-rattle | 1/2 | qty. increased at (c) 482866 |

Throttle & Choke Controls (H1 803cc to (c) 448714)

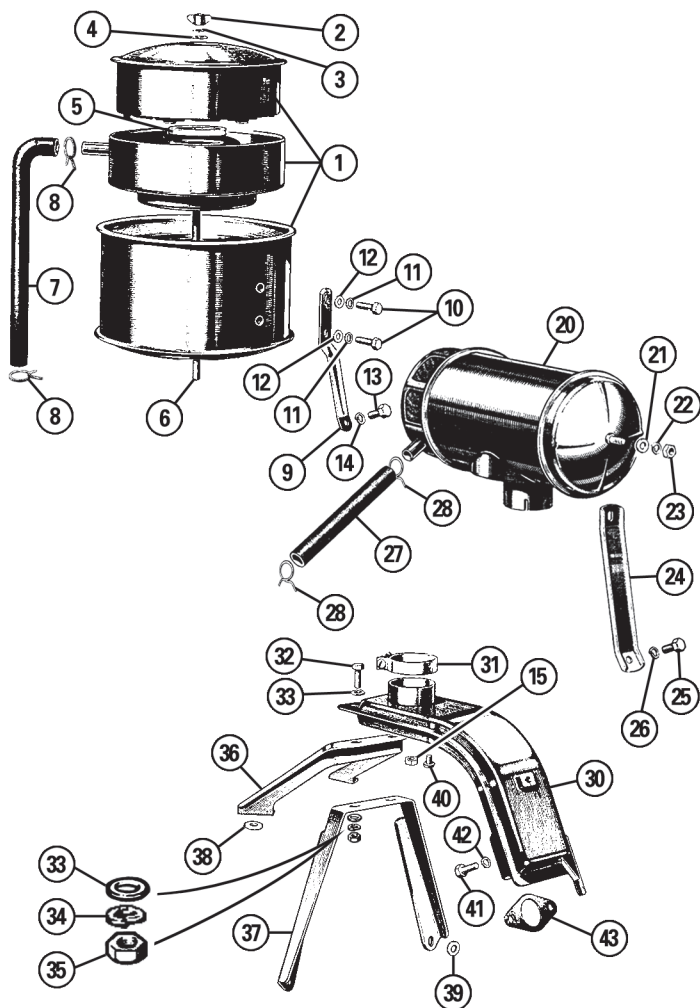
| | | | | |
|----|---------|--------------------------|---|--|
| 20 | 135809 | SPRING, throttle return | 1 | |
| 21 | ACC5062 | PIN, cable end to levers | 2 | |
| 22 | GHF300 | WASHER, plain | 2 | |
| 23 | GHF200 | NUT | 2 | |
| 24 | 12A4 | BRACKET, return spring | 1 | |
| 25 | PWZ203 | WASHER | 1 | |
| 26 | GHF501 | SPLIT PIN | 2 | |

Throttle & Choke Controls (H2 948cc from (c) 448804 to 750469)

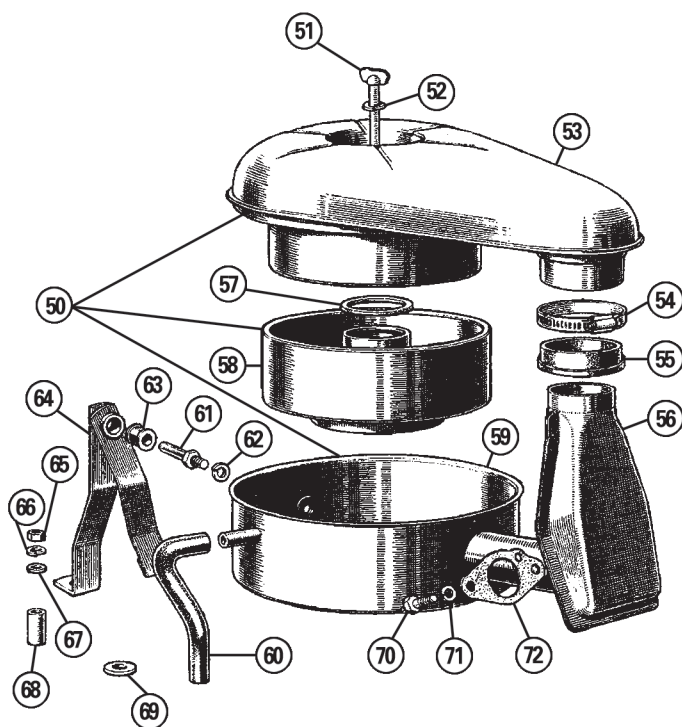
| | | | | |
|----|----------|--------------------------|---|----------------------------------|
| 30 | ACH8393 | SPRING, throttle return | 1 | |
| 31 | ACH8392 | LEVER, throttle spring | 1 | |
| 32 | ACG5248 | BOLT | 1 | |
| 33 | WL700101 | WASHER, spring | 1 | |
| 34 | FNZ103 | NUT | 1 | |
| 35 | ACC5062 | PIN, cable end to lever | 2 | |
| 36 | GHF300 | WASHER, plain | 2 | |
| 37 | GHF200 | NUT | 2 | |
| 38 | PWZ203 | WASHER | 1 | |
| 39 | GHF501 | SPLIT PIN | 2 | |
| 40 | ACA5123 | BRACKET, throttle cable | 1 | from (c) 319429 |
| | ACA5378 | BRACKET, throttle cable | 1 | from (c) 448801 to (c) 750469 |
| 41 | ACA5289 | TRUNNION, throttle cable | 1 | |
| 42 | AWZ104 | WASHER, wavy | 1 | |
| 43 | PWZ203 | WASHER, plain | 1 | |
| 44 | GHF500 | SPLIT PIN | 2 | |

Throttle & Choke Controls (HS2 948 from (c) 750470 & 1098cc)

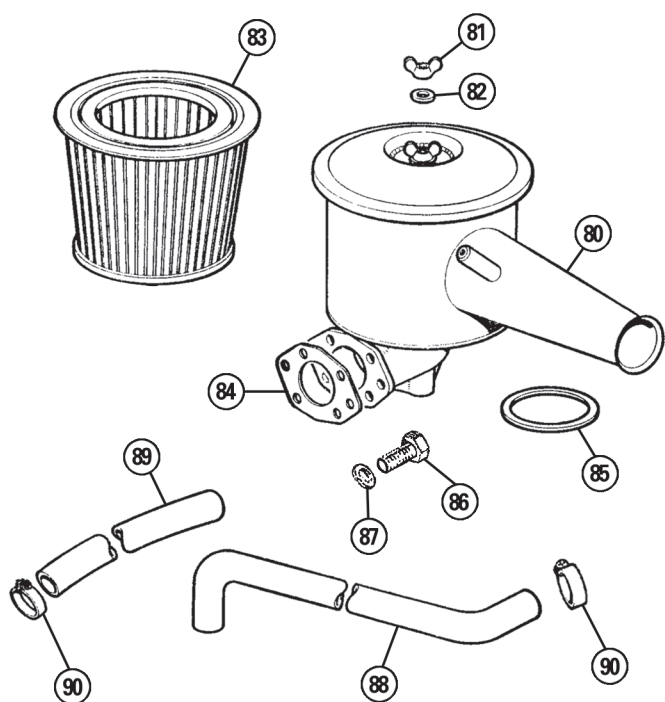
| | | | | |
|----|---------|--------------------------|---|--|
| 50 | 1E5537 | SPRING, throttle return | 1 | |
| 51 | ACC5062 | PIN, cable end to lever | 2 | |
| 52 | GHF300 | WASHER, plain | 2 | |
| 53 | GHF200 | NUT | 2 | |
| 54 | PWZ203 | WASHER | 1 | |
| 55 | GHF501 | SPLIT PIN | 2 | |
| 56 | 12A353 | BRACKET | 1 | |
| 57 | ACA5289 | TRUNNION, throttle cable | 1 | |
| 58 | AWZ104 | WASHER, wavy | 1 | |
| 59 | PWZ203 | WASHER, plain | 1 | |
| 60 | GHF500 | SPLIT PIN | 2 | |



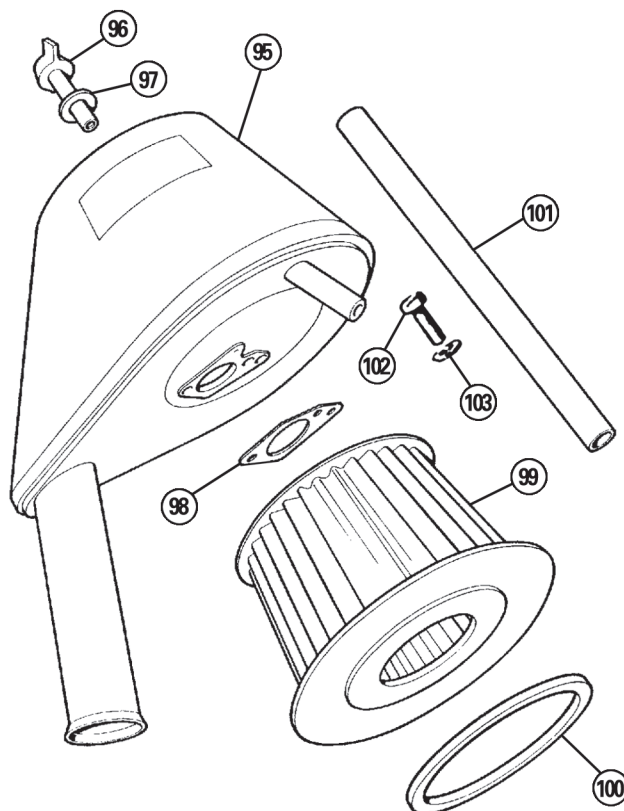
803cc Air Cleaners: Oil Bath & Gauze Types (to (c) 320829)



948cc Air Cleaner: Oil Bath Type (from (E) H101 to 720666)



948cc Air Cleaner: Paper Element Type (from (E) H720667 on)



1098cc Air Cleaner: Paper Element Type

| ill. | Part Number | Description | Req. | Details |
|------|-------------|-------------|------|---------|
|------|-------------|-------------|------|---------|

Air Cleaners & Filters**803cc Air Cleaners: Oil Bath & Gauze Types (to (c) 320829)**

| | | | | |
|----|----------|------------------------------|-----|-------------------|
| 1 | 185184 | AIR CLEANER, oil bath type | 1 | export markets |
| 2 | 184825 | WING NUT | 1 | |
| 3 | GHF331 | WASHER, spring | 1 | |
| 4 | GHF300 | WASHER, plain | 1 | |
| 5 | 27H1283 | SEAL | 1 | |
| 6 | 184827 | STUD | 1 | |
| 7 | 185065 | HOSE | 1 | |
| 8 | ACA5290 | CLIP | 4 | |
| 9 | 185029 | BRACKET, cleaner steady | 1 | |
| 10 | 320-960 | SCREW, bracket to cleaner | 2 | |
| 11 | GHF331 | WASHER, spring | 2 | |
| 12 | GHF300 | WASHER, plain | 2 | |
| 13 | SH605041 | SCREW, bracket to air pipe | 1 | |
| 14 | GHF332 | WASHER, spring | 1 | |
| 15 | JN2107 | NUT, locking | 1 | |
| 20 | 185292 | AIR CLEANER, gauze type | 1 | UK market |
| 21 | WM57 | WASHER, plain | 1 | |
| 22 | GHF331 | WASHER, spring | 1 | |
| 23 | AJD8104 | NUT | 1 | |
| 24 | 185453 | BRACKET, cleaner steady | 1 | |
| 25 | SH605041 | SCREW, bracket to air pipe | 1 | |
| 26 | GHF332 | WASHER, spring | 1 | |
| 27 | 185375 | HOSE | 1 | |
| 28 | ACA5290 | CLIP | 4 | |
| 30 | 184695 | PIPE, cleaner to carburettor | 1 | |
| 31 | 185257 | CLAMP, cleaner to pipe | 1 | |
| 32 | GHF117 | SCREW, pipe to bracket | 2 | |
| 33 | GHF300 | WASHER, plain | 4 | |
| 34 | GHF331 | WASHER, spring | 2 | |
| 35 | GHF200 | NUT | 2 | |
| 36 | 185268 | BRACKET, cleaner support | 1 | to rocker cover |
| 37 | 185026 | BRACKET, cleaner support | 1 | to manifold studs |
| 38 | GHF303 | WASHER, spacer | a/r | |
| 39 | GHF301 | WASHER, plain | 2 | |
| 40 | PMZ404 | SCREW, blanking | 1 | |
| 41 | SH605061 | SCREW, pipe to carburettor | 2 | |
| 42 | GHF332 | WASHER, locking | 2 | |
| 43 | ACA5071 | GASKET | 1 | |

948cc Air Cleaner: Oil Bath Type (from (E) H101 to 720666)

| | | | | |
|----|----------|------------------------------|-----|--|
| 50 | 17H495 | AIR CLEANER ASSEMBLY | 1 | |
| 51 | 17H344 | WING BOLT | 1 | |
| 52 | 7H1818 | WASHER, spring | 1 | |
| 53 | 17H830 | COVER AND ELEMENT ASSEMBLY | 1 | |
| 54 | GHC11045 | CLIP | 1 | |
| 55 | ACH8490 | SLEEVE, rubber | 1 | |
| 56 | ACH8445 | PIPE, cleaner to carburettor | 1 | |
| 57 | 27H1283 | GASKET | 1 | |
| 58 | AJH5130 | CONTAINER, oil | 1 | |
| 59 | 17H346 | CHAMBER, silencer | 1 | |
| 60 | ACA5353 | HOSE | 1 | |
| 61 | ACH8363 | STUD | 1 | |
| 62 | GHF322 | WASHER, shake-proof | 1 | |
| 63 | ACH8364 | BUSH | 1 | |
| 64 | ACA5350 | BRACKET, cleaner support | 1 | |
| 65 | GHF201 | NUT | 2 | |
| 66 | GHF332 | WASHER, spring | 2 | |
| 67 | GHF301 | WASHER, plain | 2 | |
| 68 | ACH8516 | ADAPTOR, to cylinder head | 2 | |
| 69 | GHF301 | WASHER, spacer | a/r | |
| 70 | SH605061 | SCREW, pipe to carburettor | 2 | |
| 71 | GHF332 | WASHER, locking | 2 | |
| 72 | ACA5071 | GASKET | 1 | |

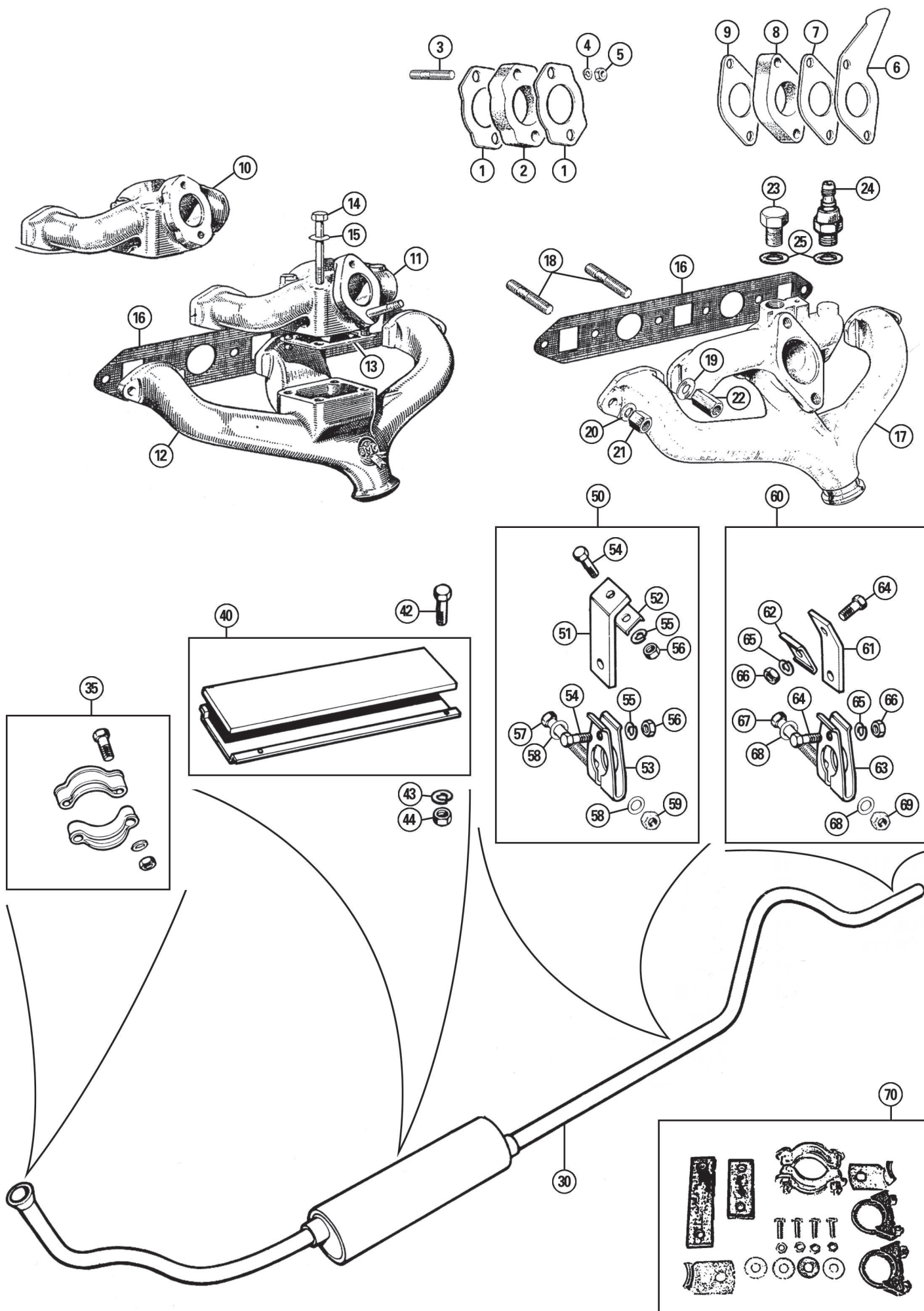
948cc Air Cleaner: Paper Element Type (from (E) H720667 on)

| | | | | |
|----|----------|-----------------------------------|---|--|
| 80 | 12A243 | AIR CLEANER ASSEMBLY | 1 | |
| 81 | 53K2852 | WING NUT | 1 | |
| 82 | WF509 | WASHER, fibre | 1 | |
| 83 | GFE1001 | ELEMENT, air filter | 1 | |
| 84 | ACA8014 | GASKET | 1 | |
| 85 | 27H1283 | SEAL | 1 | |
| 86 | SH605061 | SCREW, air cleaner to carburettor | 2 | |
| 87 | GHF332 | WASHER, locking | 2 | |
| 88 | ACA5524 | HOSE, air cleaner to rocker cover | 1 | |
| 89 | 12H1653 | HOSE, air cleaner to carburettor | 1 | |
| 90 | GGT1117X | CLIP, band type | 2 | |

| ill. | Part Number | Description | Req. | Details |
|------|-------------|-------------|------|---------|
|------|-------------|-------------|------|---------|

1098cc Air Cleaner: Paper Element Type

| | | | | |
|-----|----------|-----------------------------------|---|--|
| 95 | 12G316 | AIR CLEANER ASSEMBLY | 1 | |
| 96 | 27H6983 | WING NUT | 1 | |
| 97 | 12A1436 | WASHER | 1 | |
| 98 | ACA8014 | GASKET | 1 | |
| 99 | GFE1001 | ELEMENT, air filter | 1 | |
| 100 | 37H1169 | SEAL | 1 | |
| 101 | 12H1653 | HOSE, air cleaner to rocker cover | 1 | |
| 102 | SH605061 | SCREW, air cleaner to carburettor | 2 | |
| 103 | GHF332 | WASHER, locking | 2 | |

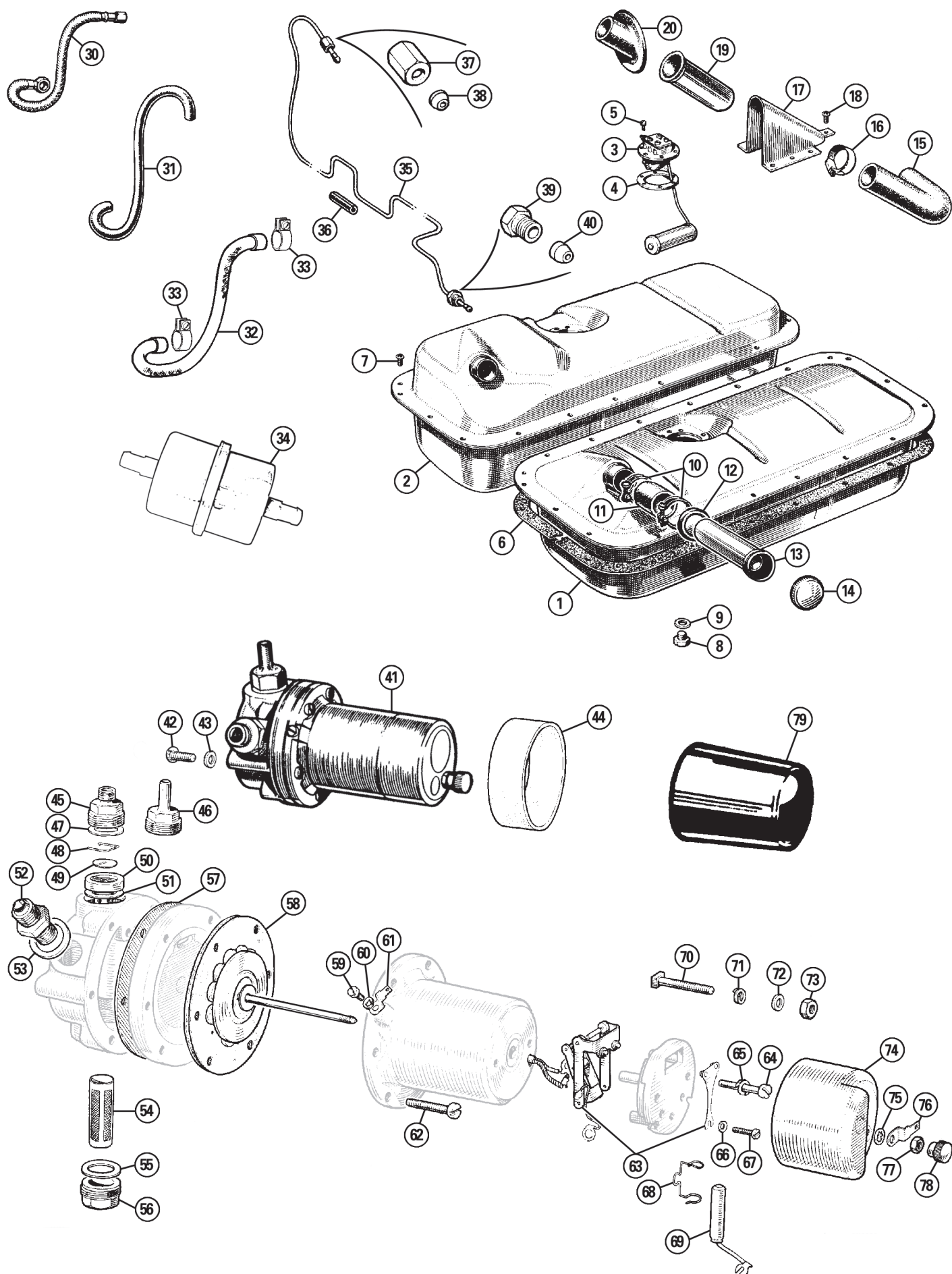


| ill. | Part Number | Description | Req. | Details |
|----------------------------|-------------|---|------|---|
| Manifolds & Exhaust System | | | | |
| Manifolds | | | | |
| 1 | 3H2687 | GASKET | a/r | H1 & H2 carburettors |
| 2 | 3H2686 | SPACER | 1 | H1 & H2 carburettors |
| 3 | CHS2616 | STUD, carb to manifold | 2 | |
| 4 | GHF333 | WASHER, spring | 2 | |
| 5 | GHF202 | NUT | 2 | |
| 6 | 12A353 | BRACKET | 1 | HS2 carburettors |
| 7 | 1G2624 | GASKET | a/r | HS2 carburettors |
| 8 | AEA586 | SPACER | 1 | HS2 carburettors |
| 10 | 2A540 | MANIFOLD, inlet | 1 | 803cc, H1 carburettors |
| 11 | 2A718 | MANIFOLD, inlet | 1 | 948cc, H2 carburettors |
| 12 | 2A102 | MANIFOLD, exhaust | 1 | 803-948cc |
| | 2A102R | MANIFOLD, inlet/exhaust, reconditioned | 1 | |
| 13 | 2A106 | GASKET, inlet to exhaust manifold | 1 | 803-948cc |
| 14 | BH604201 | BOLT, inlet to exhaust manifold | 4 | |
| 15 | GHF300 | WASHER, plain | 4 | |
| 16 | AJM601 | GASKET, manifold to head | 1 | |
| 17 | 12A1097 | MANIFOLD, inlet/exhaust | 1 | |
| | 12A1097R | MANIFOLD, inlet/exhaust, reconditioned | 1 | |
| 18 | FHS2513 | STUD, manifold to cylinder head | 2 | |
| 19 | 12A1211 | WASHER, large, manifold fixing | 4 | |
| 20 | GHF301 | WASHER | 2 | |
| 21 | GHF261 | NUT, brass | 6/2 | use 2 for outer studs if long inner studs used |
| 22 | GHF261A | NUT, brass, double length | 4 | |
| | | | | easy fitting on 4 centre studs |
| 23 | ADP210 | PLUG, blanking | a/r | |
| 24 | ADU1402 | ADAPTOR, one way, servo take off | 1 | |
| | | (This valve can be inserted to replace the blanking plug if a brake servo is being fitted). | | |
| 25 | AED172 | WASHER, copper | a/r | alternatives |
| | 1B3664 | WASHER, fibre | a/r | |

Exhaust System & Fitting

| | | | | |
|--|----------|---------------------------------------|-----|-------------------------------|
| 30 | ARA16 | EXHAUST SYSTEM, mild steel | 1 | to (c) 448800 |
| | ARA16SS | EXHAUST SYSTEM, stainless steel | 1 | |
| | GEX113 | EXHAUST SYSTEM, mild steel | 1 | from (c) 448801 |
| | GEX113SS | EXHAUST SYSTEM, stainless steel | 1 | |
| Note: This is a full length system. This system can be difficult to fit without the use of a ramp to provide adequate room to pass the system over the axle, then up through the bulkhead. | | | | |
| | GEX2633 | FRONT PIPE | 1 | |
| | ARA4 | SILENCER | 1 | to (c) 283013 |
| | GEX2331 | SILENCER | 1 | from (c) 283014 |
| | ACA5030 | REAR PIPE | 1 | to (c) 283013 |
| | ARA636 | REAR PIPE | 1 | from (c) 283014 |
| | GEX1352 | REAR PIPE | 1 | from (c) 448801 |
| 35 | GEX7046 | CLAMP, pipe to manifold, cast type | 1 | |
| | GEX7046Z | CLAMP, pipe to manifold, pressed type | 1 | alternative |
| 40 | ACF5169K | PLATE & INSULATOR KIT | 1 | |
| 42 | AJD1244Z | BOLT | 5/4 | qty. reduced at (c) 342857 |
| 43 | GHF331 | WASHER, locking | 5/4 | |
| 44 | AJD8012Z | NUT | 5/4 | |
| 50 | GEX7226 | MOUNT KIT, front | 1 | |
| (Includes items: 51, 52, 53, 54, 55, 56, 57, 58, 59. kit contains UNF threads). | | | | |
| 51 | GEX7229 | STRAP, front | 1 | |
| 52 | GEX7510 | PLATE, strap support | 2 | |
| 53 | GEX7228 | CLIP | 2 | |
| 54 | AJD6106Z | SCREW, 1/4" BSF | 2 | |
| | GHF117 | SCREW, 1/4" UNF | 2 | |
| 55 | GHF331 | WASHER, spring | 2 | |
| 56 | AJD8104 | NUT, 1/4" BSF | 2 | |
| | GHF200 | NUT, 1/4" UNF | 2 | |
| 57 | BH604181 | BOLT, clamping | 1 | |
| 58 | GHF300 | WASHER | 1 | |
| 59 | GHF200 | NUT | 1 | |
| 60 | GEX7227 | MOUNT KIT, rear | 1 | |
| (Includes items: 61, 62, 63, 64, 65, 66, 67, 68, 69. Kit contains UNF threads). | | | | |
| 61 | GEX7230 | STRAP, rear | 1 | |
| 62 | GEX7510 | PLATE, strap support | 2 | |
| 63 | GEX7228 | CLIP | 2 | |
| 64 | AJD6106Z | SCREW, 1/4" BSF | 2 | |
| | GHF117 | SCREW, 1/4" UNF | 2 | |
| 65 | GHF331 | WASHER, spring | 2 | |
| 66 | AJD8104 | NUT, 1/4" BSF | 2 | |
| | GHF200 | NUT, 1/4" UNF | 2 | |
| 67 | BH604181 | BOLT, clamping | 1 | |

| ill. | Part Number | Description | Req. | Details |
|------|-------------|---|------|---|
| 68 | GHF300 | WASHER | 1 | |
| 69 | GHF200 | NUT | 1 | |
| 70 | GEK1900 | FITTING KIT, exhaust (Uses U bolt clamps as alternative to original pressed clamps). | 1 | Saloon, Tourer & Traveller. Standard systems only |



| Ill. | Part Number | Description | Req. | Details |
|------------------------------------|-------------|-----------------------------------|------|----------------------|
| Fuel System | | | | |
| Fuel Tank & Filler Neck | | | | |
| 1 | ARA22 | FUEL TANK | 1 | to (c) 487047 |
| 2 | ARA472 | FUEL TANK | 1 | from (c) 487048 |
| 3 | 135638 | TANK UNIT, fuel gauge | 1 | to (c) 487047 |
| | 21A168 | TANK UNIT, fuel gauge | 1 | from (c) 487048 |
| | ARP1222 | TANK UNIT, fuel gauge | 1 | from (c) 1082281 |
| 4 | 2H1082 | GASKET, tank unit | 1 | |
| | 293-401 | Gasket Set, Viton | 1 | |
| 5 | 53K165 | SCREW | 6 | |
| | 323-728 | SCREW SET, tank sender | 1 | |
| 6 | 128481 | SEAL, tank to floor | 2 | |
| 7 | GHF423 | SCREW, tank mounting | 18 | |
| 8 | ARH672 | PLUG, tank drain | 1 | |
| 9 | ARA967 | WASHER, sealing | 1 | |
| 10 | GHC11080 | CLIP, filler neck hose, band type | 2 | |
| | CS4042 | CLIP, filler neck hose, wire type | 2 | |
| 11 | AAA218 | HOSE, tank filler | 1 | |
| 12 | AAA1422 | GROMMET, filler neck to body | 1 | all except Traveller |
| 13 | 180590 | NECK, tank filler | 1 | to (c) 487047 |
| | ACG5293 | NECK, tank filler | 1 | from (c) 487048 |
| 14 | 180592 | FILLER CAP | 1 | to (c) 482059 |
| | ACA5425 | FILLER CAP | 1 | from (c) 482060 |
| 15 | ACA5065 | HOSE, tank filler | 1 | |
| 16 | GHC11080 | CLIP, filler neck hose, band type | 2 | |
| | CS4042 | CLIP, filler neck hose, wire type | 2 | Traveller |
| 17 | ADA694 | COVER, filler neck | 1 | |
| 18 | GHF425 | SCREW, cover to load floor | 7 | |
| 19 | 180590 | NECK, tank filler | 1 | to (c) 487047 |
| | ACG5293 | NECK, tank filler | 1 | from (c) 487048 |
| 20 | AAA1391 | GROMMET, filler neck | 1 | |

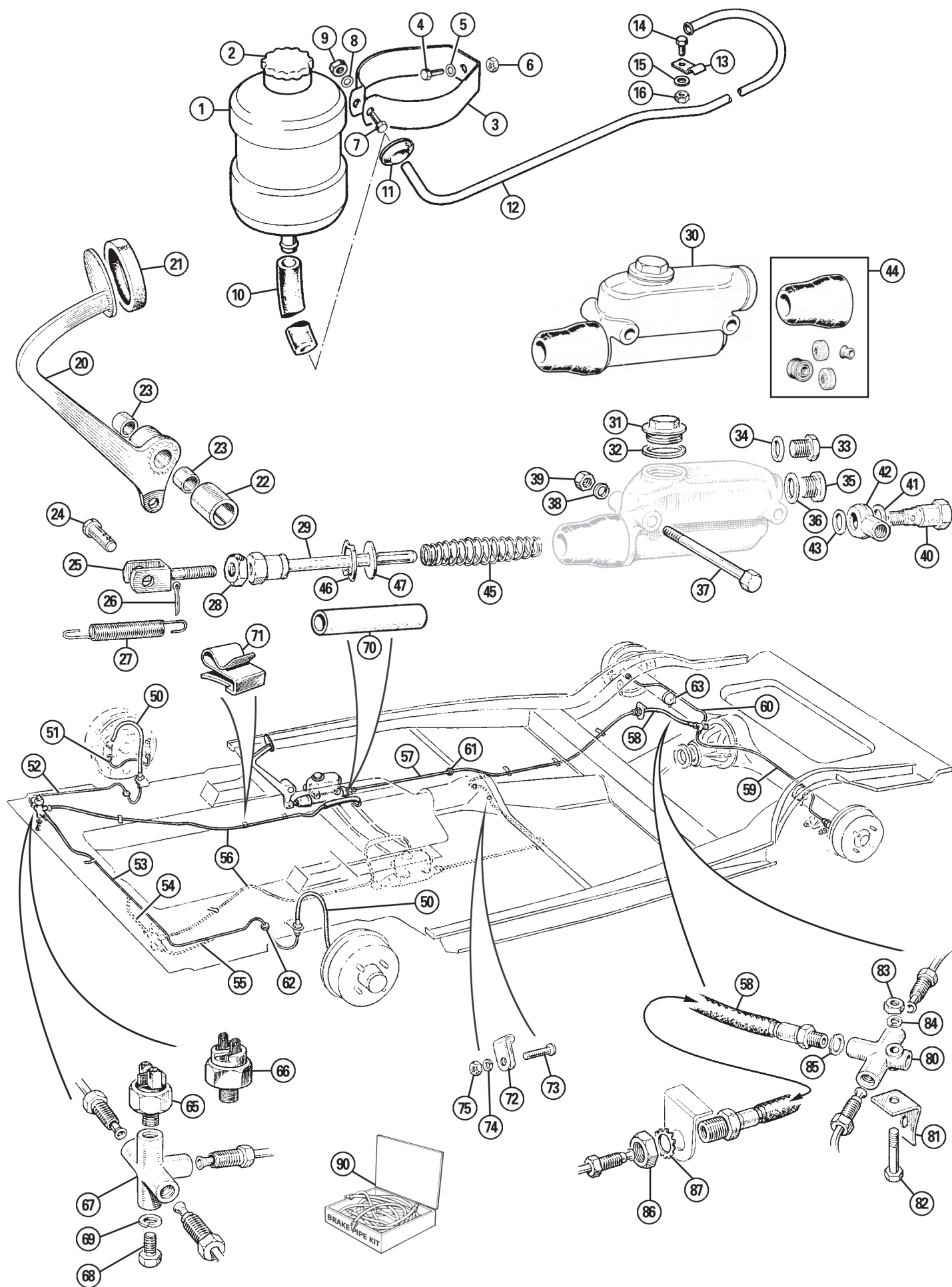
Fuel Line & Pumps

| | | | | |
|----|----------|---|---|-----------------|
| 30 | AAA526 | HOSE, pump to carburettor, banjo fitting | 1 | to (c) 476763 |
| 31 | ACA5356 | HOSE, pump to carburettor, push-on | 1 | from (c) 476764 |
| 32 | ACA5520 | HOSE, pump to carburettor, push-on | 1 | from (c) 666690 |
| | GGT107 | HOSE, pump to carb, 'Petroflex' push-on | 1 | |
| 33 | GGT1117X | CLIP, fuel hose | 2 | |
| 34 | GFE7004 | FUEL FILTER | 1 | |
| 35 | AJD525 | PIPE, tank to pump | 1 | |
| 36 | ACA5431 | SLEEVE, pipe protector | 1 | |
| 37 | ACA5399 | NUT, pipe to pump | 1 | |
| 38 | TL8 | OLIVE | 1 | |
| 39 | ACA5128 | UNION, pipe to tank | 1 | |
| 40 | ACA5129 | NIPPLE, tank union | 1 | |
| 41 | AUA25 | FUEL PUMP, SU, screw unions | 1 | to (c) 476763 |
| | AUA25EP | FUEL PUMP, SU, electronic, positive earth | 1 | alternative |
| | AUA25EN | FUEL PUMP, SU, electronic, negative earth | 1 | |
| | AUA66 | FUEL PUMP, SU, push-on outlet unions | 1 | from (c) 476764 |
| | AUA66EP | FUEL PUMP, SU, electronic, positive earth | 1 | alternative |
| | AUA66EN | FUEL PUMP, SU, electronic, negative earth | 1 | |

Note: These electronic pumps are externally identical to the original points operated type, but offer more reliable electronic operation. Available in positive (EP) or negative (EN) earth.

| | | | | |
|----|----------|--------------------------------------|---|-------------------------|
| | AUA66Z | FUEL PUMP, aftermarket | 1 | |
| 42 | AJD6155Z | SCREW, pump to battery box, 1/4" BSF | 2 | SU pumps only |
| 43 | GHF331 | WASHER, locking | 2 | |
| 44 | AUA504 | SLEEVE, rubber | 1 | |
| 45 | AUA1422 | UNION, outlet, screw-on | 1 | to (c) 476763 |
| 46 | AUA1424 | UNION, outlet, push-on | 1 | from (c) 476764 |
| 47 | AUA1442 | WASHER, sealing | 2 | |
| 48 | AUA840 | SPRING CLIP | 1 | |
| 49 | AUA839 | VALVE, disc | 2 | |
| 50 | AUA1822 | VALVE, cage | 1 | |
| 51 | AUA1479 | WASHER, sealing | 1 | |
| 52 | AUA887 | UNION, inlet, screw-on | 1 | |
| 53 | AUA1405 | WASHER, sealing | 1 | |
| 54 | AUA1464 | FILTER | 1 | |
| 55 | AUA1442 | WASHER, sealing | 2 | |
| 56 | AUA1421 | PLUG, filter | 1 | |
| 57 | AUA4082 | GASKET | 1 | |
| 58 | WZX1710 | DIAPHRAGM KIT | 1 | shaft length 2 3/8" |
| | AUB6099 | DIAPHRAGM KIT | 1 | shaft length 2 15/16" |
| | AUB6082 | DIAPHRAGM KIT | 1 | replacement pumps |
| | | | | manufactured after 1985 |
| 59 | AUA699 | SCREW | 1 | |
| 60 | AUA585 | WASHER, spring | 1 | |
| 61 | AUA692 | CONNECTOR, earth | 1 | |
| 62 | AUA4083 | SCREW | 6 | |
| 63 | AUB6106A | POINTS SET | 1 | |
| 64 | AUA1459 | SCREW, pedestal to coil body | 2 | |

| Ill. | Part Number | Description | Req. | Details |
|------|-------------|-----------------------|------|---------|
| 65 | AUA1863 | WASHER, spring | 2 | |
| 66 | AUA566 | WASHER, dished | 1 | |
| 67 | AUA565 | SCREW, blade | 1 | |
| 68 | AUA5059 | CLIP, condenser | 1 | |
| 69 | CZX1004 | DIODE, dual polarity | 1 | |
| | CZX1005 | DIODE, positive earth | 1 | |
| 70 | AUA1468 | SCREW, terminal | 1 | |
| 71 | AUA1863 | WASHER, spring | 1 | |
| 72 | AUA1662 | WASHER, lead | 1 | |
| 73 | AUA1661 | NUT, recessed | 1 | |
| 74 | AUA1466 | COVER | 1 | |
| 75 | WF702101 | WASHER, shake-proof | 1 | |
| 76 | AUA692 | CONNECTOR, feed | 1 | |
| 77 | 311-255 | NUT | 1 | |
| 78 | AUA869 | KNOB, terminal | 1 | |
| 79 | ACG5147 | COVER, rubber | 1 | |



| ill. | Part Number | Description | Req. | Details |
|------|-------------|-------------|------|---------|
|------|-------------|-------------|------|---------|

Brake Controls & Hydraulics**Brake Reservoir**

| | | | | |
|----|----------|-------------------------|---|---------------------------|
| 1 | 83H537 | RESERVOIR, brake | 1 | Benelux (c) 1192884-on |
| 2 | 37H1677 | CAP, reservoir | 1 | |
| 3 | ACA8232 | BRACKET, reservoir | 1 | |
| 4 | SH604031 | SCREW, bracket to dash | 1 | |
| 5 | GHF331 | WASHER, spring | 1 | |
| 6 | GHF200 | NUT | 1 | |
| 7 | PMZ314 | SCREW, bracket | 1 | |
| 8 | WL700101 | WASHER, spring | 1 | |
| 9 | GHF206 | NUT | 1 | |
| 10 | BCA4950 | HOSE, reservoir to pipe | 1 | |
| 11 | 600395 | GROMMET | 1 | |
| 12 | ACA8233 | PIPE | 1 | |
| 13 | BMK1703 | CLIP | 1 | |
| 14 | PMZ308 | SCREW, clip | 1 | |
| 15 | WL700101 | WASHER, spring | 1 | |
| 16 | GHF206 | NUT | 1 | |

Brake Pedals & Master Cylinder

| | | | | |
|----|----------|---|---|---------------------|
| 20 | 133575 | PEDAL, brake | 1 | LHD to (c) 434583 |
| | AAA1494 | PEDAL, brake | 1 | RHD & all |
| | | | 1 | LHD from (c) 434584 |
| 21 | ACA5359 | PAD, pedal rubber | 1 | |
| 22 | AAA1939 | SPACER | 1 | |
| 23 | AAA1423 | BUSH | 2 | |
| 24 | AAA1486 | CLEVIS PIN | 1 | |
| 25 | AAA414 | YOKE, pedal to pushrod (Includes lock nut, item 28). | 1 | |
| 26 | GHF501 | SPLIT PIN | 1 | |
| 27 | AAA599 | SPRING, pedal return | 1 | |
| 28 | AJD8205Z | NUT, locking | 1 | |
| 29 | AAA413 | PUSHROD | 1 | |
| 30 | GMC115 | MASTER CYLINDER ASSEMBLY (Manufactured by Lockheed). | 1 | all models |
| 31 | 180-250 | PLUG, filler | 1 | |
| 32 | 180-220 | SEAL | 1 | |
| 33 | 68625 | PLUG, small | 1 | (1953-62) |
| 34 | 11D5070 | GASKET, small | 1 | |
| 35 | 7H7435 | PLUG, large | 1 | (1962 on) |
| 36 | 7H7436 | GASKET, large | 1 | |
| 37 | AAA5984 | BOLT | 2 | |
| 38 | GHF333 | WASHER, spring | 2 | |
| 39 | AJD8106Z | NUT | 2 | |
| 40 | 27H7167 | BOLT, banjo | 1 | |
| 41 | 3H550 | WASHER, copper | 1 | |
| 42 | 27H7189 | BANJO | 1 | |
| 43 | 233220A | WASHER, copper | 1 | |
| 44 | 180-900 | SEAL KIT, master cylinder | 1 | (1953-62) |
| | GRK1022 | SEAL KIT, master cylinder | 1 | (1962 on) |
| | GRK1022Z | SEAL KIT, master cylinder, aftermarket | 1 | |
| 45 | AJH5083 | SPRING | 1 | |
| 46 | 68623 | CIRCLIP | 1 | (1953-62) |
| | 15GR623 | CIRCLIP | 1 | (1962 on) |
| 47 | 7H7484 | WASHER | 1 | (1953-62) |
| | 15GR484 | WASHER | 1 | (1962 on) |

Brake Pipes, Hoses & Fittings

| | | | | |
|----|---------|---|---|-----------------|
| 50 | 17H7719 | BRAKE HOSE, front | 2 | to (c) 228266 |
| | GBH108 | BRAKE HOSE, front | 2 | from (c) 228267 |
| 51 | GPP12SS | BRAKE PIPE, wheel cyl. bridge, 3/8" BSF (This pipe has 3/8" BSF unions). | 2 | to (c) 228266 |
| | GPP12AA | BRAKE PIPE, wheel cyl. bridge, 3/8" UNF (This pipe has 3/8" UNF unions). | 2 | from (c) 228267 |
| 52 | GPP22SS | BRAKE PIPE, front union to RH hose | 1 | RHD |
| 53 | GPP46SS | BRAKE PIPE, front union to LH hose | 1 | |
| 54 | GPP46SS | BRAKE PIPE, front union to RH hose | 1 | LHD |
| 55 | GPP22SS | BRAKE PIPE, front union to LH hose | 1 | |
| 56 | GPP50SS | BRAKE PIPE, master cylinder to front | 1 | 3 way |
| 57 | GPP55SS | BRAKE PIPE, master cylinder to rear hose | 1 | RHD |
| | GPP59SS | BRAKE PIPE, master cylinder to rear hose | 1 | RHD commercial |
| | GPP68SS | BRAKE PIPE, master cylinder to rear hose | 1 | LHD |
| 58 | 17H7719 | BRAKE HOSE, rear, 3/8" BSF (This pipe has 3/8" BSF unions). | 1 | |
| 59 | GPP30SS | BRAKE PIPE, axle union to LH wheel cyl. | 1 | |
| 60 | GPP22SS | BRAKE PIPE, axle union to RH wheel cyl. | 1 | |

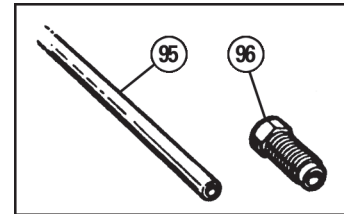
Note: All brake pipes are manufactured in copper, supplied cut to length & flared, with either BSF or UNF end fittings. UNF end fittings are only used on the wheel cylinder bridge pipes. All other body mounted pipes use BSF fittings. They must be bent to shape when fitting.

| ill. | Part Number | Description | Req. | Details |
|------|-------------|--|------|-----------------|
| 61 | 133288 | GROMMET, through crossmember | 1 | |
| 62 | 84739 | GROMMET, through wheel arch | 2 | |
| 63 | ACH8650 | STRAP, pipe to axle, metal | 2 | |
| | GHF1268 | STRAP, pipe to axle, plastic cable tie | 2 | alternative |
| 65 | 13H2303 | SWITCH, brake light, screw terminals | 1 | to (c) 990289 |
| 66 | C16062A | SWITCH, brake light, spade terminals | 1 | from (c) 990290 |
| 67 | AAA424 | UNION, 5 way | 1 | |
| 68 | AJD6254Z | BOLT | 1 | |
| 69 | GHF332 | WASHER, spring | 1 | |
| 70 | ACA5431 | SLEEVE, pipe protector | 1 | |
| 71 | 11K9181 | CLIP, pipe support | a/r | |
| 72 | PCR307 | CLIP | 2 | LHD |
| 73 | PMZ308 | SCREW | 2 | |
| 74 | WL700101 | WASHER, spring | 2 | |
| 75 | GHF206 | NUT | 2 | |
| 80 | 27H7165 | UNION, 3 way, rear axle, BSF | 1 | |
| 81 | AJA5017 | BRACKET | 1 | |
| 82 | AJD6112Z | BOLT | 1 | |
| 83 | AJD8104 | NUT | 1 | |
| 84 | GHF331 | WASHER, spring | 1 | |
| 85 | 233220A | WASHER, sealing, copper | 3 | |
| 86 | 2K8686 | NUT, brake hose | 3 | |
| 87 | WE600101 | WASHER, shake-proof | 3 | |

Brake Pipe Sets

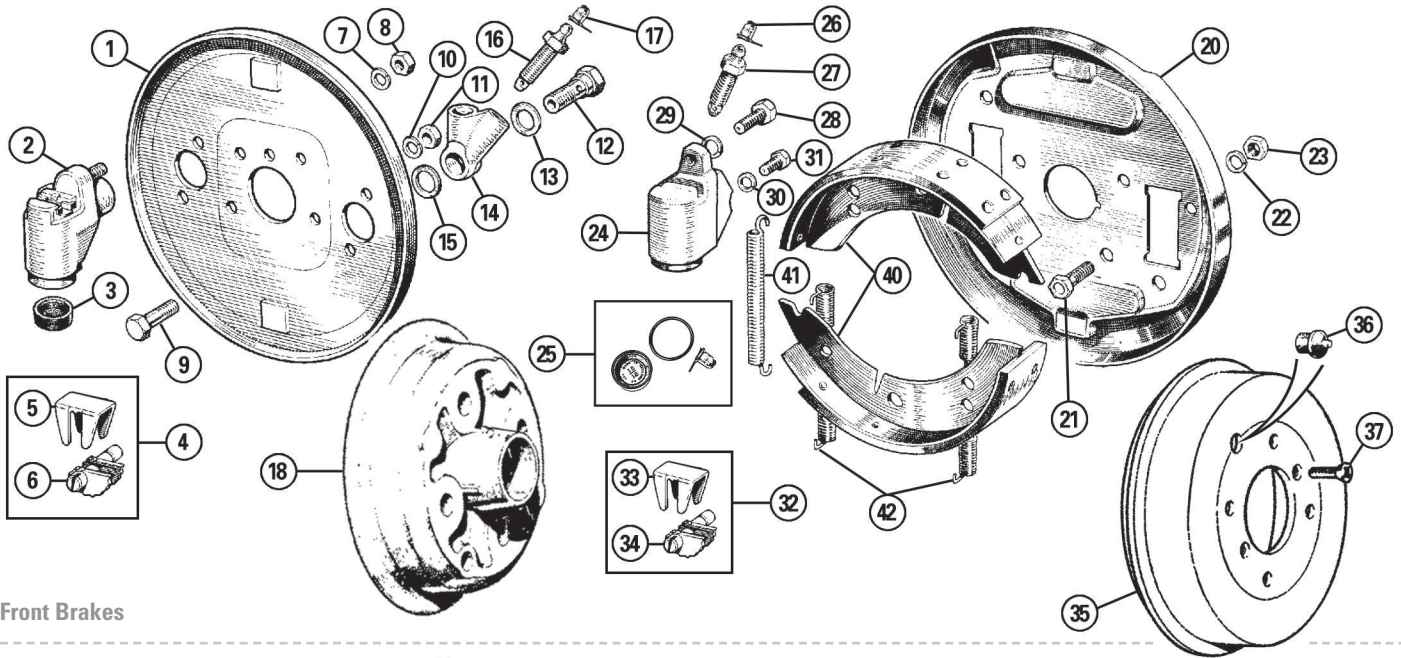
Our brake pipe kit are manufactured in copper and supplied cut to length & flared, with end fittings. They must be bent to shape when fitting.

| | | | | |
|----|---------|------------------------|---|-----|
| 90 | HGB5003 | BRAKE PIPE SET, copper | 1 | RHD |
| | HGL5003 | BRAKE PIPE SET, copper | 1 | LHD |

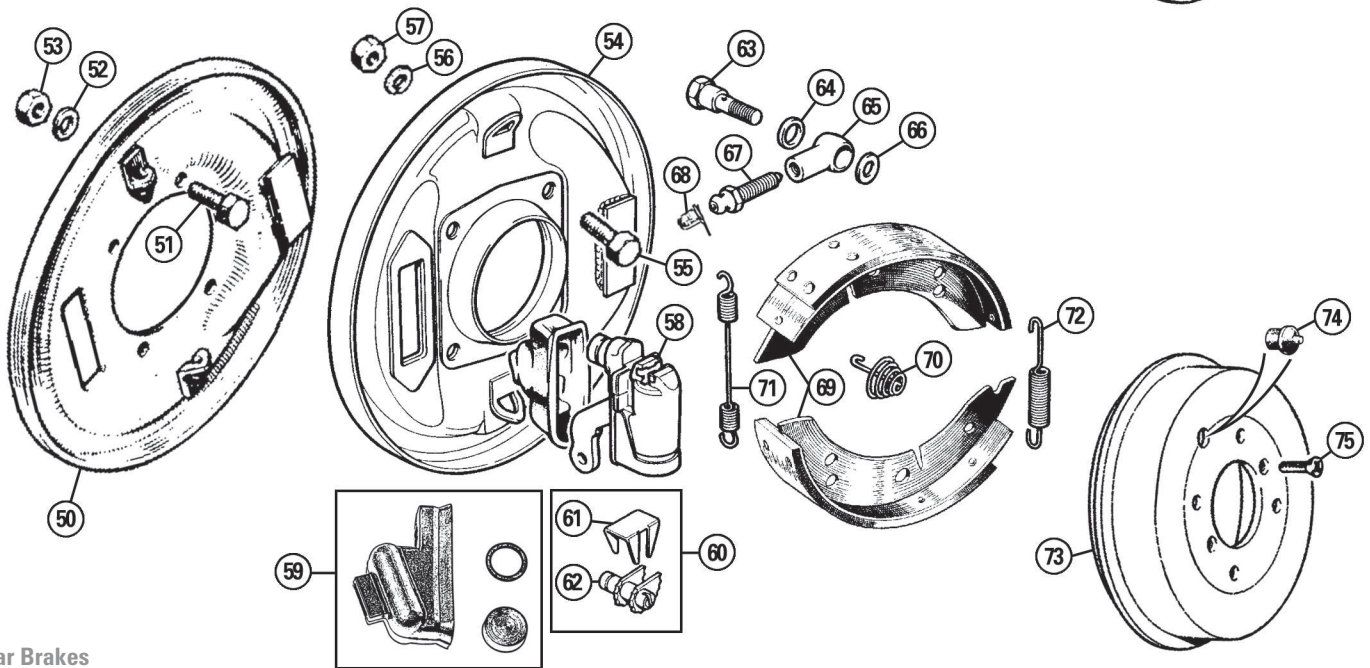
**Brake Pipe & Fittings**

Brake pipe and fittings are available to allow assembly of own pipes. Check thread of components before ordering pipe nuts. See our Restoration Tools catalogue for our range of brake pipe tools.

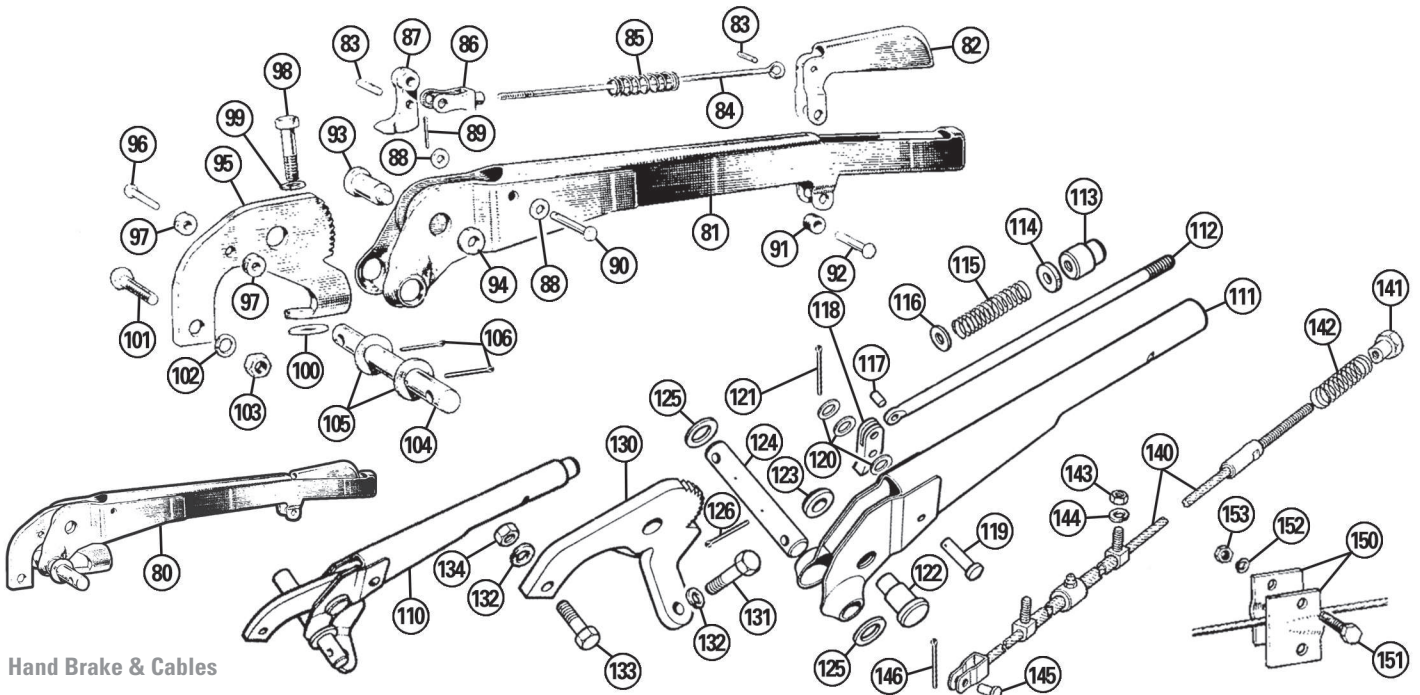
| | | | |
|----|---------|--------------------------------|-----|
| 95 | MPCP125 | BRAKE PIPE, copper, 25ft roll | a/r |
| | MPKF125 | BRAKE PIPE, kunifer, 25ft roll | a/r |
| 96 | AEHU3 | PIPE NUT, brass 3/8" BSF | a/r |
| | AEHU1 | PIPE NUT, brass, 3/8" UNF | a/r |



Front Brakes



Rear Brakes



| ill. | Part Number | Description | Req. | Details |
|------|-------------|-------------|------|---------|
|------|-------------|-------------|------|---------|

Front & Rear Brakes**Front Brakes: All Models (to (c) 228566)**

| | | | | |
|----|-----------|--------------------------------------|---|--|
| 1 | 68637 | BACK PLATE, brake, RH | 1 | |
| | 68638 | BACK PLATE, brake, LH | 1 | |
| 2 | 69107 | WHEEL CYLINDER, RH | 2 | |
| | 69108 | WHEEL CYLINDER, LH | 2 | |
| 3 | 7H7923 | SEAL, cup | 4 | |
| 4 | AAA423K | ADJUSTER KIT | 4 | |
| 5 | AAA421 | MASK, adjuster | 4 | |
| 6 | AAA423 | CAM, adjuster | 4 | |
| 7 | GHF331 | WASHER, spring | 4 | |
| 8 | 7H7355 | NUT, wheel cylinder | 4 | |
| 9 | 129395 | BOLT, back plate to swivel pin | 8 | |
| 10 | GHF332 | WASHER, spring | 8 | |
| 11 | AJD8105Z | NUT | 8 | |
| 12 | 7H7847 | BOLT, banjo | 4 | |
| 13 | 3H550 | WASHER, sealing, copper | 4 | |
| 14 | 180-691 | CONNECTOR, banjo, RH front & LH rear | 2 | |
| | 180-681 | CONNECTOR, banjo, LH front & RH rear | 2 | |
| 15 | 233220A | WASHER, sealing, copper | 4 | |
| 16 | 27H7166 | BLEED SCREW | 2 | |
| 17 | SMP100030 | DUST CAP, bleed nipple | 4 | |
| 18 | AAA1075 | BRAKE DRUM | 2 | |

Front Brakes: All Models (from (c) 228267)

| | | | | |
|----|-----------|--|---|-----------|
| 20 | 68637 | BACK PLATE, brake, RH | 1 | |
| | 68638 | BACK PLATE, brake, LH | 1 | |
| | ATA4036 | BACK PLATE, brake, RH | 1 | 803-948cc |
| | ATA4037 | BACK PLATE, brake, LH | 1 | |
| | 17H3733 | BACK PLATE, brake, RH | 1 | 1098cc |
| | 17H3734 | BACK PLATE, brake, LH | 1 | |
| 21 | 129395 | BOLT, back plate to swivel pin | 8 | 803-948cc |
| | ATA4027 | BOLT, back plate to swivel pin | 8 | 1098cc |
| 22 | GHF332 | WASHER, spring | 8 | |
| 23 | AJD8105Z | NUT | 8 | 803-948cc |
| | GHF201 | NUT | 8 | 1098cc |
| 24 | GWC110 | WHEEL CYLINDER, front, RH | 2 | |
| | GWC110Z | WHEEL CYLINDER, front, RH, aftermarket | 2 | |
| | GWC111 | WHEEL CYLINDER, front, LH | 2 | |
| | GWC111Z | WHEEL CYLINDER, front, LH, aftermarket | 2 | |
| 25 | 8G8245 | SEAL KIT, wheel cylinder | 4 | |
| | 8G8245Z | SEAL KIT, wheel cylinder, aftermarket | 4 | |
| 26 | SMP100030 | DUST CAP, bleed nipple | 4 | |
| 27 | 3H2428 | BLEED SCREW | 2 | |
| 28 | SH605051 | SCREW, wheel cylinder to back plate | 4 | |
| 29 | GHF332 | WASHER, spring | 4 | |
| 30 | GHF331 | WASHER, spring | 4 | |
| 31 | 7H7520 | SCREW, wheel cylinder to back plate | 4 | |
| 32 | AAA423K | ADJUSTER KIT | 4 | |
| 33 | AAA421 | MASK, adjuster | 4 | |
| 34 | AAA423 | CAM, adjuster | 4 | |
| 35 | 2A7168 | BRAKE DRUM, 7" | 2 | 803-948cc |
| | 2A7168CG | BRAKE DRUM, 7" Classic Gold | 2 | 803-948cc |
| | ATA7154 | BRAKE DRUM, 8" | 2 | 1098cc |
| 36 | 2A7228 | PLUG, brake drum | 2 | |
| 37 | SF604051 | SCREW | 4 | |

Brake Shoes & Springs: All Models

| | | | | |
|----|----------|---------------------|---|---------------|
| 40 | GBS704AF | BRAKE SHOE SET, 7" | 1 | 803-948cc |
| | GBS705 | BRAKE SHOE SET, 8" | 1 | 1098cc |
| 41 | 7H7519 | SPRING, shoe return | 4 | to (c) 228266 |
| 42 | AAA4776 | SPRING, shoe return | 4 | 803-948cc |
| | 27H6555 | SPRING, shoe return | 4 | 1098cc |

Rear Brakes: All Models

| | | | | |
|----|----------|-----------------------------|---|-----------------|
| 50 | 300897 | BACK PLATE, brake, RH | 1 | to (c) 228266 |
| | 300898 | BACK PLATE, brake, LH | 1 | |
| 51 | BH605111 | BOLT | 8 | |
| 52 | GHF332 | WASHER, spring | 8 | |
| 53 | GHF222 | NUT | 8 | |
| 54 | ATA7076 | BACK PLATE, brake, RH | 1 | from (c) 228267 |
| | ATA7077 | BACK PLATE, brake, LH | 1 | |
| 55 | SH605061 | BOLT | 4 | |
| 56 | GHF332 | WASHER, spring | 8 | |
| 57 | GHF201 | NUT | 8 | |
| 58 | GWC1111 | WHEEL CYLINDER | 2 | 803-948cc |
| | GWC1111Z | WHEEL CYLINDER, aftermarket | 2 | |
| | GWC1116 | WHEEL CYLINDER | 2 | 1098cc |
| | GWC1116Z | WHEEL CYLINDER, aftermarket | 2 | |
| 59 | 8G8243 | SEAL KIT, wheel cylinder | 2 | 803-948cc |
| | 8G8771 | SEAL KIT, wheel cylinder | 2 | 1098cc |
| 60 | AAA423K | ADJUSTER KIT | 4 | |
| 61 | AAA421 | MASK, adjuster | 4 | |
| 62 | AAA423 | CAM, adjuster | 4 | |
| 63 | 27H7167 | BOLT, banjo | 2 | |

| | | | | |
|------|-------------|--|------|-----------------|
| ill. | Part Number | Description | Req. | Details |
| 64 | 3H550 | WASHER, sealing, copper | 2 | |
| 65 | 27H7189 | CONNECTOR, banjo | 2 | |
| 66 | 233220A | WASHER, sealing, copper | 2 | |
| 67 | 27H7166 | BLEED SCREW | 2 | |
| 68 | SMP100030 | DUST CAP, bleed nipple | 2 | |
| 69 | GBS819AF | BRAKE SHOES, set | 1 | |
| 70 | AAA4714 | SPRING, shoe steady | 4 | |
| 71 | 68641 | SPRING, shoe return | 2 | to (c) 228266 |
| | AAA4778 | SPRING, shoe return | 2 | from (c) 228267 |
| 72 | 68647 | SPRING, shoe tension | 2 | to (c) 228266 |
| | AAA4777 | SPRING, shoe tension | 2 | from (c) 228267 |
| 73 | 2A7168 | BRAKE DRUM | 2 | |
| | 2A7168CG | BRAKE DRUM, Classic Gold | 2 | |
| 74 | ACA5070 | DUST SEAL, brake drum, oval | 4 | |
| | ACA5102 | DUST SEAL, brake drum, round | 2 | |
| | 2A7228 | DUST SEAL, brake drum, round | 2 | |
| | | (Replacement brake drums use 2A7228 dust seals). | | |
| 75 | SF604051 | SCREW | 4 | |

Handbrake & Cables**Handbrake Lever Series II (to (c) 448714)**

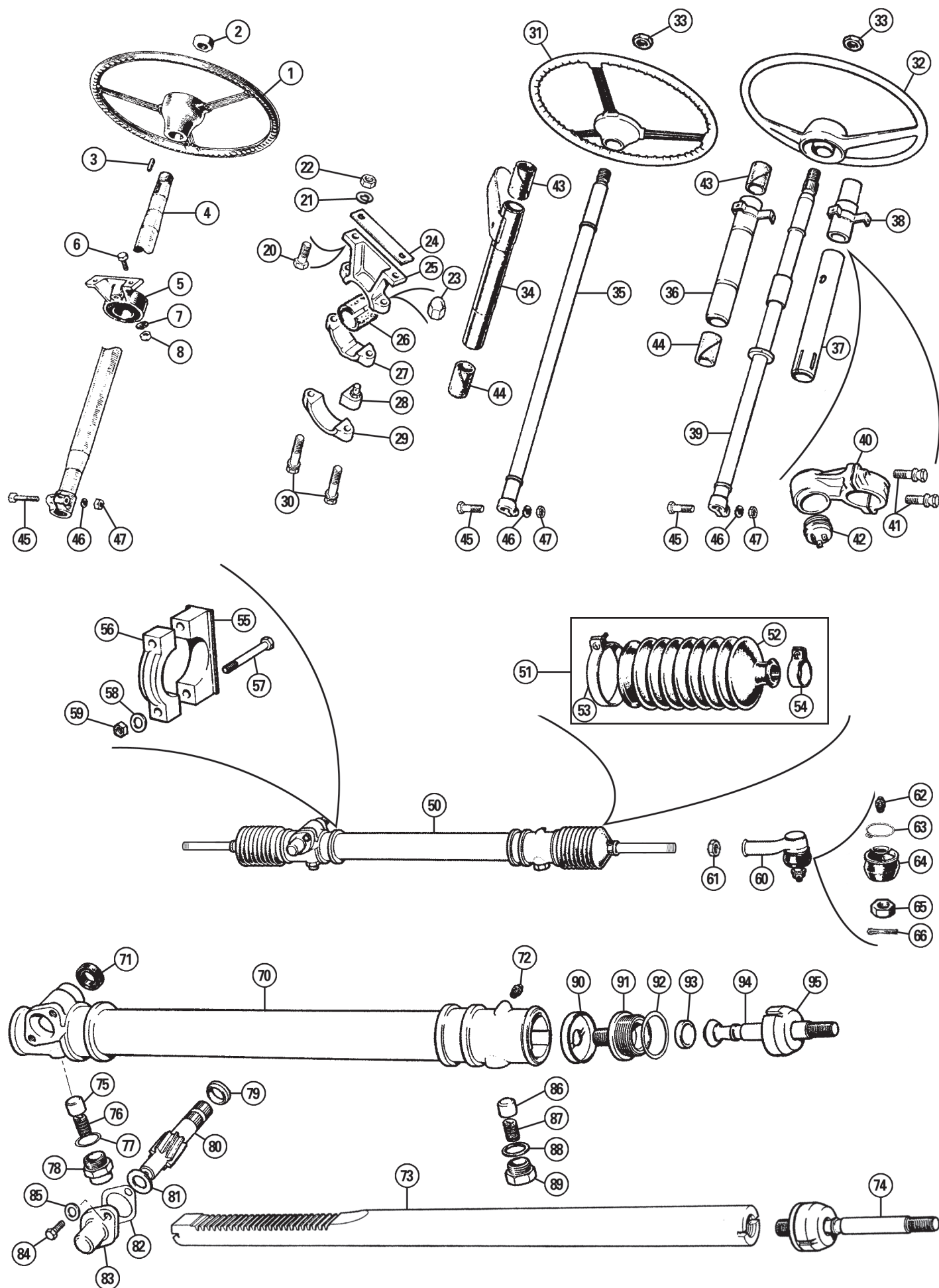
| | | | | |
|-----|----------|---------------------------|---|--|
| 80 | ACA5168 | LEVER ASSEMBLY, handbrake | 1 | |
| 81 | AAA660 | LEVER | 1 | |
| 82 | AAA717 | TRIGGER | 1 | |
| 83 | AAA245 | RIVET | 2 | |
| 84 | AAA287 | ROD, ratchet release | 1 | |
| 85 | AAA816 | SPRING | 1 | |
| 86 | 95513 | YOKE, rod end | 1 | |
| 87 | 53614 | PAWL | 1 | |
| 88 | GHF306 | WASHER | 2 | |
| 89 | GHF501 | SPLIT PIN | 1 | |
| 90 | RRS316 | RIVET | 1 | |
| 91 | 53700 | SPACER, trigger pivot | 1 | |
| 92 | RRS310 | RIVET | 1 | |
| 93 | ACA5357 | PIN, lever pivot | 1 | |
| 94 | ACA5240 | WASHER, plain | 1 | |
| 95 | ACA5166 | RATCHET | 1 | |
| 96 | RRS314 | RIVET | 1 | |
| 97 | AAA623 | WASHER | 2 | |
| 98 | 320-370 | BOLT | 1 | |
| 99 | GHF332 | WASHER, spring | 2 | |
| 100 | PWZ206 | WASHER, plain | 1 | |
| 101 | 320-370 | BOLT | 1 | |
| 102 | GHF332 | WASHER, spring | 2 | |
| 103 | AJD8105Z | NUT | 1 | |
| 104 | AAA790 | TRUNNION, lever to cables | 1 | |
| 105 | ACA5521 | WASHER, plain | 2 | |
| 106 | GHF501 | SPLIT PIN | 2 | |

Handbrake Lever: 1000cc Models (from (c) 448801)

| | | | | |
|-----|----------|---------------------------|---|-----------------|
| 110 | ACA5333 | LEVER ASSEMBLY, handbrake | 1 | |
| | ACA8153 | LEVER ASSEMBLY, handbrake | 1 | from (c) 990290 |
| 111 | ACA5334 | LEVER | 1 | |
| 112 | 21G5044 | ROD, ratchet release | 1 | |
| 113 | 21G5043 | KNOB, ratchet release | 1 | |
| 114 | 21G5042 | WASHER, anti-rattle, felt | 1 | |
| 115 | ACA5255 | SPRING | 1 | |
| 116 | ACA5417 | WASHER | 1 | |
| 117 | CRS306 | RIVET | 1 | |
| 118 | ACA5336 | PAWL | 1 | |
| 119 | CLZ314 | CLEVIS PIN | 1 | |
| 120 | PWZ103 | WASHER | 3 | |
| 121 | GHF501 | SPLIT PIN | 1 | |
| 122 | ACA5357 | PIN, lever pivot | 1 | |
| 123 | ACA5240 | WASHER, plain | 1 | |
| 124 | AAA790 | TRUNNION, lever to cables | 1 | |
| 125 | 95758 | WASHER, plain | 2 | |
| 126 | GHF501 | SPLIT PIN | 2 | |
| 130 | ACA5335 | RATCHET | 1 | |
| 131 | 320-370 | BOLT | 1 | |
| 132 | GHF332 | WASHER, spring | 2 | |
| 133 | 320-370 | BOLT | 1 | |
| 134 | AJD8105Z | NUT | 1 | |

Handbrake Cable: All Models

| | | | | |
|-----|----------|----------------------------|---|------------------------|
| 140 | ACG5285 | HANDBRAKE CABLE | 2 | all Saloon & Traveller |
| | ACA5429 | HANDBRAKE CABLE | 2 | van & Pickup |
| 141 | 311-520 | NUT, tension adjusting | 2 | |
| 142 | ACH8508 | SPRING, adjuster | 2 | |
| 143 | AJD8104 | NUT | 1 | |
| 144 | GHF331 | WASHER, spring | 4 | |
| 145 | ACB8715 | CLEVIS PIN | 2 | |
| 146 | GHF501 | SPLIT PIN | 2 | |
| 150 | ACA5522 | GUIDE, cable through floor | 4 | |
| 151 | AJD1022 | BOLT | 4 | |
| 152 | WL700101 | WASHER, spring | 4 | |
| 153 | AJD8012Z | NUT | 4 | |



ill. Part Number Description Req. Details

Steering Columns & Steering Racks

Steering Column (to (c) 448714)

| | | | |
|---|----------|-------------------------|---|
| 1 | 128673 | STEERING WHEEL | 1 |
| 2 | ACA5291 | NUT, steering wheel | 1 |
| 3 | 19835 | KEY, steering wheel | 1 |
| 4 | 185045 | COLUMN | 1 |
| 5 | 185046 | BRACKET, column support | 1 |
| 6 | 320-360 | BOLT | 2 |
| 7 | GHF332 | WASHER, spring | 2 |
| 8 | AJD8105Z | NUT | 2 |

Steering Column (from (c) 448801)

| | | | |
|----|----------|--|----------------------|
| 20 | 320-360 | BOLT | 2 |
| 21 | GHF332 | WASHER, spring | 2 |
| 22 | AJD8105Z | NUT | 2 |
| 23 | ACH6038 | NUT, cap | 2 |
| 24 | ACA5298 | GASKET, packing | 1 |
| 25 | ACA5294 | BRACKET, column support | 1 |
| 26 | ACA8115 | SLEEVE | 1 |
| 27 | ACA5295 | CLAMP, column bracket | 1 |
| 28 | ACA8116 | CLAMP, column bracket | 1 |
| 29 | ACA8118 | CLAMP, column bracket | 1 |
| 30 | SF604121 | SCREW | 2 |
| 31 | ACA6009 | STEERING WHEEL, wire spokes | 1 from (c) 448801 |
| 32 | ACA8195 | STEERING WHEEL, plastic spokes | 1 from (c) 1092770 |
| 33 | ACH6001 | NUT, steering wheel | 1 |
| 34 | ACA6013 | TUBE ASSEMBLY, column outer | 1 from (c) 448801 |
| | | | to (c) 705621 |
| | ACA6033 | TUBE ASSEMBLY, column outer | 1 from (c) 549923 |
| | | | approx. |
| 35 | ACA6012 | COLUMN, inner | 1 from (c) 448801 |
| | | | to (c) 705621 |
| 36 | ACA6037 | TUBE ASSEMBLY, column outer | 1 from (c) 705662 |
| | | | approx. |
| 37 | ACA8114 | TUBE ASSEMBLY, column outer | 1 with steering lock |
| 38 | ACA8113 | BRACKET, indicator switch | 1 |
| 39 | ACA6039 | COLUMN, inner | 1 from (c) 705622 |
| | | | approx. |
| | ACA8085 | COLUMN, inner, with steering lock | 1 from (c) 962804 |
| | | | approx. |
| 40 | BHA5215 | STEERING LOCK ASSEMBLY (Includes items: 41 & 42). | 1 |
| 41 | 51K4001 | BOLT, shear | 2 |
| 42 | 37H7708 | SWITCH, ignition | 1 |
| 43 | AHA5893 | BUSH, felt, column, upper | 1 |
| | GSV1095 | BUSH, nylon, column, upper | 1 alternative |
| 44 | ACA5398 | BUSH, felt, column, lower | 1 from (c) 448801 |
| | 17H6565 | BUSH, felt, column, lower | 1 from (c) 705662 |
| 45 | AJD6111Z | BOLT, column clamp, BSF | 1 |
| | BH604111 | BOLT, column clamp, UNF | 1 alternative |
| 46 | GHF331 | WASHER, spring | 1 |
| 47 | AJD8104 | NUT, BSF | 1 |
| | GHF200 | NUT, UNF | 1 alternative |

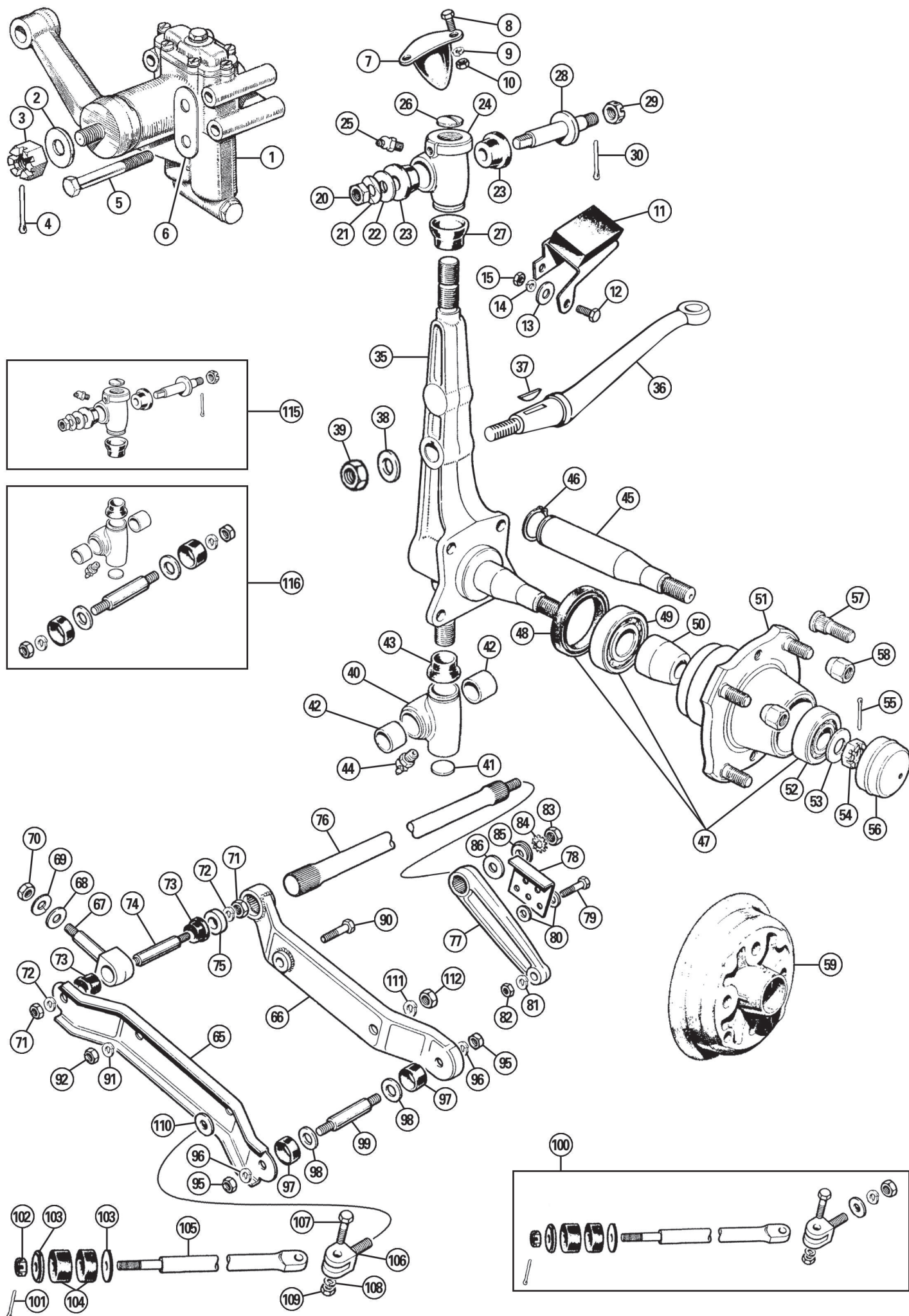
Steering Racks

| | | | | |
|----|------------|---|---|-----------------|
| 50 | ACA6007 | STEERING RACK, RHD | 1 | to (c) 567388 |
| | ACA6007E | STEERING RACK, RHD, recon./exch. | 1 | |
| | ACA6008 | STEERING RACK, LHD | 1 | |
| | ACA6008E | STEERING RACK, LHD, recon./exch. | 1 | |
| | ACG6009 | STEERING RACK, RHD | 1 | from (c) 567389 |
| | ACG6009E | STEERING RACK, RHD, recon./exch. | 1 | |
| | ACG6010 | STEERING RACK, LHD | 1 | |
| | ACG6010E | STEERING RACK, LHD, recon./exch. | 1 | |
| 51 | ACA6029K | GAITER KIT, steering rack, per end (1 gaiter & 2 clips, per rack end). | 2 | |
| | ACA6029KX2 | GAITER KIT, steering rack (2 gaiters & 4 clips, per rack). | 1 | |
| | ACA6029KZ | GAITER KIT, steering rack, aftermarket (2 gaiters & 4 nylon ties, per rack). | 1 | |
| 52 | ACA6029 | GAITER, steering rack | 2 | |
| 53 | BMK924A | CLIP, rack gaiter, large | 2 | |
| 54 | GGT1117X | CLIP, rack gaiter, small | 2 | |
| 55 | AAA1888 | CLAMP BASE, rack mounting | 2 | |
| 56 | AAA1889 | CLAMP CAP, rack mounting | 2 | |
| 57 | AJD6226Z | BOLT | 4 | |
| 58 | GHF332 | WASHER, spring | 4 | |
| 59 | AJD8105Z | NUT | 4 | |
| 60 | 7H3682 | TRACK ROD END (Fits early racks with 9/16" tie rods). | 2 | to (c) 567388 |

| | | | | |
|------|-------------|--|------|-----------------|
| ill. | Part Number | Description | Req. | Details |
| | GSJ169 | TRACK ROD END (Fits late racks with 5/8" tie rods). | 2 | from (c) 566389 |
| | GSJ169Z | TRACK ROD END, aftermarket | 2 | |
| 61 | 311-560 | LOCK NUT, 9/16" | 2 | for 7H3682 |
| | NT610041 | LOCK NUT, 5/8" | 2 | for GSJ169 |
| 62 | UHN305 | GREASE NIPPLE | 3 | |
| 63 | 7H3565 | CLIP | 2 | |
| 64 | 7H3762 | GAITER, track rod end, rubber | 2 | |
| 65 | NL607041 | NUT, castle head, 7/16" UNF | a/r | |
| | GHF274 | NUT, nyloc, 7/16" UNF | a/r | alternative |

Note: New track rod ends are supplied with nyloc nuts.

| | | | | |
|----|----------|--------------------------------------|-----|-----------------|
| 66 | GHF504 | SPLIT PIN | 2 | |
| 70 | ACA6019 | HOUSING, steering rack, RHD | 1 | |
| | ACA6020 | HOUSING, steering rack, LHD | 1 | |
| 71 | ACA5261 | SEAL, pinion | 1 | |
| 72 | UHN305 | GREASE NIPPLE | 3 | |
| 73 | ACA6026 | RACK BAR | 1 | |
| 74 | ACA6018 | BALL PIN KIT | 2 | from (c) 566384 |
| | | | | approx. |
| 75 | ACA5244 | DAMPER PAD, pinion housing | 1 | |
| 76 | ACA5248 | SPRING, pinion housing | 1 | |
| 77 | ACA5249 | SHIM, damper, pinion housing, 0.003" | a/r | |
| | ACA5275 | SHIM, damper, pinion housing, 0.010" | a/r | |
| 78 | ACA5245 | CAP | 1 | |
| 79 | ACA5257 | THRUST WASHER, upper | 1 | |
| 80 | ACA6027 | STEERING PINION, RHD | 1 | |
| | ACA6028 | STEERING PINION, LHD | 1 | |
| 81 | ACA5258 | THRUST WASHER, lower | 1 | |
| 82 | ACA5259 | SHIM, 0.003" | a/r | |
| | ACA5260 | SHIM, 0.005" | a/r | |
| | ACA5320 | SHIM, 0.0010" | a/r | |
| 83 | ACA5307 | BEARING, pinion tail | 1 | |
| 84 | AJD6155Z | SCREW, bearing to rack housing | 2 | |
| 85 | GHF331 | WASHER, spring | 2 | |
| 86 | ACA5284 | DAMPER PAD, secondary | 1 | |
| 87 | ACA5286 | SPRING, secondary | 1 | |
| 88 | ACA5283 | WASHER, sealing, secondary | 1 | |
| 89 | ACA5285 | CAP, secondary | 1 | |
| 90 | ACA5247 | LOCK TAB, tie rod | 2 | |
| 91 | ACA6031 | HOUSING, ball, male | 2 | |
| 92 | ACA6017 | SHIM, ball seat, 0.002" | a/r | |
| | ACA5301 | SHIM, ball seat, 0.003" | a/r | |
| | ACA5302 | SHIM, ball seat, 0.005" | a/r | |
| | ACA5303 | SHIM, ball seat, 0.010" | a/r | |
| 93 | ACA5246 | SEAT, ball | 2 | |
| 94 | ACA5262 | TIE ROD, 9/16" diameter | 2 | to (c) 567388 |
| | ACA6015 | TIE ROD, 5/8" diameter | 2 | from (c) 567389 |
| 95 | ACA5304 | HOUSING, ball, female | 2 | |



| ill. | Part Number | Description | Req. | Details |
|-------------------------------|-------------|---|------|--|
| Front Suspension | | | | |
| Dampers & Bump Stops | | | | |
| 1 | GSA112 | DAMPER, RH | 1 | |
| | GSA112E | DAMPER, RH, recon./exchange | 1 | |
| | GSA113 | DAMPER, LH | 1 | |
| | GSA113E | DAMPER, LH, recon./exchange | 1 | |
| 2 | WB116101 | WASHER | 2 | |
| 3 | 311-370 | NUT | 2 | |
| 4 | GHF504 | SPLIT PIN | 2 | |
| 5 | AAA4007 | BOLT, damper to bulkhead | 8 | |
| 6 | ACA5288 | PLATE, locking | 4 | |
| 7 | AAA1414 | BUMP STOP, LH | 1 | |
| | AAA1413 | BUMP STOP, RH | 1 | |
| 8 | 320-960 | BOLT | 4 | |
| 9 | GHF331 | WASHER, spring | 4 | |
| 10 | AJD8104 | NUT | 4 | |
| 11 | AAA1580 | BUFFER, rebound | 2 | |
| 12 | AJD6155Z | BOLT | 6 | |
| 13 | PWZ304 | WASHER | 6 | |
| 14 | GHF331 | WASHER, spring | 6 | |
| 15 | AJD8104 | NUT | 6 | |
| Swivel Pins, Trunnions & Hubs | | | | |
| 20 | FNZ508 | NUT | 2 | |
| 21 | ACA5277 | LOCKTAB | 2 | |
| 22 | ACA5278 | WASHER, bush support | 2 | |
| 23 | ACA5282 | BUSH, upper trunnion | 4 | |
| | ACA5282SPK | BUSH KIT, upper trunnion, polyurethane (Kit includes: 4 bushes for front suspension only). | 1 | uprated alternative |
| 24 | AAA3680 | TRUNNION, upper, RH | 1 | only available in |
| | AAA3681 | TRUNNION, upper, LH | 1 | upper trunnion kits |
| 25 | LN30041 | GREASE NIPPLE | 4 | |
| 26 | ACA4011 | PLUG, top trunnion | 2 | |
| 27 | ACA4012 | SEAL, grease ring | 2 | |
| 28 | AAA3653 | PIVOT PIN, upper trunnion | 2 | only available in upper trunnion kits |
| 29 | AJD8408Z | NUT | 2 | |
| 30 | GHF503 | SPLIT PIN | 2 | |
| 35 | 181989 | SWIVEL PIN, RH | 1 | to (c) 228266 |
| | 181990 | SWIVEL PIN, LH | 1 | to (c) 228266 |
| | ATA4078 | SWIVEL PIN, RH | 1 | from (c) 228267 |
| | ATA4079 | SWIVEL PIN, LH | 1 | from (c) 228267 |
| 36 | ATA4028 | STEERING ARM, RH | 1 | to (c) 750540 |
| | ATA4029 | STEERING ARM, LH | 1 | to (c) 750540 |
| | BTA106 | STEERING ARM, RH | 1 | from (c) 750541 |
| | BTA107 | STEERING ARM, LH | 1 | from (c) 750541 |
| 37 | WKN405 | KEY, steering arm | 2 | |
| 38 | GHF304 | WASHER, plain | 2 | |
| 39 | LNZ108 | NUT, locking, Aero | 2 | alternatives |
| | GHF225 | NUT, Nyloc | 2 | |
| 40 | BTA722 | TRUNNION, lower, RH | 1 | only available in |
| | BTA723 | TRUNNION, lower, LH | 1 | lower trunnion kits |
| 41 | ACA4010 | PLUG, lower trunnion | 1 | |
| 42 | ACA4009 | BUSH | 4 | |
| 43 | ACA4012 | SEAL, grease ring | 4 | |
| 44 | LN30041 | GREASE NIPPLE | 4 | |
| 45 | 183778 | STUB AXLE, RH | 1 | to (c) 228266 |
| | 183779 | STUB AXLE, LH | 1 | to (c) 228266 |
| | ATA4024 | STUB AXLE, RH | 1 | from (c) 228267 |
| | ATA4025 | STUB AXLE, LH | 1 | from (c) 228267 |
| 46 | 127907 | CIRCLIP | 2 | to (c) 228266 |
| | ATA4026 | CIRCLIP | 2 | from (c) 228267 |
| 47 | GHK1142 | WHEEL BEARING KIT (Includes 2 bearings & 1 oil seal). | 2 | |
| | GHK1142X | WHEEL BEARING KIT, tapered roller (Includes 2 bearings & 1 oil seal). | 2 | from (c) 228267 |
| 48 | GHS227 | OIL SEAL | 2 | |
| 49 | 157732 | WHEEL BEARING, inner | 2 | to (c) 228266 |
| | GHB129 | WHEEL BEARING, inner | 2 | from (c) 228267 |
| | GHB129T | WHEEL BEARING, inner, tapered roller | 2 | |
| 50 | 127919 | SPACER | 2 | to (c) 228268 |
| | 88G321 | SPACER | 2 | from (c) 228267 |
| 51 | ATA4128 | HUB | 2 | from (c) 228267 |
| 52 | 6K803 | WHEEL BEARING, outer | 2 | to (c) 228266 |
| | GHB128 | WHEEL BEARING, outer | 2 | from (c) 228267 |
| | GHB128T | WHEEL BEARING, outer, tapered roller | 2 | |
| 53 | 183780 | WASHER | 2 | to (c) 228266 |
| | ATA4034 | WASHER | 2 | from (c) 228267 |
| 54 | 311-370 | NUT, hub, RH thread | 1 | to (c) 228266 |
| | 51K328 | NUT, hub, RH thread | 1 | from (c) 228267 |
| | 311-380 | NUT, hub, LH thread | 1 | to (c) 228266 |
| | 51K1171 | NUT, hub, LH thread | 1 | from (c) 228267 |
| 55 | GHF504 | SPLIT PIN | 2 | |
| 56 | 139288 | CAP | 2 | from (c) 228267 |
| | 2A4067 | CAP | 2 | to (c) 228266 |
| 57 | 2A4066 | STUD, wheel | 8 | from (c) 228267 |
| 58 | 88G577 | WHEEL NUT | 8 | |
| 59 | 183061 | HUB AND BRAKE DRUM | 2 | to (c) 228266 |

| ill. | Part Number | Description | Req. | Details |
|---------------------------|-------------|--|------|---------------------|
| Lower Arms & Torsion Bars | | | | |
| 65 | ACA4001 | LOWER ARM, front | 2 | |
| 66 | ACA4002 | LOWER ARM, rear | 2 | |
| 67 | ACA8249 | EYEBOLT, inner fulcrum | 2 | |
| 68 | ACA5253 | WASHER, camber adjusting, thick | a/r | |
| | ACA5268 | WASHER, camber adjusting, thin | a/r | |
| 69 | WL600091 | WASHER, spring | 2 | |
| 70 | 309-010 | NUT | 2 | |
| 71 | AJD8106Z | NUT | 4 | |
| 72 | GHF333 | WASHER, spring | 4 | |
| 73 | ACA5242 | BUSH, lower/inner, rubber | 4 | |
| | ACA5242SPKF | BUSH KIT, lower/inner, polyurethane (Kit includes: 4 bushes for front suspension only). | 1 | uprated alternative |
| 74 | AAA1407 | FULCRUM PIN, lower/inner | 2 | |
| 75 | ACA5263 | SPIGOT, rear pivot | 2 | |
| 76 | AAA1482 | TORSION BAR | 2 | |
| 77 | AAA1483 | LEVER, torsion bar | 2 | |
| 78 | AAA1852 | PLATE, adjuster | 2 | |
| 79 | AJD6310Z | BOLT | 2 | |
| 80 | AJD7162 | WASHER, plain | 4 | |
| 81 | GHF333 | WASHER, spring | 4 | |
| 82 | AJD8106Z | NUT | 4 | |
| 83 | FNZ508 | NUT | 2 | |
| 84 | WE600081 | WASHER, shake-proof | 2 | |
| 85 | AAA1485 | WASHER, locating | 2 | |
| 86 | AAA1484 | WASHER | 2 | |
| 90 | AJD6309Z | BOLT | 2 | |
| 91 | GHF333 | WASHER, spring | 4 | |
| 92 | AJD8106Z | NUT, 3/8" BSF | 4 | |
| 95 | AJD8106Z | NUT, 5/16" BSF (Use with original fulcrum pins). | 4 | original |
| | GHF202 | NUT, 5/16" UNF (Use with remanufactured fulcrum pins). | 4 | alternative |
| 96 | GHF333 | WASHER, spring | 4 | |
| 97 | ACA5281 | SEALING RING | 4 | |
| 98 | ACA5280 | THRUST WASHER | 4 | |
| 99 | AAA1481 | FULCRUM PIN, lower/outer, 3/8" BSF (Original with BSF threads - use with item 95, Part No: AJD8106Z). | 4 | original |
| | 21G4002 | FULCRUM PIN, lower/outer, 3/8" UNF (Replacement item with UNF threads - use with item 95, Part No: GHF202). | 4 | alternative |

Tie Rod

| | | | | |
|-----|------------|---|---|---------------------|
| 100 | 8G4247 | TIE ROD KIT, one side | 2 | |
| 101 | GHF503 | SPLIT PIN | 2 | |
| 102 | AJD8406Z | NUT, castle | 2 | |
| 103 | ACA5265 | WASHER | 4 | |
| 104 | ACA5264 | BUSH, rubber | 4 | |
| | ACA5264SPK | BUSH KIT, polyurethane (Kit includes: 4 bushes). | 1 | uprated alternative |
| 105 | AAA1529 | TIE ROD | 2 | |
| 106 | AAA2082 | FORK, tie rod to lower arm | 2 | |
| 107 | AAA2084 | BOLT, 5/16" BSF, tie bar | 2 | original |
| | 21G4009 | BOLT, 5/16" UNF, tie bar | 2 | alternative |
| 108 | GHF332 | WASHER, spring | 2 | |
| 109 | AJD8105Z | NUT, 5/16" BSF | 2 | original |
| | GHF201 | NUT, 5/16" UNF | 2 | alternative |
| 110 | ACA5279 | WASHER | 2 | |
| 111 | GHF334 | WASHER, spring | 2 | |
| 112 | AAA2083 | NUT | 2 | |

Trunnion Rebuild Kits

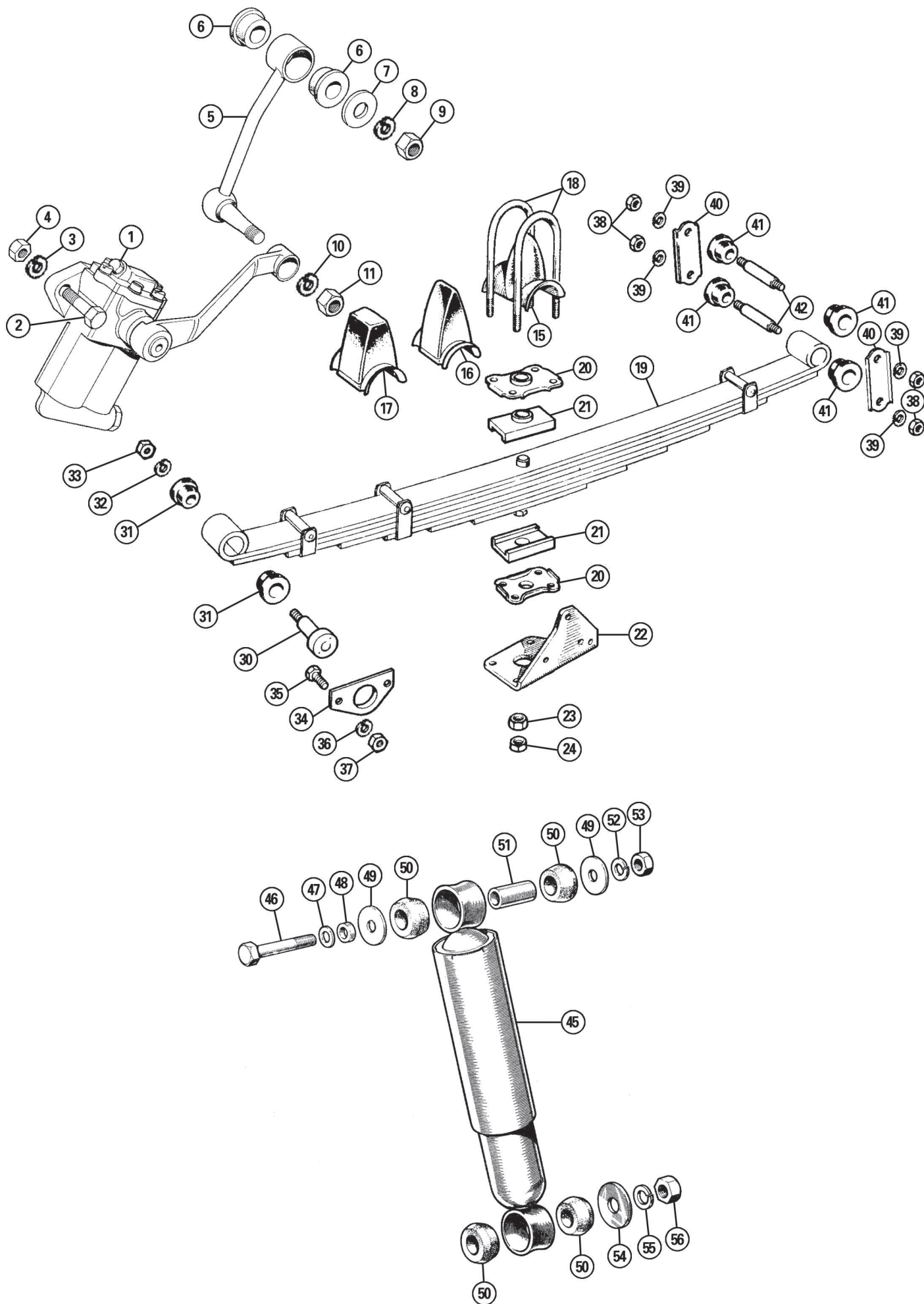
| | | | | |
|-----|---------|---|---|--|
| 115 | 18G8996 | TRUNNION KIT, upper, RH | 1 | |
| | 18G8997 | TRUNNION KIT, upper, LH (Includes items: 20, 21, 22, 23, 24, 25, 26, 27, 28, 29 & 30). | 1 | |
| 116 | 18G8998 | TRUNNION KIT, lower, RH | 1 | |
| | 18G8999 | TRUNNION KIT, lower, LH (Includes items: 40, 41, 42, 43, 44, 95, 96, 97, 98 & 99). | 1 | |

Shock Absorber Oil

Dynolite 'Shock Oil'

Designed for use in lever arm and vane type shock absorbers. Shock oil is suitable for normal use in Armstrong lever arm dampers.

| | | |
|-----------|--------------------|-----|
| GGL832110 | SHOCK OIL, 1 litre | a/r |
|-----------|--------------------|-----|



| ill. | Part Number | Description | Req. | Details |
|--|-------------|--|------|---|
| Rear Suspension | | | | |
| Rear Dampers: Saloon & Traveller Models | | | | |
| 1 | AJA5078 | DAMPER, RH | 1 | to (c) 240670 |
| | AJA5078E | DAMPER, RH, recon./exchange | 1 | |
| | AJA5079 | DAMPER, LH | 1 | |
| | AJA5079E | DAMPER, LH, recon./exchange | 1 | |
| | GSA337 | DAMPER, RH | 1 | from (c) 240671 |
| | GSA337E | DAMPER, RH, recon./exchange | 1 | |
| | GSA338 | DAMPER, LH | 1 | |
| | GSA338E | DAMPER, LH, recon./exchange | 1 | |
| 2 | AJD6310Z | BOLT, 3/8" BSF, damper to axle plate | 4 | alternative |
| | BH606101 | BOLT, 3/8" UNF, damper to axle plate | 4 | |
| 3 | GHF333 | WASHER, spring | 4 | alternative |
| 4 | AJD8106Z | NUT, 3/8" BSF | 4 | |
| | GHF202 | NUT, 3/8" UNF | 4 | to (c) 217204 |
| 5 | AAA173 | LINK | 2 | |
| | BMH2289 | LINK | 2 | from (c) 217205 |
| 6 | ACA5252 | BUSH, link to chassis, rubber | 4 | |
| | ACA5252SP | BUSH, link to chassis, polyurethane | 4 | uprated alternative |
| | PWZ206 | WASHER | 2 | |
| 8 | GHF333 | WASHER, spring | 2 | |
| 9 | AJD8406Z | NUT, link to chassis | 2 | |
| 10 | GHF333 | WASHER, spring | 2 | |
| 11 | AJD8106Z | NUT, link to damper arm | 2 | |
| 15 | 84349 | BUMP STOP | 2 | to (c) 217204 |
| | | | | |
| 16 | ACA5052 | BUMP STOP | 2 | from (c) 217205 |
| | | | | |
| 17 | 21G5162 | BUMP STOP | 2 | from (c) 584312 |
| | | | | |
| 18 | ACA5497 | U BOLT, spring to axle | 4 | 5 leaf springs |
| | AAA4047 | U BOLT, spring to axle | 4 | |
| 19 | 127825 | ROAD SPRING | 2 | to (c) 217204 |
| | ACA5016 | ROAD SPRING | 2 | |
| | | | | 7 leaf, from (c) 217204 |
| | | | | |
| | ACA5488 | ROAD SPRING | 2 | 5 leaf, from (c) |
| | | | | |
| | | | | 680464 |
| | | | | |
| | ACA5066 | ROAD SPRING | 2 | 7 leaf, Traveller |
| | | | | |
| 20 | ACA5139 | PLATE, axle locating | 4 | |
| 21 | ACA5138 | PAD, spring, rubber | 4 | |
| | ACA5138SPK | PAD KIT, spring, polyurethane (Kit includes: 4 spring pads) | 1 | uprated alternative |
| 22 | ACA5266 | BRACKET, damper mounting, RH | 1 | |
| | ACA5267 | BRACKET, damper mounting, LH | 1 | Saloon, Tourer |
| | AAA3631 | BRACKET, damper mounting, RH | 1 | |
| | AAA3632 | BRACKET, damper mounting, LH | 1 | & Traveller |
| 23 | AJD8106Z | NUT, U bolt | 8 | |
| 24 | AJD8206Z | NUT, locking | 8 | Commercial |
| 30 | ACA5305 | PIN, front spring eye | 2 | |
| | ACH5180 | PIN, front spring eye | 2 | to (c) 479592 |
| 31 | ACA5242 | BUSH, rubber | 4 | |
| | ACA5242SPKR | BUSH KIT, polyurethane (Kit includes: 12 bushes for rear spring and shackle only). | 1 | from (c) 479593 |
| | | | | |
| | AAA3627SPK | BUSH KIT, polyurethane (Kit includes: 4 bushes). | 1 | standard |
| | | | | |
| 32 | GHF333 | WASHER, spring | 2 | uprated alternative |
| 33 | GHF202 | NUT | 2 | |
| 34 | ACA5271 | PLATE, front pin | 2 | Saloon, Tourer |
| 35 | AJD6106Z | BOLT | 4 | |
| 36 | GHF331 | WASHER, spring | 4 | & Traveller |
| 37 | AJD8104 | NUT | 4 | |
| 38 | AJD8106Z | NUT, 3/8" BSF | 8 | uprated alternative |
| 39 | GHF333 | WASHER, spring | 8 | |
| 40 | ACA5251 | PLATE, rear shackle | 4 | 8 required for Saloon, Tourer & Traveller, 4 required for Van & Pickup |
| 41 | ACA5242 | BUSH, rubber | 8/4 | |
| | ACA5242SPKR | BUSH KIT, polyurethane (Kit includes: 12 bushes for rear spring and shackle). | 8/4 | |
| | | | | |
| 42 | AAA1407 | FULCRUM PIN, spring shackle | 4 | |

Rear Dampers: Light Commercial Models

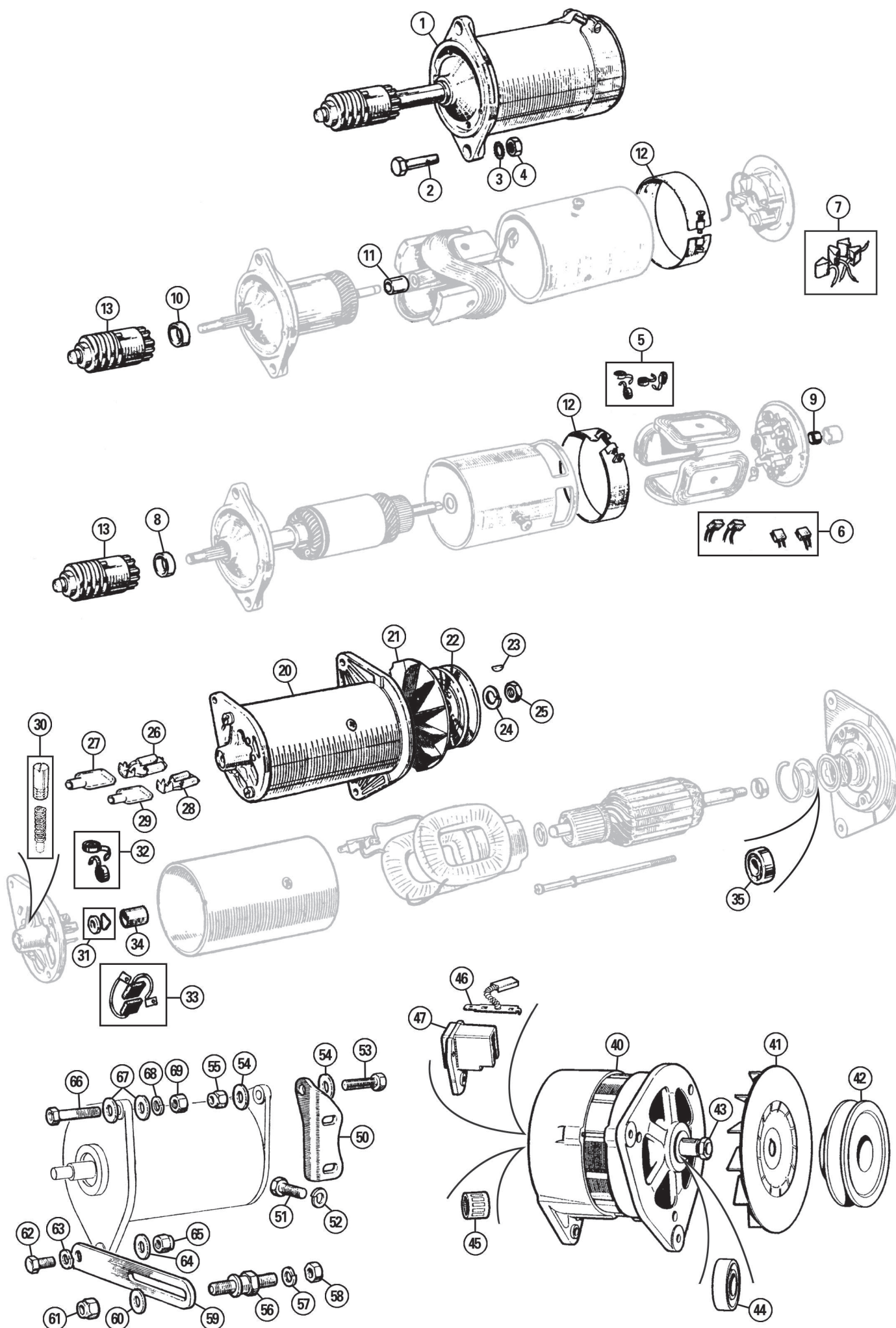
| | | | | |
|----|------------|---|---|--|
| 45 | GSA155 | DAMPER, telescopic | 2 | |
| 46 | AJD6320Z | BOLT, top mount | 2 | |
| 47 | GHF302 | WASHER, plain | 2 | |
| 48 | AAA2369 | SPACER, top mount | 2 | |
| 49 | AJD7232 | WASHER, plain, bush support upper | 4 | |
| 50 | ACB8871 | BUSH, rear damper, rubber | 8 | |
| | ACB8871SPK | BUSH KIT, rear damper, polyurethane (Kit includes: 2 one piece bushes for one damper). | 2 | |

| ill. | Part Number | Description | Req. | Details |
|------|-------------|-----------------------------------|------|---------|
| 51 | AAA2368 | SLEEVE, top mount | 2 | |
| 52 | GHF333 | WASHER, spring | 2 | |
| 53 | AJD8106Z | NUT | 2 | |
| 54 | PWZ207 | WASHER, plain, bush support lower | 2 | |
| 55 | GHF334 | WASHER, spring | 2 | |
| 56 | 311-280 | NUT | 2 | |

**Shock Absorber Oil****Dynolite 'Shock Oil'**

Designed for use in lever arm and vane type shock absorbers. Shock oil is suitable for normal use in Armstrong lever arm dampers.

| | | |
|-----------|--------------------|-----|
| GGL832110 | SHOCK OIL, 1 litre | a/r |
|-----------|--------------------|-----|



ill. Part Number Description Req. Details

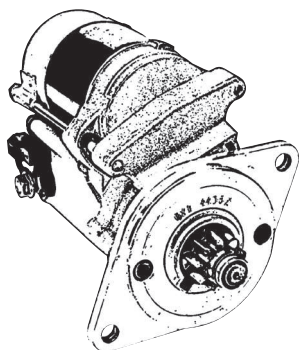
Starter, Dynamo & Alternator

Starter Motor

| | | | |
|--------|---|---|-----------------|
| Type A | STARTER MOTOR, Lucas No. 25022 (With inspection band & threaded pinion). | 1 | to (c) 990289 |
| Type B | STARTER MOTOR, Lucas No. 25079 (With inspection band & circlip pinion). | 1 | from (c) 990290 |
| Type C | STARTER MOTOR, Lucas No. 25149 (Without inspection band). | 1 | later type |

Note: The above starter motors are listed for reference only. They are all replaced by item 1, Part Number GEU9405.

| | | | | |
|----|----------|-------------------------------|---|-------------|
| 1 | GEU9405 | STARTER MOTOR, new | 1 | |
| 2 | BH606131 | BOLT, starter to engine plate | 2 | |
| 3 | GHF333 | WASHER, spring | 2 | |
| 4 | GHF202 | NUT | 2 | |
| 5 | 47H5341 | SPRING SET, brushes | 1 | types A & B |
| 6 | GSB102 | BRUSH SET, rectangular type | 1 | types A & B |
| 7 | GSB105 | BRUSH SET, wedge type | 1 | type C |
| 8 | 7H5049 | BUSH, front | 1 | type A |
| 9 | 511141 | BUSH, rear | 1 | type A |
| 10 | 47H5340 | BUSH, front | 1 | type B |
| 11 | 47H5346 | BUSH, rear | 1 | type B |
| 12 | 7H7058 | BAND COVER | 1 | types A & B |
| 13 | 67H5010 | PINION AND BARREL | 1 | types B & C |



High Torque Starter Motor

These brand new powerful, lightweight starter motors are high torque. This means they are less likely to burn out under the strain of cranking your engine over, especially with high compression engines.

| | | | |
|-----------|----------------------------|---|--|
| GXE4405XM | STARTER MOTOR, high torque | 1 | |
|-----------|----------------------------|---|--|

Dynamo

| | | | |
|--------|-------------------------|---|-----------------|
| Type A | DYNAMO, Lucas No. 22250 | 1 | |
| Type B | DYNAMO, Lucas No. 22258 | 1 | from (c) 161001 |
| Type C | DYNAMO, Lucas No. 22700 | 1 | from (c) 962266 |

Note: The above dynamos are listed for reference only. They are all replaced by item 20, Part Number GEU3101.

| | | | | |
|----|----------|------------------|-----|--|
| 20 | GEU3101 | DYNAMO, C40, new | 1 | |
| 21 | 17D11 | FAN, dynamo | 1 | |
| 22 | 12G2102 | PULLEY | 1 | |
| 23 | WKN404 | KEY | 1 | |
| 24 | GHF334 | WASHER, spring | 1 | |
| 25 | NT607041 | NUT, 7/16" UNF | 1 | |
| | AEJ49NUT | NUT, M10 | a/r | |

Note: Some remanufactured dynamos have a metric M10 thread on the spindle. Original dynamos use a 7/16" UNF thread. Check before ordering replacement nut.

| | | | | |
|----|---------|-------------------------|-----|-------------|
| 26 | 47H5419 | TERMINAL, large | a/r | |
| 27 | 515399 | INSULATOR, large | a/r | |
| 28 | RTC220A | TERMINAL, small | a/r | |
| 29 | 511269 | INSULATOR, small | a/r | |
| 30 | 147-900 | OILER | 1 | |
| 31 | 032307 | OILER, felt pad & plate | 1 | |
| 32 | 7H5031 | SPRING SET | 1 | |
| 33 | GGB105 | BRUSH SET | 1 | |
| 34 | 17H5407 | BUSH, rear | 1 | |
| 35 | 529221A | BEARING | 1 | types A & B |


ill. Part Number Description Req. Details

Alternator: 1098cc Models (from 1192909)

| | | | | |
|----|----------|----------------|---|------------------|
| 40 | 37H4253 | ALTERNATOR | 1 | from (c) 1192909 |
| 41 | 13H9551 | FAN | 1 | |
| 42 | 12G1054 | PULLEY | 1 | |
| 43 | NT607041 | NUT | 1 | |
| 44 | 18G8619 | BEARING, front | 1 | |
| 45 | 18G8620 | BEARING, rear | 1 | |
| 46 | 37H4119 | BRUSH SET | 1 | |
| 47 | 37H7030 | PLUG | 1 | |

Dynamo & Alternator Mounting Hardware

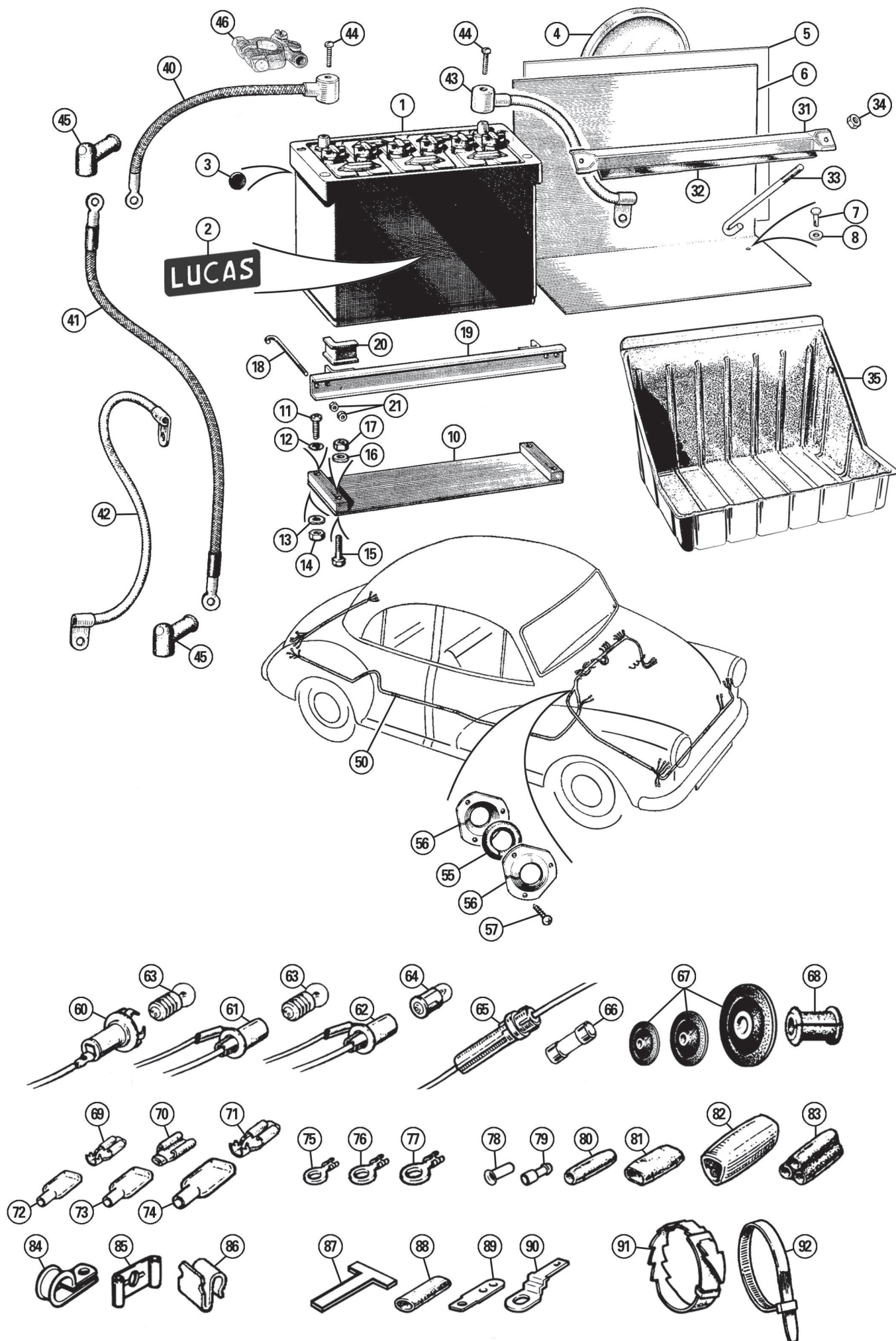
| | | | | |
|----|----------|--------------------------------------|---|--------------------|
| 50 | 12A526 | BRACKET, rear, dynamo fitment | 1 | |
| | 12G1053 | BRACKET, rear, alternator fitment | 1 | |
| 51 | SH605061 | SCREW, bracket to block | 2 | dynamo fitment |
| | SH605071 | SCREW, bracket to block | 2 | alternator fitment |
| 52 | GHF332 | WASHER, locking | 2 | |
| 53 | GHF104 | BOLT, dynamo/alternator to bracket | 1 | |
| 54 | GHF301 | WASHER, plain | 2 | |
| 55 | GHF272 | NUT, nyloc | 1 | |
| 56 | 12G314 | PEDESTAL, dynamo fitment | 1 | |
| | 12G3037 | PEDESTAL, alternator fitment | 1 | |
| 57 | GHF333 | WASHER, locking | 1 | |
| 58 | NT606041 | NUT, pedestal to engine bearer plate | 1 | |
| 59 | 12H67 | LINK | 1 | |
| 60 | GHF302 | WASHER, plain | 1 | |
| 61 | GHF223 | NUT, nyloc, link to pedestal | 1 | |
| 62 | SH505091 | SCREW, link to dynamo/alternator | 1 | |
| 63 | GHF332 | WASHER, locking | 1 | |
| 64 | GHF301 | WASHER, plain | 1 | |
| 65 | JN2158 | NUT, locking | 1 | |
| 66 | BH605141 | BOLT, dynamo to water pump | 1 | |
| | GHF121 | BOLT, alternator to water pump | 1 | |
| 67 | GHF301 | WASHER, plain | 2 | |
| 68 | GHF332 | WASHER, locking | 1 | |
| 69 | GHF201 | NUT | 1 | |



Alternator Conversion

Update your Minor's charging system to an alternator with our comprehensive kit. An alternator provides more reliable charging and increased output which is particularly useful when several electrical systems are being used at once, such as lights, wipers, blower etc. The kit includes an 18ACR, 45 amp alternator, pulley, drive belt, brackets, hardware and comprehensive instructions. The car must also be converted to negative earth.

| | | | |
|----------|---------------------------|-----|-------------|
| 130-068 | ALTERNATOR CONVERSION KIT | 1 | |
| GCB10825 | FAN BELT | a/r | replacement |



ill. Part Number Description Req. Details

Batteries, Wiring Harnesses & Fittings

Batteries & Battery Box Fittings

| | | | |
|---|----------|--------------------------------|---|
| 1 | GBY5601D | BATTERY, 12 volt, 30 A/hr, dry | 1 |
| | GBY5601W | BATTERY, 12 volt, 30 A/hr, wet | 1 |

Note: Due to delivery restrictions of hazardous goods, wet batteries can only be delivered by road and sea carrier to UK and mainland Europe. Dry batteries can be delivered worldwide, customers must arrange their own filling of dry batteries with suitable electrolyte and initial charge.

| | | | |
|---|---------|--------------------|-------------------|
| 2 | CRST191 | LABEL, 'Lucas' | 1 |
| 3 | ADA6357 | BUFFER, battery | 2 |
| 4 | AAA2370 | GROMMET, spit hole | 1 |
| 5 | ACA5518 | SEAL, spit hole | 1 |
| 6 | ACA5210 | MAT, insulator | 1 from (c) 426871 |
| | ACA5519 | MAT, insulator | 1 from (c) 695517 |
| 7 | BRP1110 | RIVET | 2 from (c) 426871 |
| 8 | PWZ102 | WASHER | 4 |

Battery Tray & Clamp (to (c) 426870)

| | | | |
|----|----------|----------------------------|---|
| 10 | ACA9673 | BATTERY TRAY, plastic | 1 |
| 11 | AJD4250Z | SCREW, battery tray to box | 2 |
| 12 | FWP610 | WASHER, cup | 2 |
| 13 | WM57 | WASHER, plain | 2 |
| 14 | AJD8012Z | NUT | 2 |
| 15 | AJD6109Z | BOLT, battery tray to box | 2 |
| 16 | GHF300 | WASHER | 2 |
| 17 | AJD8104 | NUT | 2 |
| 18 | AAA3690 | HOOK BOLT | 2 |
| 19 | AAA3689 | CLAMP BAR | 1 |
| 20 | AAA3773 | PACKING, rubber | 2 |
| 21 | AJD8204Z | NUT, 1/4" BSF | 4 |

Battery Clamp (from (c) 426871)

| | | | |
|----|----------|---|---|
| | ACH5228K | CLAMP BAR KIT (Includes items: 31, 32, 33 & 34 UNF threads). | 1 |
| 31 | ACH5228 | CLAMP BAR | 1 |
| 32 | 37H3743 | PACKING STRIP, rubber | 1 |
| 33 | AAA3690 | HOOK BOLT, 1/4" BSF | 2 |
| | 88G294 | HOOK BOLT, 1/4" UNF | 2 |
| 34 | AJD8204Z | NUT, 1/4" BSF | 4 |
| | GHF200 | NUT, 1/4" UNF | 4 |
| 35 | AM7301 | BATTERY BOX, moulded plastic (Use with late type fixing bar only). | 1 |

Battery Cables & Terminals

| | | | |
|----|---------|---------------------------------|-------------------|
| 40 | BCA4678 | CABLE, battery to solenoid | 1 pull starter |
| | BHA4257 | CABLE, battery to solenoid | 1 key starter |
| | | | from (c) 1082280 |
| 41 | BCA4837 | CABLE, solenoid to starter | 1 pull starter |
| | BCA4898 | CABLE, solenoid to starter | 1 key starter |
| | | | from (c) 1082280 |
| 42 | AAA2324 | CABLE, engine earth | 1 |
| | AAA2345 | CABLE, engine earth | 1 from (c) 161696 |
| 43 | AAA324 | CABLE, battery earth | 1 |
| 44 | 2K6845 | SCREW | 2 |
| 45 | 8G548 | BOOT, terminal insulation | 2 |
| 46 | GHF2750 | TERMINAL, negative, replacement | a/r |
| | GHF2755 | TERMINAL, positive, replacement | a/r |

ill. Part Number Description Req. Details

Wiring Harnesses

Wiring Harnesses: Minor Saloon & Tourer Models

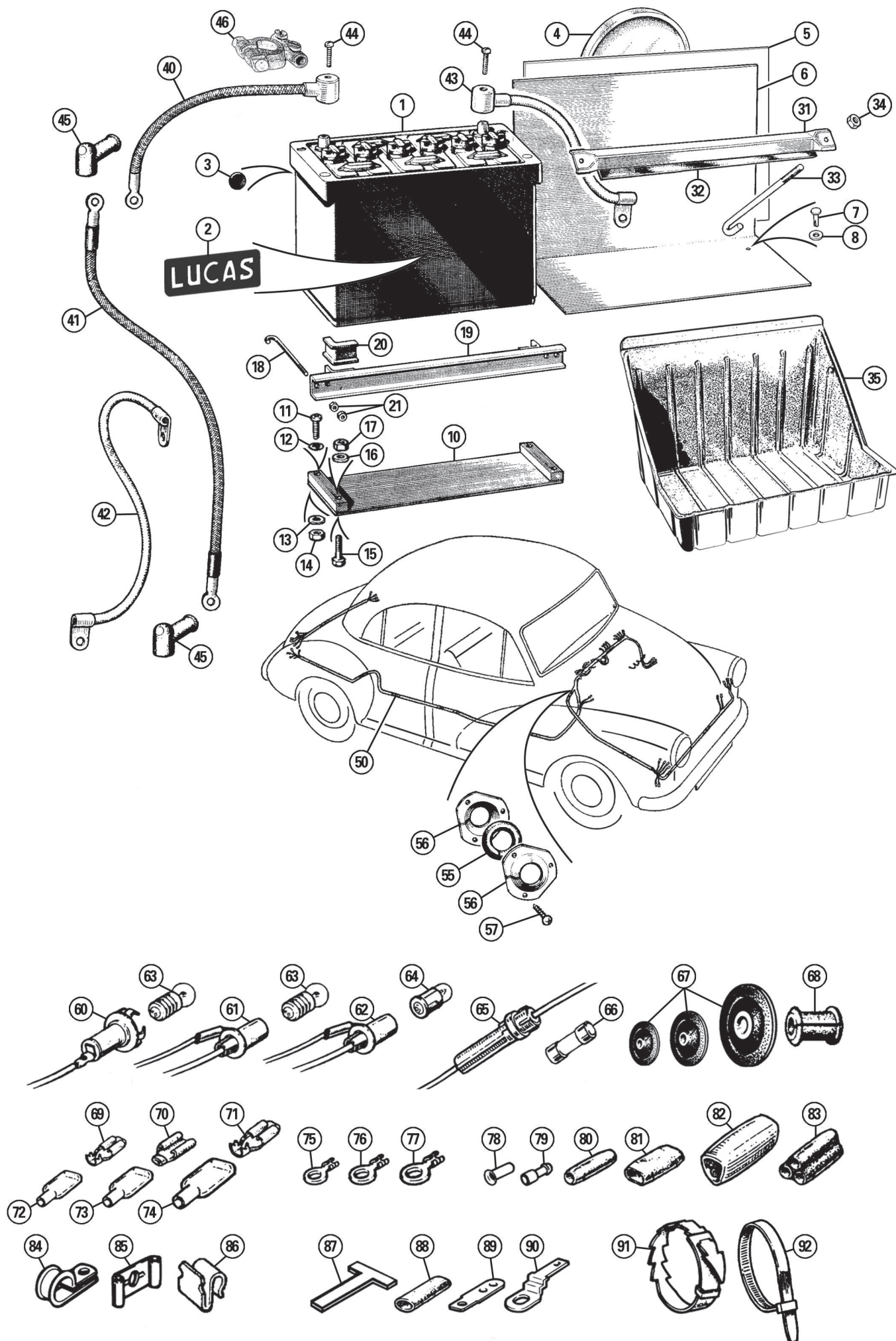
Note: These looms are manufactured to the original specification with braided cables bound into a braided harness. Looms are also available bound with PVC tape.

| | | | |
|----|--------|---|--|
| 50 | MML101 | HARNESS, complete (Braided cables in a braided harness). | 1 Minor SV E901 on dipping reflector headlamps & stop lamp (1948-49) Minor SV from (c) 501 |
| | MML102 | HARNESS, complete (Braided cables in a braided harness). | 1 |
| | MML103 | HARNESS, complete (PVC cables in a braided harness). | 1 |
| | MML104 | HARNESS, complete (Braided cables in a braided harness). | 1 (1949-52) Minor SV from (c) 63822 |
| | MML105 | HARNESS, complete (PVC cables in a braided harness). | 1 |
| | MML106 | HARNESS, sub for flashers (Braided cables in a braided harness to fit flashing indicators). | 1 (1948-61) (as on export cars) |
| | MML107 | HARNESS, sub for flashers (PVC cables in a braided harness to fit flashing indicators). | 1 |
| | MML201 | HARNESS, complete (Braided cables in a braided harness). | 1 (1952-53) Minor Series II 803cc 4 door |
| | MML202 | HARNESS, complete (PVC cables in a braided harness). | 1 with main beam w/light RHD - from (c) 139175 LHD - from (c) 138415 |
| | MML203 | HARNESS, complete (Braided cables in a braided harness). | 1 (1952-53) Minor Series II 803cc 2 door with |
| | MML204 | HARNESS, complete (PVC cables in a braided harness). | 1 main beam w/light from (c) 140823 |
| | MML205 | HARNESS, complete (Braided cables in a braided harness). | 1 (1953-54) Minor Series II 803cc with offside |
| | MML206 | HARNESS, complete (PVC cables in a braided harness). | 1 speedo from (c) 221763 |
| | MML207 | HARNESS, complete (Braided cables in a braided harness). | 1 (1954) LHD export models with offside speedo |
| | MML208 | HARNESS, complete (PVC cables in a braided harness). | 1 relay flashers & twin horns to (c) 286440 |
| | MML209 | HARNESS, complete (Braided cables in a braided harness). | 1 (1954-55) Minor Series II 803cc central speedo, |
| | MML210 | HARNESS, complete (PVC cables in a braided harness). | 1 coil on bulkhead from (c) 286441 |
| | MML211 | HARNESS, complete (Braided cables in a braided harness). | 1 (1955-56) Minor Series II 803cc 2 door |
| | MML212 | HARNESS, complete (PVC cables in a braided harness). | 1 coil on dynamo from (c) 352300 |
| | MML213 | HARNESS, complete (Braided cables in a braided harness). | 1 (1955-56) Minor Series II 803cc 4 door coil on |
| | MML214 | HARNESS, complete (PVC cables in a braided harness). | 1 dynamo from (c) 352300 |
| | MML301 | HARNESS, complete (Braided cables in a braided harness). | 1 (1956-57) Minor 1000 Series III 948cc 2 & 4 |
| | MML302 | HARNESS, complete (PVC cables in a braided harness). | 1 door from (c) 448801 |

Wiring Harnesses: Minor Saloon Models - Originally PVC Cables

Looms in this range were originally supplied with PVC cables bound into a braided loom. They are available in a choice of either the original braided binding or PVC tape.

| | | | |
|--|--------|--|---|
| | MML303 | HARNESS, complete (PVC cables in a braided harness). | 1 (1958-61) Minor 1000 Series III 948cc 2 door from (c) 654750 |
| | MML304 | HARNESS, complete (PVC cables wrapped in PVC tape harness). | 1 |
| | MML305 | HARNESS, complete (PVC cables in a braided harness). | 1 (1958-61) Minor 1000 Series III 948cc 4 door from (c) 654750 |
| | MML306 | HARNESS, complete (PVC cables wrapped in PVC tape harness). | 1 |
| | MML307 | HARNESS, complete (PVC cables in a braided harness). | 1 (1961-62) Minor 1000 Series III 948cc 2 & 4 door with relay |
| | MML308 | HARNESS, complete (PVC cables wrapped in PVC tape harness). | 1 flashers from (c) 925555 |
| | MML309 | HARNESS, complete (PVC cables in a braided harness). | 1 (1962-63) Minor 1000 Series III |
| | MML310 | HARNESS, complete (PVC cables wrapped in PVC tape harness). | 1 948cc 2 & 4 door with relay flashers + lucar connectors from (c) 962266 |



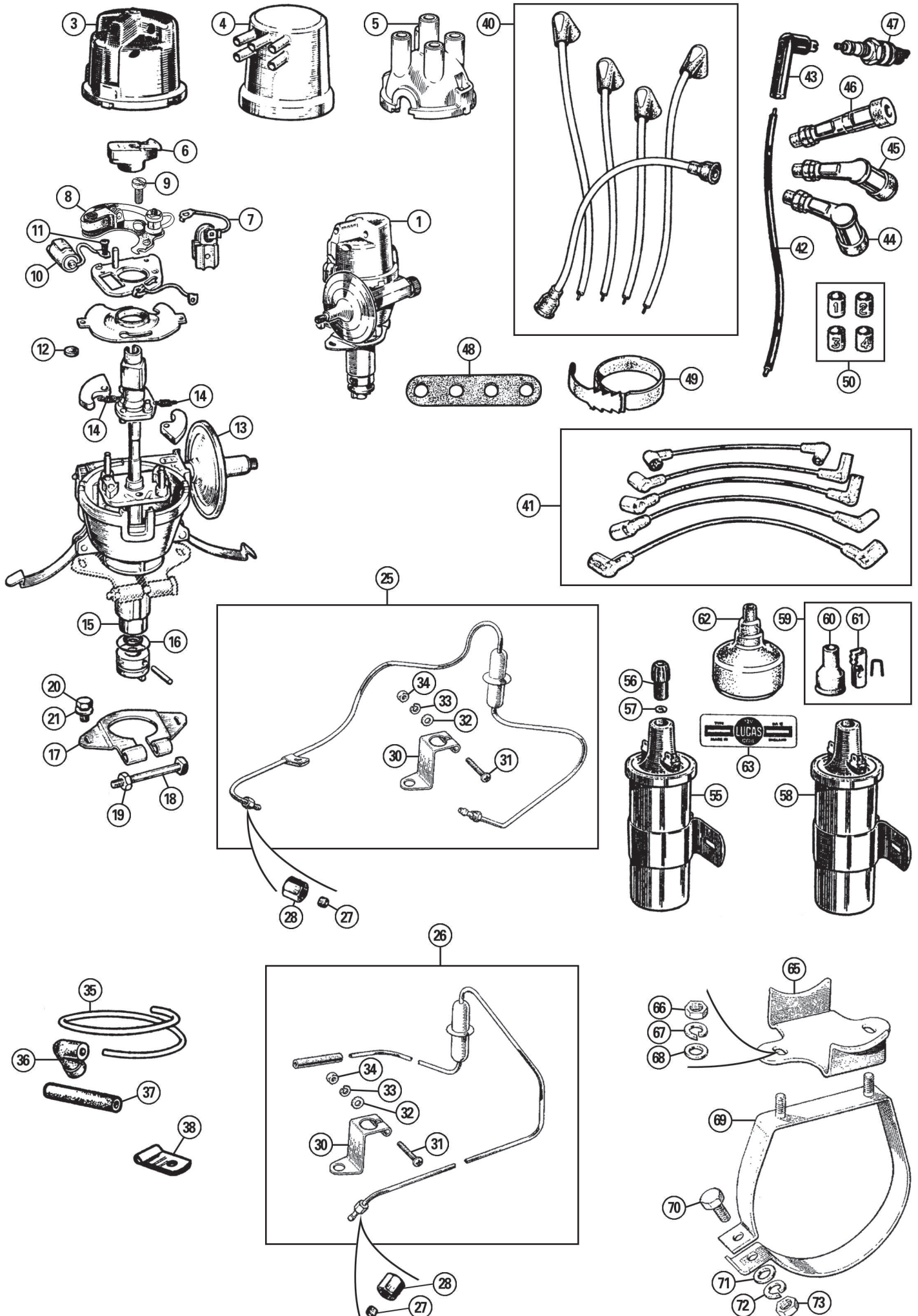
| ill. | Part Number | Description | Req. | Details |
|--|-------------|---|------|---|
| Batteries, Wiring Harnesses & Fittings (Continued) | | | | |
| Wiring Harnesses: Minor Saloon Models - Originally PVC Cables | | | | |
| | MML501 | HARNESS, complete (PVC cables in a braided harness). | 1 | (1963-64) Minor 1000 Series V 1098cc 2 & 4 |
| | MML502 | HARNESS, complete (PVC cables wrapped in PVC tape harness). | 1 | door with amber flashers & pull type type starter from (c) 1043326 |
| | MML503 | HARNESS, complete (PVC cables in a braided harness). | 1 | (1965-70) Minor 1000 Series V 1098cc |
| | MML504 | £167.00 HARNESS, complete (PVC cables wrapped in PVC tape harness). | 1 | 2 & 4 door with key start & dynamo from 1082280 |
| | MML505 | HARNESS, complete (PVC cables in a braided harness). | 1 | (1968-71) Minor 1000 Series V 1098cc |
| | MML506 | £167.00 HARNESS, complete (PVC cables wrapped in PVC tape harness). | 1 | 2 & 4 door with key start & alternator from (c) 1192909 |

(PVC cables wrapped in PVC tape harness).

Wiring Harnesses: Minor Van, Pick Up & Traveller

| | | | | |
|--|--------|---|---|---|
| | MML215 | HARNESS, complete (Braided cables in a braided harness). | 1 | (1954-56) central speedo & splitscreen, Van/Pickup from (c) 5230 Traveller from 233795 |
| | MML216 | HARNESS, complete (Braided cables in a braided harness). | 1 | (1956) central speedo, Van/Pickup from (c) 21300 to 49767 |
| | MML311 | HARNESS, complete (PVC cables in a braided harness). | 1 | (1956-60) 1000cc 948cc no trafficators, Van/Pickup from (c) 49801 Traveller from (c) 448801 |
| | MML312 | HARNESS, complete (PVC cables in a braided harness). | 1 | 1960-62 with trafficators |
| | MML507 | HARNESS, complete (PVC cables in a braided harness). | 1 | (1962-63) 1098cc with relay flashers, Van/Pickup from |
| | MML508 | HARNESS, complete (PVC cables wrapped in PVC tape harness). | 1 | (c) 148974 on Traveller from (c) 990294 |
| | MML509 | HARNESS, complete (PVC cables in a braided harness). | 1 | (1964-65) with amber flashers |
| | MML510 | HARNESS, complete (PVC cables wrapped in PVC tape harness). | 1 | & pull type starter, Van/Pickup from (c) 158974 Traveller from (c) 1043326 |
| | MML511 | HARNESS, complete (PVC cables in a braided harness). | 1 | (1965-70) with key start & dynamo, Van/Pickup from (c) 177160 Traveller from (c) 1082537 |
| | MML512 | HARNESS, complete (PVC cables in a braided harness). | 1 | (1965-70) with key start & alternator, Van/Pickup from |
| | MML513 | HARNESS, complete (PVC cables wrapped in PVC tape harness). | 1 | (c) 177160 Traveller from (c) 1082537 |

| ill. | Part Number | Description | Req. | Details |
|--------------------------------|-------------|---|------|---------------------------------|
| Wiring Harness Fittings | | | | |
| 55 | AAA1501 | GROMMET, through bulkhead | 1 | |
| 56 | AAA1891 | CAP, grommet retainer | 1/2 | qty. Increased at (c) 331899 |
| 57 | AB608031 | SCREW | 3 | |
| 60 | 37H5181 | BULB HOLDER, claw type (Self earth, screw-in bulb). | a/r | |
| | 37H5181 | BULB HOLDER, claw type (Separate earth, screw-in bulb). | a/r | |
| 61 | 13H1927 | BULB HOLDER, sleeve type (Separate earth, push-in bulb). | a/r | |
| 62 | UKC4187 | BULB HOLDER, sleeve type (Separate earth, bayonet bulb). | a/r | |
| 63 | GLB987 | BULB, 2.2W, screw-in type | a/r | |
| 64 | GLB281 | BULB, 2.0W, bayonet type | a/r | |
| 65 | UKC4446 | FUSE HOLDER, in-line (Includes wires, terminals and spring). | a/r | |
| 66 | GFS3005 | FUSE, 5 amp, pack of five fuses | a/r | |
| | GFS3010 | FUSE, 10 amp, pack of five fuses | a/r | |
| | GFS3015 | FUSE, 15 amp, pack of five fuses | a/r | |
| | GFS3020 | FUSE, 20 amp, pack of five fuses | a/r | |
| | GFS3025 | FUSE, 25 amp, pack of five fuses | a/r | |
| | GFS3035 | FUSE, 35 amp, pack of five fuses | a/r | |
| | GFS3050 | FUSE, 50 amp, pack of five fuses | a/r | |
| 67 | 061917 | GROMMET, 1/2" OD x 1/8" ID | a/r | |
| | GHF800 | GROMMET, 5/8" OD x 1/4" ID | a/r | |
| | GHF801 | GROMMET, 3/4" OD x 1/4" ID | a/r | |
| | GHF802 | GROMMET, 7/8" OD x 1/2" ID | a/r | |
| | 600395 | GROMMET, 1" OD x 1/8" ID | a/r | |
| | 602037 | GROMMET, 1" OD x 1/4" ID | a/r | |
| | GHF803 | GROMMET, 1.1/4" OD x 3/4" ID | a/r | |
| | C5574A | GROMMET, 1/4" OD x 5/16" ID | a/r | |
| | 600400W | GROMMET, 1.1/2" OD x 3/4" ID | a/r | |
| 68 | ACH8529 | FERRULE, rear lamp cables | a/r | |
| 69 | 13H2050 | CONNECTOR, Lucar, 3/16", 6A | a/r | |
| 70 | RTC220A | CONNECTOR, Lucar, 1/4", 17.5A | a/r | |
| 71 | 47H5419 | CONNECTOR, Lucar, 3/8", 35A | a/r | |
| 72 | BMK449 | INSULATOR, for 3/16" | a/r | Lucar connector |
| 73 | 511269 | INSULATOR, for 1/4" | a/r | Lucar connector |
| 74 | 515399 | INSULATOR, for 3/8" | a/r | Lucar connector |
| 75 | 17H5287 | EYELET, 3/16" hole | a/r | |
| 76 | 2H4528 | EYELET, 1/4" hole | a/r | |
| 77 | 13H625 | EYELET, 5/16" hole | a/r | |
| 78 | 27H6713 | BULLET, push fit | a/r | |
| 78 | 27H6713 | BULLET, single, male, push-on | a/r | |
| 79 | MQC412111 | BULLET, single, male (Solder/crimp, 1mm). | a/r | 9/0.3 cable |
| | MQC412112 | BULLET, single, male (Solder/crimp, 1.5mm). | a/r | 14/0.3 cable |
| | MQC412113 | BULLET, single, male (Solder/crimp, 2mm). | a/r | 28/0.3 cable |
| | MQC412114 | BULLET, single, male (Solder/crimp, 3mm). | a/r | 44/0.3 cable |
| | 003632 | BULLET, single, male, solder | a/r | 28/0.3 cable |
| 80 | 104618 | CONNECTOR, female, single (2 way common contacts). | a/r | |
| 81 | RTC603A | CONNECTOR, female, double (4 way common contacts). | a/r | |
| 82 | BHA4460 | CONNECTOR, female, triple (6 way common contacts). | a/r | |
| 83 | 2H4992 | CONNECTOR, female, triple (6 way insulated contacts). | a/r | |
| 84 | PCR407 | P CLIP, 1/4" diameter x 7/32" fixing | a/r | |
| | PCR409 | P CLIP, 1/4" diameter x 7/32" fixing | a/r | |
| | PCR607 | P CLIP, 3/8" diameter x 7/32" fixing | a/r | |
| | PCR609 | P CLIP, 3/8" diameter x 9/32" fixing | a/r | |
| | PCR1007 | P CLIP, 5/8" diameter x 7/32" fixing | a/r | |
| | PCR1009 | P CLIP, 5/8" diameter x 9/32" fixing | a/r | |
| 85 | 236366A | CLIP, earth connection, double | a/r | |
| 86 | BMK385 | CLIP, harness | a/r | |
| 87 | 603559 | HARNESS TAG, welded to bodywork | a/r | |
| 88 | 503213 | SLEEVE, harness tag | a/r | |
| 89 | 123759 | EARTH TAG, Lucar, welded to body | a/r | |
| 90 | 123759 | EARTH TAG, Lucar, on wiper motor | a/r | |
| 91 | 13H6107 | CABLE TIE, 'fir tree' type | a/r | |
| 92 | GHF1265 | CABLE TIE, nylon, 9cm long | a/r | |
| | GHF1266 | CABLE TIE, nylon, 13cm long | a/r | |
| | GHF1267 | CABLE TIE, nylon, 22cm long | a/r | |
| | GHF1268 | CABLE TIE, nylon, 31cm long | a/r | |



| ill. | Part Number | Description | Req. | Details |
|---------------------------|-------------|---|------|--------------------------------|
| Ignition System | | | | |
| Distributors & Components | | | | |
| 1 | 3H2136 | DISTRIBUTOR, DM2 - Lucas No. 40251 | 1 | side valve |
| | 2A610 | DISTRIBUTOR, DM2 - Lucas No. 40299 | 1 | 803cc from (e) 241328 |
| | 12A415 | DISTRIBUTOR, 25D4 - Lucas No. 40561 | 1 | 948cc from (e) H101 |
| | 12G836 | DISTRIBUTOR, 25D4 - Lucas No. 40899B | 1 | 1098cc from (e) 10MA/U/H101 |
| | 12G4220 | DISTRIBUTOR, 25D4 - Lucas No. 41124 | 1 | 1098cc from (e) 10MA/U/H215530 |
| | AAA4772 | DISTRIBUTOR CAP | 1 | side valve |
| 3 | GDC102 | DISTRIBUTOR CAP, side entry | 1 | from (e) 241328 |
| 4 | 8G726 | COVER, waterproof | 1 | |
| 5 | GDC103 | DISTRIBUTOR CAP, top entry, push-on | 1 | 1098cc from (e) 10MA/U/H215530 |
| 6 | GRA2101 | ROTOR ARM | 1 | |
| | GRA2101HQ | ROTOR ARM, high quality | 1 | |
| | 151-805 | ROTOR ARM, Premium Red Rotors | 1 | |
| 7 | 502283 | LT LEAD & BUSH, screw post | 1 | 803-948cc DM2 |
| | 57H5346 | LT LEAD & BUSH, spade connector | 1 | 803-948cc DM2 |
| | 600329A | LT LEAD & BUSH, spade connector (Upward pointing spade connector). | 1 | 948-1098cc 25D4 |
| | 37H2981 | LT LEAD & BUSH, spade connector (Downward pointing spade connector). | 1 | alternative to 600329A |
| 8 | 501466 | POINTS, contact breaker | 1 | side valve |
| | GCS2101 | POINTS, contact breaker | 1 | from (e) 241328 |
| | GCS111 | POINTS, contact breaker, uprated (32oz spring). | 1 | alternative to GCS2101 |
| 9 | GCS1001S | SCREW, points to plate | 1 | |
| 10 | 17H5093 | CONDENSER | 1 | side valve, 918cc |
| | GSC111 | CONDENSER. 803-1098cc | 1 | from (e) 241328 |
| | GSC111HQ | CONDENSER, high quality | 1 | 803-1098cc |
| 11 | GSC1001S | SCREW, condenser to plate | 1 | |
| 12 | 511851 | FELT PAD, cam spindle lubrication | 1 | |
| 13 | 17H5108 | VACUUM UNIT | 1 | side valve |
| | 17H5493 | VACUUM UNIT | 1 | from (e) 241328 |
| | 47H5520 | VACUUM UNIT | 1 | from (e) H101 |
| | 17H6963 | VACUUM UNIT | 1 | from (e) 10MA/U/H101 |
| | 27H7645 | VACUUM UNIT | 1 | from (e) 10MA/U/H215530 |
| 14 | TT1903 | SPRING SET, auto advance | 1 | selective fitment kit |
| 15 | 606895 | BUSH | 1 | to (e) 10MA/U/H215529 |
| 16 | 513682A | 'O' RING | 1 | 1098cc from (e) 10MA/U/H215530 |
| 17 | 3H2138 | CLAMP PLATE | 1 | |
| 18 | BH604141 | BOLT, clamp pinching | 1 | |
| 19 | CN1 | NUT, square | 1 | |
| 20 | SH604041 | SCREW, distributor clamp to housing | 2 | from (e) 225190 |
| 21 | GHF331 | WASHER, spring | 2 | |
| 25 | 2A271 | VACUUM PIPE | 1 | to (e) 61600 |
| | 1H919 | VACUUM PIPE, metal with vapour trap (Nut fitting both ends, includes bracket & clip). | 1 | from (e) 61601 |
| 26 | 12H733 | VACUUM PIPE, metal with vapour trap (Nut fitting/push fit, includes bracket & clip). | 1 | |
| 27 | 6K649 | OLIVE, vacuum pipe | a/r | |
| 29 | 6K650 | NUT, vacuum pipe | a/r | |
| 30 | 1H841 | BRACKET, vapour trap | 1 | |
| 31 | PMZ216 | SCREW | 1 | |
| 32 | PWZ102 | WASHER, plain | 1 | |
| 33 | WL700061 | WASHER, spring | 1 | |
| 34 | NH806011 | NUT | 1 | |
| 35 | 37H4229M | VACUUM PIPE, plastic | a/r | |
| 36 | 12B2062 | CONNECTOR, angled | 1 | |
| 37 | 12B2095 | CONNECTOR, straight | 1 | |
| 38 | 12H90 | CLIP | 1 | |

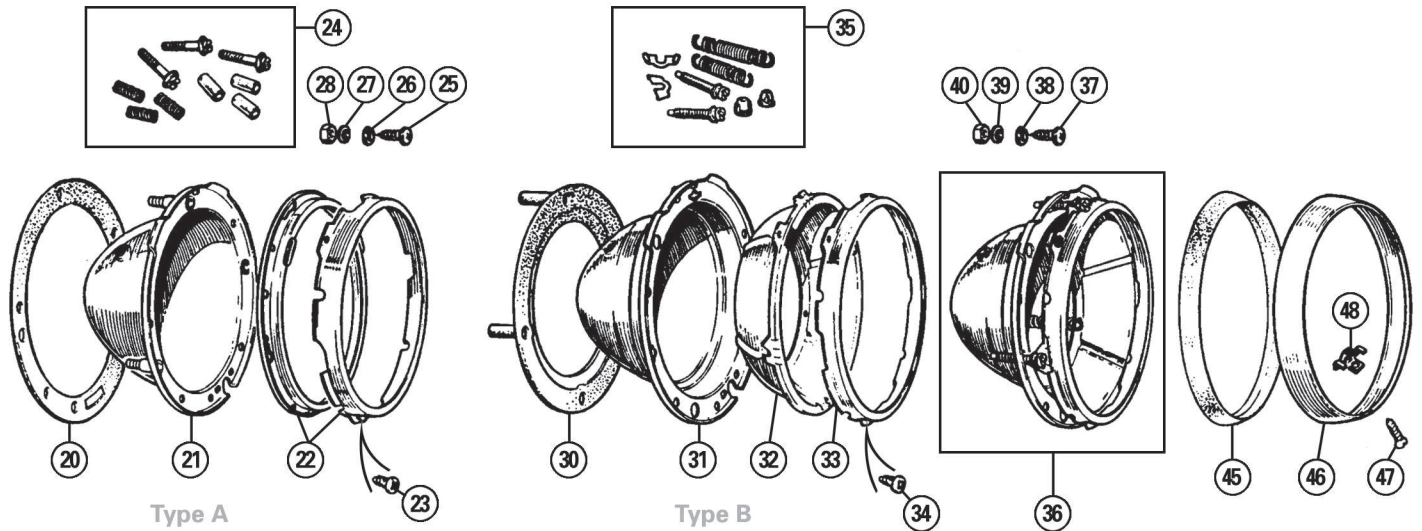
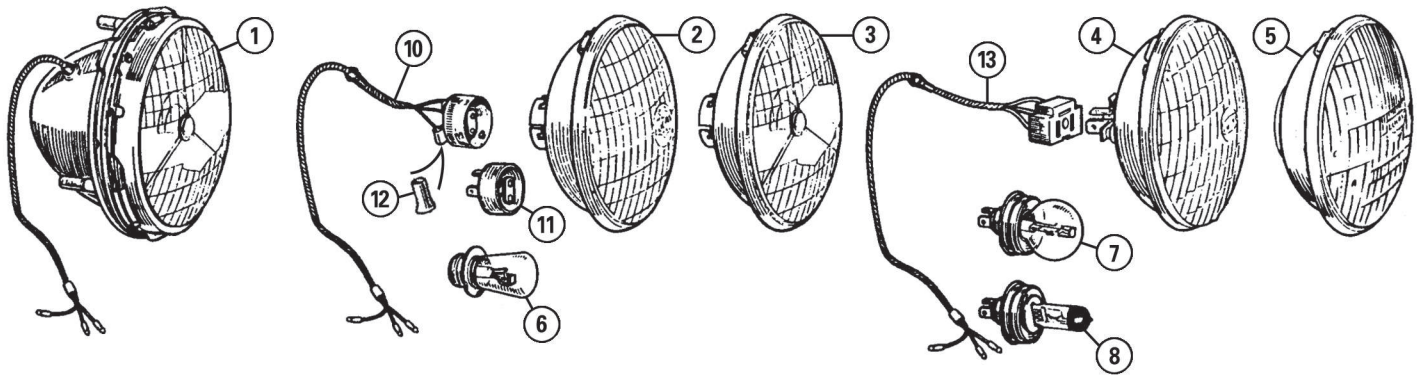
HT Leads & Spark Plugs

| | | | | |
|----|----------|--|-----|---------------------|
| 40 | GHT102X | HT LEAD SET, period style (Original type black lead with 'Lucas' type plug caps). | 1 | screw fit cap |
| | GHT102 | HT LEAD SET, green (Use with side entry screw fit distributor cap GDC102, fitted with rubber plug caps). | 1 | screw fit dist. cap |
| | GHT102Z | HT LEAD SET, black (Use with side entry screw fit distributor cap GDC102, fitted with rubber plug caps). | 1 | screw fit dist. cap |
| 41 | GHT241 | HT LEAD SET, black (Use with top entry push-on distributor cap GDC103, fitted with rubber caps). | 1 | push fit dist. Cap |
| | 172-050 | HT LEAD SET, Cobalt, silicone (High performance 8mm silicone HT lead with superior conductor for greater spark energy. Requires push-in distributor cap GDC103). | 1 | |
| 42 | AAA5981M | HT LEAD, black (Copper stranded with black PVC insulation). | a/r | |

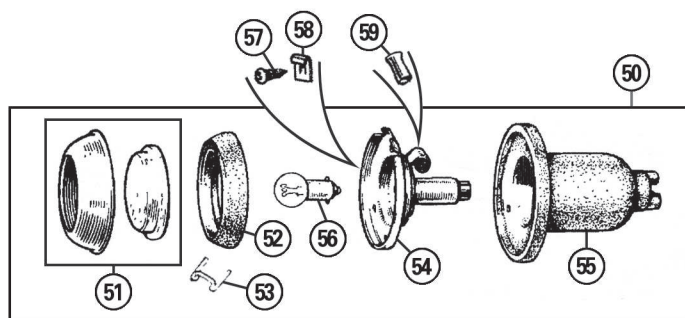
| ill. | Part Number | Description | Req. | Details |
|------|-------------|---|------|------------|
| | TT2982M | HT LEAD, 'Bumblebee' (Copper stranded with yellow/black insulations. Period competition fitment). | a/r | |
| 43 | 3H1422 | SUPPRESSOR CAP, 'Lucas' | 4 | 90° angled |
| 44 | NLB5 | SUPPRESSOR CAP, NGK, red | 1 | |
| | NLB5BLK | SUPPRESSOR CAP, NGK, black | 1 | |
| 45 | NYB5 | SUPPRESSOR CAP, NGK, red | 1 | 60° angled |
| | NYB5BLK | SUPPRESSOR CAP, NGK, black | 1 | |
| 46 | NSB5 | SUPPRESSOR CAP, NGK, red | 1 | straight |
| | NSB5BLK | SUPPRESSOR CAP, NGK, black | 1 | |
| 47 | GSP4362 | SPARK PLUG, 'Champion' original | 4 | |
| | N9YCC | SPARK PLUG, 'Champion' copper | 4 | |
| | BP6ES | SPARK PLUG, 'NGK' | 4 | |
| 48 | 1G2673 | SEPARATOR, HT leads | 1 | |
| 49 | 13H6107 | CABLE TIE, 'fir tree' type | a/r | |
| 50 | CRST255 | LABEL SET, numbered, HT leads | 1 | |

Coils & Brackets

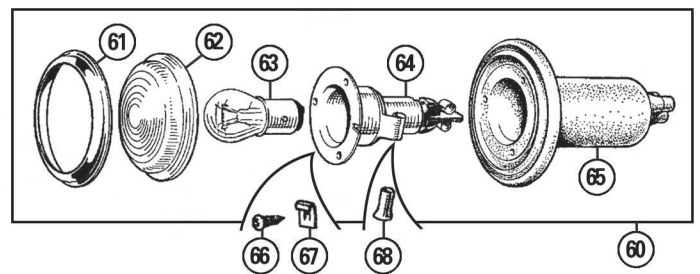
| | | | | |
|--|---------|---|-----|-----------------|
| 55 | GCL101 | COIL, 12 volt, 'screw fitting' HT lead | 1 | |
| 56 | 105036 | ACORN NUT, HT lead to coil, short | 1 | 0.712" |
| | 105036C | ACORN NUT, HT lead to coil, long | 1 | 0.819" |
| 57 | 214279A | WASHER, coil lead | 1 | |
| Note: There are two versions of the coil 'Acorn' nut with different lengths. Check before ordering for existing coils. Our coils (GCL101) uses 105036. | | | | |
| 58 | GCL110 | COIL, 12 volt, 'push-fitting' HT lead | 1 | |
| 59 | GCL1110 | END KIT (Includes rubber boot, terminal & spike. Terminal & spike not required for coil connection, the rubber boot may be useful to prevent moisture ingress). | a/r | |
| 60 | 12G1040 | COVER | a/r | |
| 61 | 12G1476 | TERMINAL | a/r | |
| 62 | 8G727 | COVER, waterproof | 1 | for coil |
| 63 | CRST156 | DECAL, coil, 'Lucas' | 1 | |
| 65 | 11G221 | STEADY PLATE | 1 | from (c) 338930 |
| 66 | GHF200 | NUT | 3 | |
| 67 | GHF331 | WASHER, spring | 3 | |
| 68 | WM57 | WASHER, plain | 3 | |
| 69 | 1G2620 | BRACKET | 1 | from (c) 338930 |
| 70 | GHF117 | BOLT | 1 | |
| 71 | WM57 | WASHER, plain | 1 | |
| 72 | GHF331 | WASHER, spring | 1 | |
| 73 | GHF200 | NUT | 1 | |



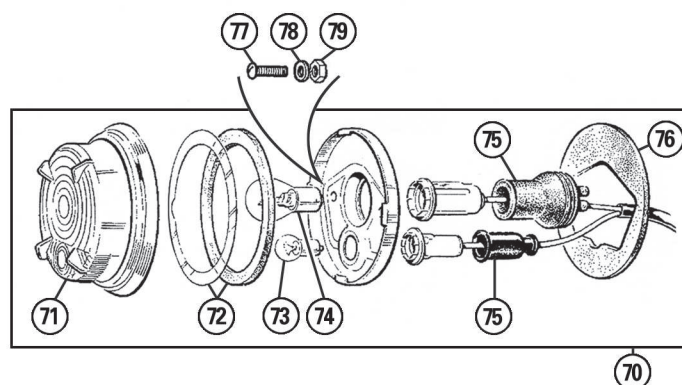
Headlamps



Side Lamp Assembly Series II - Lucas 489



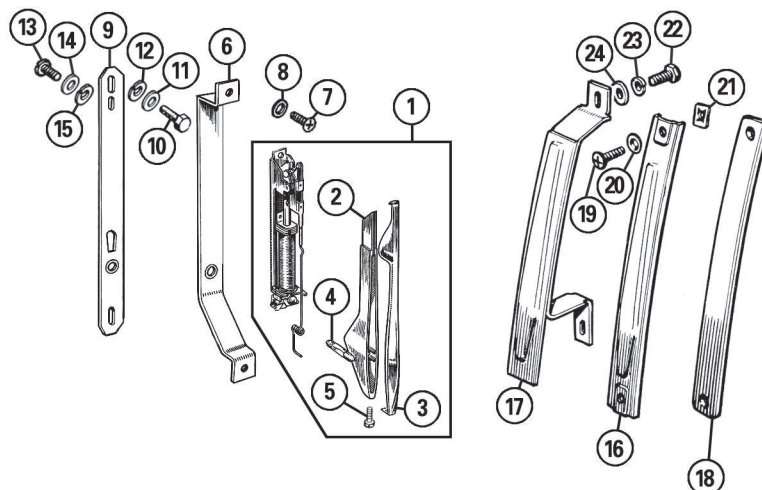
Side & Indicator Lamp Assembly (from (c) 224166) - Lucas 488



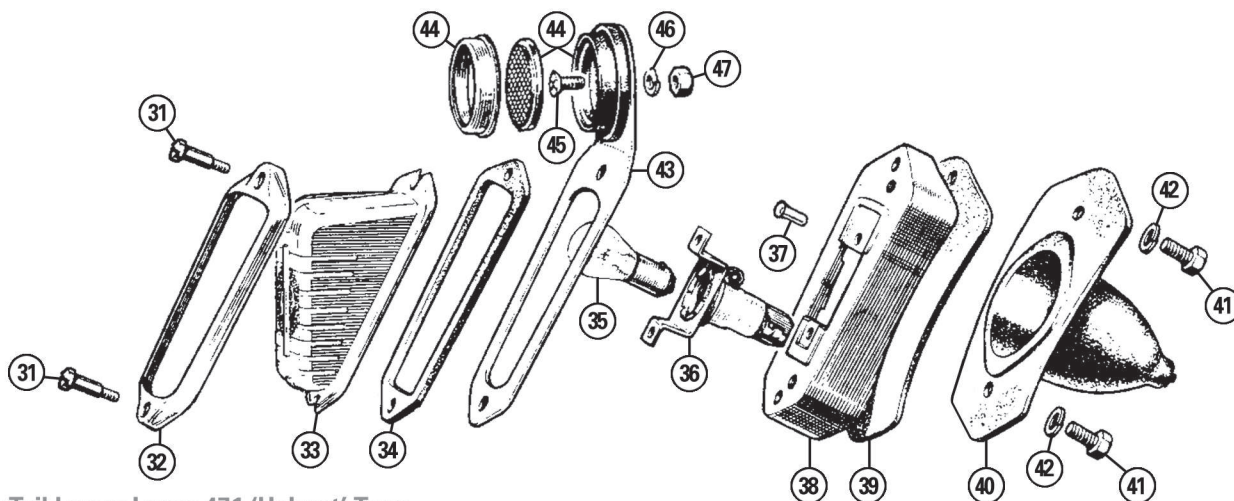
Side & Indicator Lamp Assembly (from (c) 1039564) - Lucas 632

| ill. | Part Number | Description | Req. | Details |
|---|--|-----------------------------------|------|-------------|
| Headlamps | | | | |
| Headlamps Assemblies | | | | |
| 1 | 506370X | HEADLAMP ASSEMBLY, 'Tripod', RHD | 2 | |
| | 506372X | HEADLAMP ASSEMBLY, 'Tripod', LHD | 2 | |
| | 27H8495 | HEADLAMP ASSEMBLY, BPF, RHD | 2 | |
| | 3H2520 | HEADLAMP ASSEMBLY, BPF, LHD | 2 | |
| | AEU1061A | HEADLAMP ASSEMBLY, P45T, LHD | 2 | asymmetric |
| | 27H8499 | HEADLAMP ASSEMBLY, 60/45W, RHD | 2 | sealed beam |
| | 514579 | HEADLAMP ASSEMBLY, 60/45W, LHD | 2 | sealed beam |
| Replacement Lamp Units & Bulbs | | | | |
| 2 | GLU501 | LAMP UNIT, BPF, RHD | 2 | |
| | GLU517 | LAMP UNIT, BPF, LHD | 2 | |
| 3 | LU554308 | LAMP UNIT, 'Tripod', RHD | 2 | |
| | LU555296 | LAMP UNIT, 'Tripod', LHD | 2 | |
| 4 | GLU101 | LAMP UNIT, 60/45W, RHD | 2 | sealed beam |
| | XBC103360 | LAMP UNIT, 50/75w, RHD | 2 | sealed beam |
| | BMK2508 | LAMP UNIT, 60/50W, LHD | 2 | sealed beam |
| | BMK2508H | LAMP UNIT, 60/35W, LHD | 2 | |
| 5 | 27H4146A | LAMP UNIT, P45T, LHD | 2 | |
| 6 | GLB414 | BULB, BPF, RHD, 50/40W | 2 | |
| | GLB415 | BULB, BPF, LHD, 50/40W | 2 | |
| 7 | GLB410 | BULB, P45T, 45/40W | 2 | alternative |
| | GLB2983 | BULB, P45T, Halogen, 60/55W | 2 | |
| 8 | GLB472 | BULB, Halogen H4, 60/55W | 2 | |
| | GLB484 | BULB, Halogen H4, 100/90W | 2 | |
| | GLB472X | BULB, Xenon H4, 60/55W | 2 | |
| | GLB472BLU | BULB, Xenon H4, 60/55W, blue tint | 1 | pair |
| 10 | 27H2333 | PLUG & HARNESS, BPF | 2 | |
| 11 | 501473 | PLUG, BPF | 2 | |
| 12 | 27H6713 | CONNECTOR, bullet, push-in | a/r | |
| 13 | BAU2110 | PLUG & HARNESS, P45T, H4 | 2 | sealed beam |
| Headlamp Mounting Hardware: Type A - 3 Adjusters | | | | |
| 20 | 3H1031 | SEAL, bucket to body | 2 | |
| 21 | 7H6838 | BUCKET | 2 | |
| 22 | 17H5205 | MOUNTING RIM SET, 2 piece | 2 | |
| 23 | AB606021 | SCREW | 6 | |
| 24 | 17H5394K | ADJUSTER KIT | 6 | |
| 25 | PMZ314 | SCREW | 8 | |
| 26 | GHF306 | WASHER, plain | 8 | |
| 27 | WL700101 | WASHER, spring | 8 | |
| 28 | GHF206 | NUT | 8 | |
| Headlamp Mounting Hardware: Type B - 2 Adjusters & Spring | | | | |
| 30 | 009403 | SEAL, bucket to body | 2 | |
| 31 | SML3 | BUCKET | 2 | |
| 32 | SML4 | BOWL, metal | 2 | |
| | 27H6481 | BOWL, plastic | 2 | |
| 33 | 515218A | RETAINING RIM, chrome | 2 | |
| 34 | AB606021 | SCREW | 6 | |
| 35 | BHM7058 | ADJUSTER KIT | 2 | |
| | (Comprises: 2 screws, 2 ferrules, 2 springs & 2 clips). | | | |
| 36 | 27H8263X | BUCKET, BOWL & RIM SET, per lamp | 2 | |
| | (Comprises: 1 bucket, 1 metal bowl, 1 chrome rim & 3 screws, with adjusters & spring). | | | |
| 37 | PMZ314 | SCREW | 8 | |
| 38 | GHF306 | WASHER, plain | 8 | |
| 39 | WL700101 | WASHER, spring | 8 | |
| 40 | GHF206 | NUT | 8 | |
| Headlamp Rims | | | | |
| 45 | 3H2962 | SEAL, dust excluder | 2 | |
| 46 | 500929 | HEADLAMP RIM, chrome | 2 | |
| 47 | RTC465 | SCREW | 2 | |
| 48 | 37H7421A | CLIP, rim retaining | 2 | |

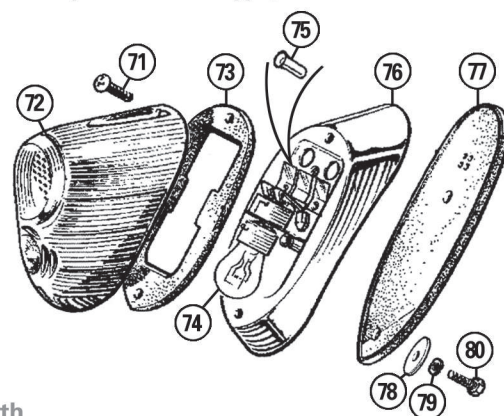
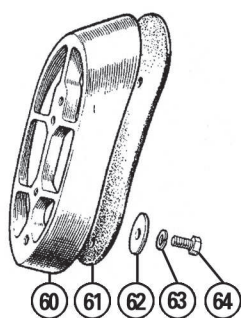
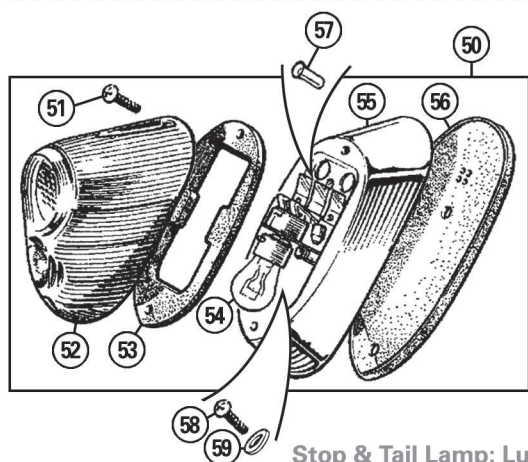
| ill. | Part Number | Description | Req. | Details |
|---|-------------|-----------------------------------|------|---------------------|
| Front Side Lamps | | | | |
| Side Lamp Assembly Series II - Lucas 489 | | | | |
| 50 | 3H1017 | SIDE LAMP ASSEMBLY | 2 | |
| 51 | 37H5482 | LENS & BEZEL | 2 | |
| 52 | 37H5483 | SEAL, lens to bulb holder | 2 | |
| 53 | 7H5352 | CLIP, lens fixing | 2 | |
| 54 | LU572783 | BULB HOLDER | 2 | |
| 55 | 7H5109 | BOOT, rubber | 2 | |
| 56 | GLB989 | BULB | 2 | |
| 57 | GHF421 | SCREW | 6 | |
| 58 | AK606061 | SPIRE NUT | 6 | |
| 59 | 27H6713 | BULLET, wiring, solderless | a/r | |
| Side & Indicator Lamp Assembly (from (c) 224166) - Lucas 488 | | | | |
| 60 | 3H3055 | SIDE LAMP ASSEMBLY, clear lens | 2 | |
| 61 | 7H5182 | RIM, chrome | 2 | |
| 62 | AJA5076 | LENS, clear, glass | 2 | |
| | AJC5114 | LENS, amber, glass | 2 | Germany spec |
| 63 | GLB380 | BULB | 2 | |
| 64 | 17H5426 | BULB HOLDER | 2 | |
| 65 | 37H5481 | BOOT, rubber | 2 | |
| 66 | GHF421 | SCREW, lamp to body | 6 | |
| 67 | AK606061 | SPIRE NUT | 6 | |
| 68 | 27H6713 | BULLET, wiring, solderless | a/r | |
| Side & Indicator Lamp Assembly (from (c) 1039564) - Lucas 632 | | | | |
| 70 | 13H6396 | SIDE LAMP ASSEMBLY, amber flasher | 2 | |
| | 13H520 | SIDE LAMP ASSEMBLY, white flasher | 2 | Italy & Switzerland |
| 71 | 47H5507 | LENS, with rim, amber flasher | 2 | |
| | 47H5508 | LENS, with rim, white flasher | 2 | |
| 72 | 17H5307K | SEAL SET, lens mounting, car set | 1 | |
| 73 | GLB989 | BULB, side light | 2 | |
| 74 | GLB382 | BULB, indicator | 2 | |
| 75 | 37H5294K | BOOT SET, rubber, car set | 1 | |
| 76 | 47H5505 | SEAL, lamp to body | 2 | |
| 77 | PMZ305 | SCREW, lamp to body | 4 | |
| 78 | WE702101 | WASHER, shake-proof | 4 | |
| 79 | FNZ103 | NUT | 4 | |
| Wipac Headlamp Conversions | | | | |
| | GAC4022 | HEADLAMP CONVERSION, no pilot | 1 | RHD |
| | MGE203 | HEADLAMP CONVERSION, no pilot | 1 | LHD |
| | GAC4023Z | HEADLAMP CONVERSION, with pilot | 1 | RHD |
| | WPS4699 | HEADLAMP CONVERSION, with pilot | 1 | LHD |



Traffickers

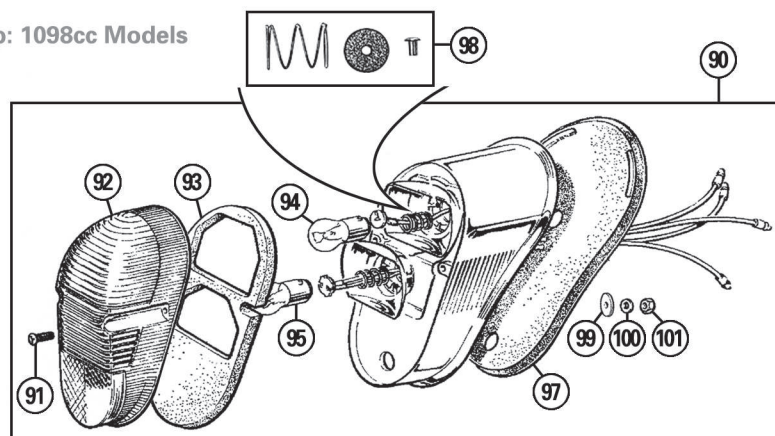


Stop & Tail Lamp: Lucas 471 'Helmet' Type



Stop & Tail Lamp: Lucas 549 Type, With Painted Plinth

Stop, Tail & Indicator Lamp: 1098cc Models



| ill. | Part Number | Description | Req. | Details |
|---------------------|-------------|-------------------------------|------|---|
| Trafficators | | | | |
| 1 | 138179 | TRAFFICATOR ASSEMBLY | 2 | 2 door Saloon & Tourer to (c) UK 164496; NAS 126360 |
| | 4G9525 | TRAFFICATOR ASSEMBLY | 2 | 2 door Saloon & Tourer from (c) UK 164497; NAS 126361 to 174442 |
| | 138378 | TRAFFICATOR ASSEMBLY | 2 | 4 door Saloon to (c) UK 164496; NAS 126360 |
| | 4G7701 | TRAFFICATOR ASSEMBLY | 2 | 4 door Saloon from (c) UK 164497; NAS 126361 to 170678 |
| 2 | 7H5136 | ARM | 2 | 2 door Saloon & Tourer to (c) 164496 |
| | 7H5360 | ARM | 2 | 4 door Saloon to (c) 164496 |
| | 7H5482 | ARM | 2 | all models from (c) 164497 |
| 3 | 27H5395 | COVER | 2 | 2 door Saloon & Tourer to (c) 164496 |
| | 7H5578 | COVER | 2 | 2 door Saloon & Tourer from (c) 164497 |
| | AKF456 | COVER | 2 | 4 door Saloon to (c) 164496 |
| | 7H5577 | COVER | 2 | 4 door Saloon from (c) 164497 |
| 4 | GLB256 | BULB | 2 | |
| 5 | AD606043 | SCREW | 2 | |
| 6 | 138161 | FIXING PLATE | 2 | 2 door Saloon & Tourer to (c) UK 164496; NAS 126360 |
| | AAA2346 | FIXING PLATE | 2 | 2 door Saloon & Tourer from (c) UK 164497; NAS 126361 to 174442 |
| 7 | AJD2245C | SCREW, trafficator to bracket | 4 | 2 door Saloon & Tourer |
| 8 | FWP608 | WASHER, cup | 4 | |
| 9 | AAA2329 | FIXING PLATE | 2 | 4 door Saloon to (c) UK 925447; NAS 170678 |
| 10 | AJD1244Z | BOLT, trafficator to bracket | 4 | 4 door Saloon |
| 11 | PWZ103 | WASHER, plain | 4 | |
| 12 | WL700101 | WASHER, spring | 4 | |
| 13 | AJD3202Z | SCREW, bracket to body | 4 | |
| 14 | WL700101 | WASHER, spring | 4 | |
| 15 | GHF306 | WASHER | 4 | |
| 16 | AAA2106 | COVER, trafficator slot | 2 | 2 door Saloon & Tourer from (c) UK 244166; NAS 174443 |
| | ADA1545 | COVER, trafficator slot | 2 | 2 door Saloon & Tourer from (c) 257230 |
| 17 | ADA1546 | COVER, trafficator slot | 2 | 4 door Saloon & Traveller |
| 18 | ADA2105 | SEAL | 2 | 2 door Saloon & Tourer |
| | AAA4062 | SEAL | 2 | 4 door Saloon & Traveller |
| 19 | RTZ603 | SCREW | 4 | 2 door Saloon & Tourer from (c) 174443 |
| | AJD2245C | SCREW | 4 | 2 door Saloon & Tourer from (c) 257230 |
| 20 | FWP608 | WASHER, cup | 4 | 2 door Saloon & Tourer from (c) 257230 |
| 21 | ANK5062 | NUT | 4 | 2 door Saloon & Tourer from (c) 257230 |
| 22 | RTZ604 | SCREW | 4 | 4 door Saloon & Traveller from (c) 170679 |
| 23 | AJD7612 | WASHER, spring | 4 | Traveller from (c) 428264 |
| 24 | AJD7032 | WASHER | 4 | Traveller from (c) 428264 |

Rear Lamps & Reflectors: Saloon & Tourer

Stop & Tail Lamp: Lucas 471 'Helmet' Type

| | | | | |
|----|---------|----------------------------|---|-------------|
| | 37H5381 | LAMP ASSEMBLY, stop & tail | 2 | |
| | 107592Z | LAMP ASSEMBLY, stop & tail | 2 | alternative |
| 31 | 157-900 | SCREW | 4 | |
| 32 | 157-920 | RIM, chrome | 2 | |
| 33 | 501934X | LENS, glass | 2 | |
| 34 | 502332 | GASKET, lens to base | 2 | |
| 35 | GLB380 | BULB, stop & tail, 21/5W | 2 | |

| ill. | Part Number | Description | Req. | Details |
|--|-------------|----------------------------|------|---------------------------|
| 36 | LU572228 | SOCKET ASSEMBLY | 2 | |
| | 158-310 | SOCKET ASSEMBLY | 2 | alternative |
| Note: This socket is an alternative to the original socket and may require modification to fit. It will accept a twin filament bulb. | | | | |
| 37 | 27H6713 | BULLET, wiring, solderless | a/r | |
| 38 | AAA2394 | BASE PLATE, RH | 1 | |
| | AAA2395 | BASE PLATE, LH | 1 | |
| 39 | AAA2158 | GASKET, base to body | 2 | |
| 40 | AAA2230 | BOOT, rubber, RH | 1 | |
| | AAA2231 | BOOT, rubber, LH | 1 | |
| 41 | AJD6156Z | BOLT, 1/4" BSF | 4 | from (c) 293051 |
| | AJD6155Z | BOLT, 1/4" BSF | 4 | from (c) 454111 |
| 42 | GHF331 | WASHER, spring | 4 | |
| 43 | ADA1631 | BRACKET, reflector | 2 | from (c) 284948 to 293050 |
| 44 | 144-700 | REFLECTOR | 2 | from (c) 284948 to 293050 |
| 45 | PMZ308 | SCREW | 2 | |
| 46 | WL700101 | WASHER, spring | 2 | |
| 47 | FNZ103 | NUT | 2 | |

Stop & Tail Lamp: Lucas 549 Type, With Painted Plinth

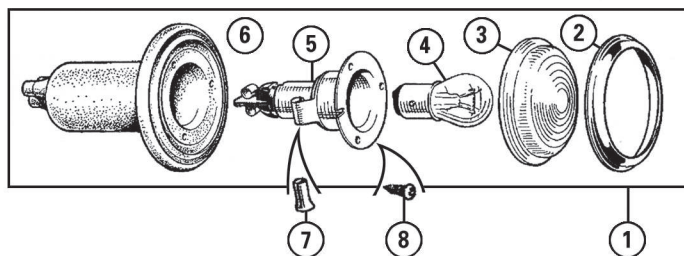
| | | | | |
|----|----------|-----------------------------|-----|-------|
| 50 | 13H23 | LAMP ASSEMBLY, stop & tail | 2 | |
| 51 | 57H5569 | SCREW, lens retaining | 4 | |
| 52 | AJA5069 | LENS, red | 2 | |
| | AJA5069Z | LENS, red, aftermarket | 2 | |
| 53 | AJA5071 | GASKET, lens to base | 2 | |
| 54 | GLB380 | BULB, stop & tail, 21/5W | 2 | |
| 55 | AJA5072 | BASE PLATE | 2 | |
| 56 | AJA5073 | GASKET, lamp to plinth | 2 | |
| 57 | 27H6713 | BULLET, wiring, solderless | a/r | |
| 58 | PMZ308 | SCREW, base plate to plinth | 4 | £0.30 |
| 59 | WL700101 | WASHER | 4 | £0.22 |
| 60 | ADA1590 | PLINTH, RH | 1 | |
| | ADA1591 | PLINTH, LH | 1 | |
| 61 | ADA1621 | GASKET, plinth to body | 2 | |
| 62 | WM57 | WASHER, plain | 4 | |
| 63 | GHF331 | WASHER, spring | 4 | |
| 64 | AJD6156Z | SCREW, plinth to wing | 4 | |

Stop & Tail Lamp: Lucas 549 Type, With Chrome Plinth

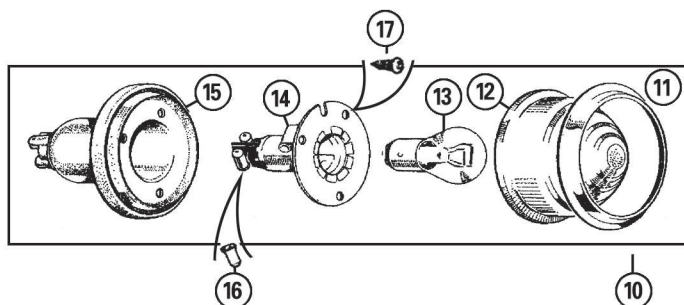
| | | | | |
|----|----------|------------------------------|-----|--|
| | 37H5161 | LAMP ASSEMBLY, stop/tail, RH | 1 | |
| | 37H5162 | LAMP ASSEMBLY, stop/tail, LH | 1 | |
| 71 | 57H5569 | SCREW, lens retaining | 4 | |
| 72 | AJA5069 | LENS, red | 2 | |
| | AJA5069Z | LENS, red, aftermarket | 2 | |
| 73 | AJA5071 | GASKET, lens to base | 2 | |
| 74 | GLB380 | BULB, stop & tail, 21/5W | 2 | |
| 75 | 27H6713 | BULLET, wiring, solderless | a/r | |
| 76 | 37H5413 | LAMP BASE, RH | 1 | |
| | 37H5411 | LAMP BASE, LH | 1 | |
| 77 | ADA2860 | GASKET, base to body, RH | 1 | |
| | ADA2861 | GASKET, base to body, LH | 1 | |
| 78 | WM57 | WASHER, plain | 4 | |
| 79 | GHF331 | WASHER, spring | 4 | |
| 80 | AJD6156Z | SCREW, plinth to wing | 4 | |

Stop, Tail & Indicator Lamp: 1098cc Models

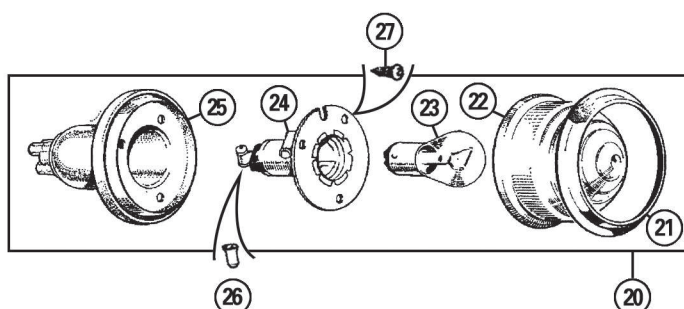
| | | | | |
|-----|----------|---------------------------------------|---|----------------|
| 90 | 13H6417 | LAMP ASSY., stop/tail & indicator, RH | 1 | amber flasher |
| | 13H6418 | LAMP ASSY., stop/tail & indicator, LH | 1 | |
| | BCA4876 | LAMP ASSY., stop/tail & indicator, RH | 1 | red flasher |
| | BCA4877 | LAMP ASSY., stop/tail & indicator, LH | 1 | |
| 91 | PMP208 | SCREW | 4 | |
| 92 | 37H2987 | LENS, amber flasher | 2 | |
| | 27H3689 | LENS, red flasher | 2 | |
| 93 | 17H9176 | GASKET, lens to base | 2 | |
| 94 | GLB382 | BULB, indicator, 21W | 2 | |
| 95 | GLB380 | BULB, stop & tail, 21/5W | 2 | |
| 97 | 27H2646 | GASKET, base to body, RH | 1 | |
| | 27H2647 | GASKET, base to body, LH | 1 | |
| 98 | 37H5452 | TERMINAL KIT, bulb socket | 2 | single contact |
| | 37H5459 | TERMINAL KIT, bulb socket | 2 | twin contact |
| 99 | PWZ103 | WASHER, plain | 4 | |
| 100 | WL700101 | WASHER, spring | 4 | |
| 101 | GHF206 | NUT | 4 | |



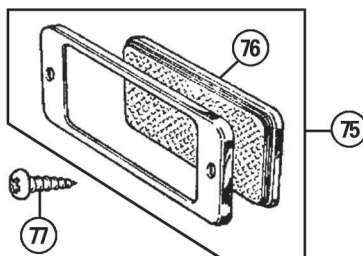
Stop & Tail Lamp: Lucas 488 Type, Flat Lens



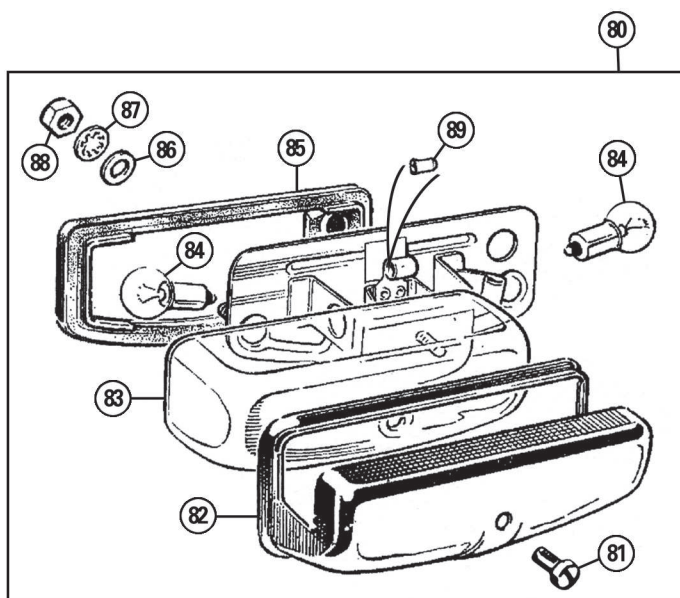
Stop & Tail Lamp: Lucas 594 Type, 'Beehive' - Lens Traveller (from (c) 1040520)



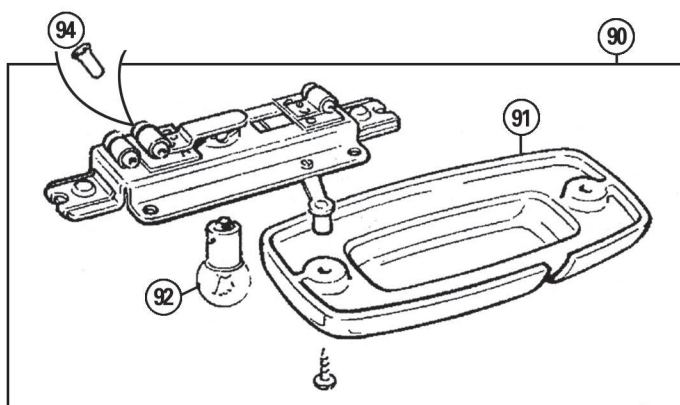
Indicator Lamp: Lucas 594 Type, 'Beehive' - Lens Traveller (from (c) 1040520)



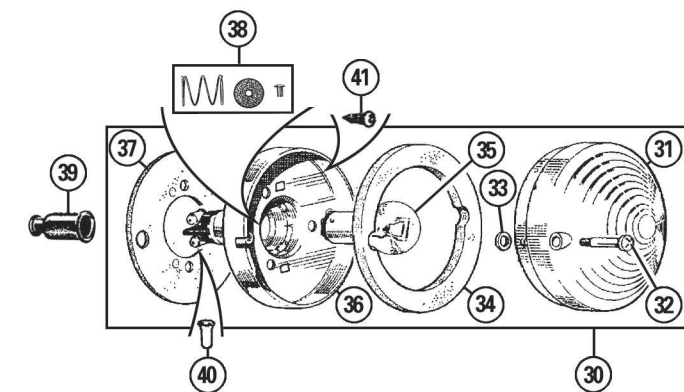
Reflectors



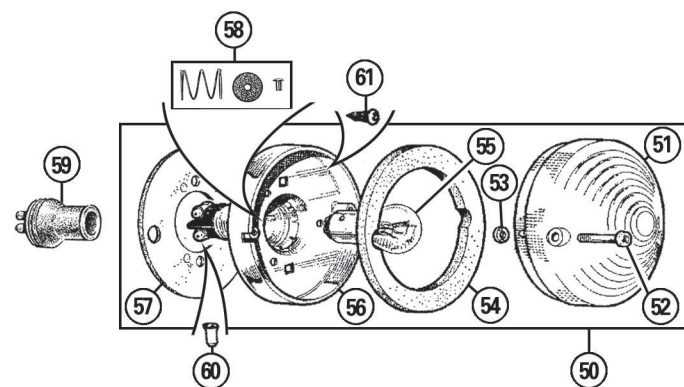
Number Plate Lamp: All Models



Interior Lamps



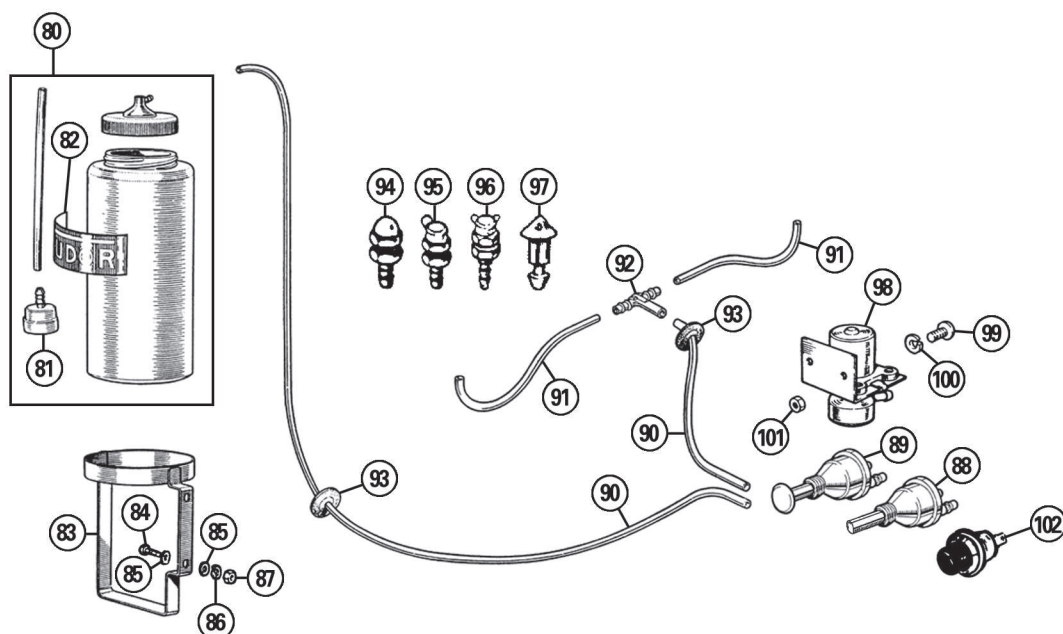
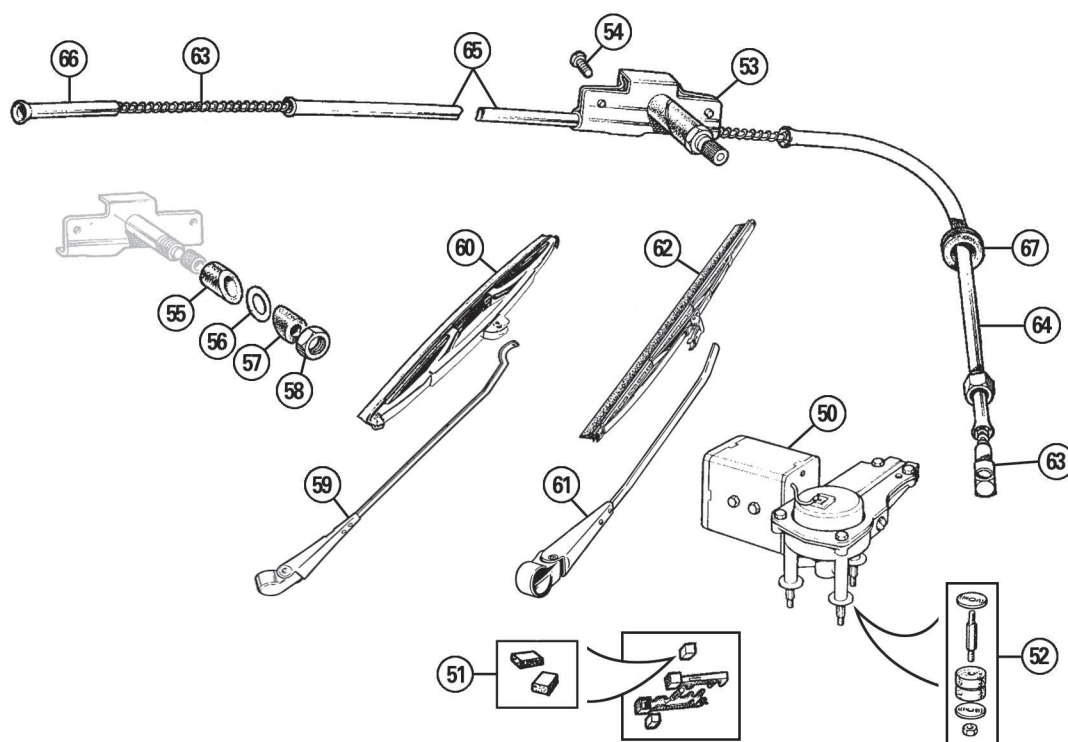
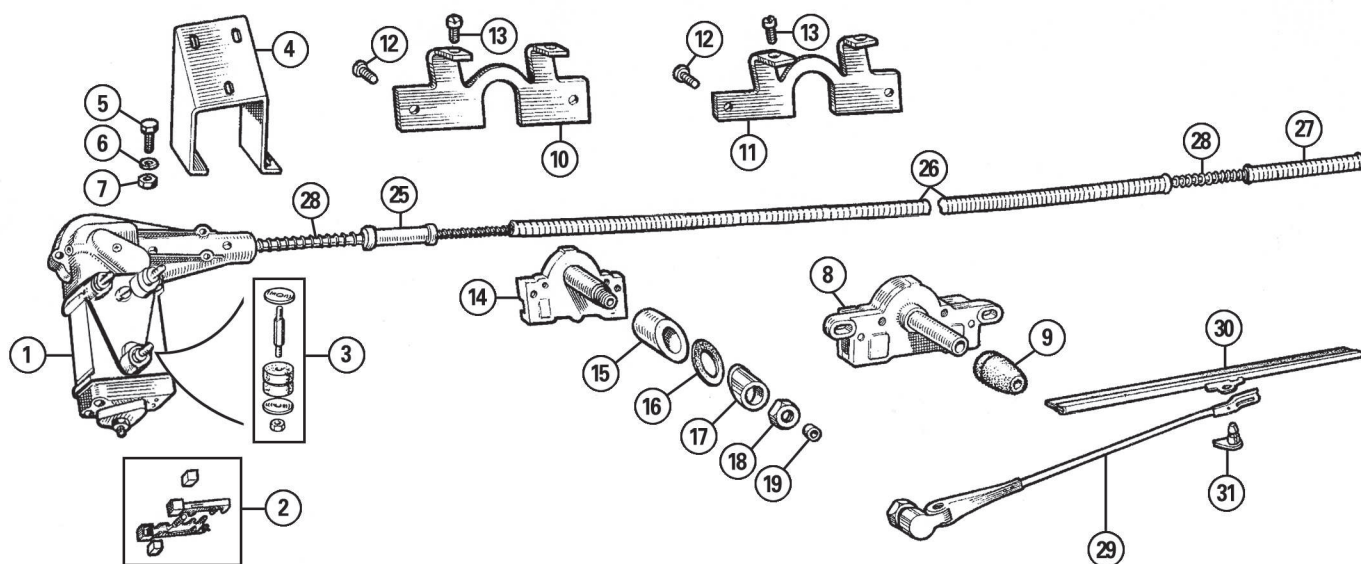
Stop & Tail Lamp: Lucas 491 Type - Traveller (from (c) NAS 1075912)



Indicator Lamp: Lucas 491 Type - Traveller (from (c) NAS 1075912)

| ill. | Part Number | Description | Req. | Details |
|---|-------------|--|------|-----------------|
| Rear Lamps & Reflectors: Traveller & Light Commercial | | | | |
| Stop & Tail Lamp: Lucas 488 Type, Flat Lens | | | | |
| 1 | 3H1814 | LAMP ASSEMBLY, stop & tail, flat glass | 2 | |
| 2 | 7H5182 | RIM, chrome | 2 | |
| 3 | 7H5183 | LENS, red, flat | 2 | |
| 4 | GLB380 | BULB, stop & tail, 21/5W | 2 | |
| 5 | 17H5426 | BULB HOLDER | 2 | |
| 6 | 37H5481 | BOOT, rubber | 2 | |
| 7 | 27H6713 | BULLET, wiring, solderless | a/r | |
| 8 | GHF421 | SCREW | 6 | |
| Stop & Tail Lamp: Lucas 594 Type, 'Beehive' - Lens Traveller (from (c) 1040520) | | | | |
| 10 | 1B9101 | LAMP ASSEMBLY, stop & tail, 'Beehive' | 2 | |
| 11 | 7H5182 | RIM, chrome | 2 | |
| 12 | 37H5531 | LENS, red, 'Beehive' | 2 | |
| | 37H5531Z | LENS, red, 'Beehive', aftermarket | 2 | |
| 13 | GLB380 | BULB, stop & tail, 21/5W | 2 | |
| 14 | 27H5545 | BULB HOLDER | 2 | |
| 15 | 508162 | BOOT, rubber | 2 | |
| 16 | 27H6713 | BULLET, wiring, solderless | a/r | |
| 17 | GHF421 | SCREW | 6 | |
| Indicator Lamp: Lucas 594 Type, 'Beehive' - Lens Traveller (from (c) 1040520) | | | | |
| 20 | 2A9013 | LAMP ASSEMBLY, indicator, 'Beehive' | 2 | |
| 21 | 7H5182 | RIM, chrome | 2 | |
| 22 | 37H5520 | LENS, amber, 'Beehive' | 2 | |
| | 37H5520Z | LENS, amber, 'Beehive', aftermarket | 2 | |
| 23 | GLB382 | BULB, indicator, 21W | 2 | |
| 24 | 37H5528 | BULB HOLDER | 2 | |
| 25 | 508162 | BOOT, rubber | 2 | |
| 26 | 27H6713 | BULLET, wiring, solderless | a/r | |
| 27 | GHF421 | SCREW | 6 | |
| Stop & Tail Lamp: Lucas 491 Type - Traveller (from (c) NAS 1075912) | | | | |
| 30 | BHA4462 | LAMP ASSEMBLY, stop & tail | 2 | |
| 31 | 37H6109 | LENS, red | 2 | |
| 32 | 518868 | SCREW, lens | 4 | |
| 33 | 21G9057 | WASHER, screw seating | 4 | |
| 34 | 17H6765 | SEAL, lens seating | 2 | |
| 35 | GLB380 | BULB, stop & tail, 21/5W | 2 | |
| 36 | 27H2725 | BULB HOLDER | 2 | |
| 37 | 27H2724 | GASKET, lamp to body | 2 | |
| 38 | 37H5459 | TERMINAL KIT, bulb socket | 2 | twin contact |
| 39 | 37H5525 | BOOT, rubber | 2 | |
| 40 | 27H6713 | BULLET, wiring, solderless | a/r | |
| 41 | GHF421 | SCREW | 6 | |
| Indicator Lamp: Lucas 491 Type - Traveller (from (c) NAS 1075912) | | | | |
| 50 | BHA4477 | LAMP ASSEMBLY, indicator | 2 | |
| 51 | 517266 | LENS, amber | 2 | |
| 52 | 518868 | SCREW, lens | 4 | |
| 53 | 21G9057 | WASHER, screw seating | 4 | |
| 54 | 17H6765 | SEAL, lens seating | 2 | |
| 55 | GLB382 | BULB, indicator, 21W | 2 | |
| 56 | 27H4886 | BULB HOLDER | 2 | |
| 57 | 27H2724 | GASKET, lamp to body | 2 | |
| 58 | 37H5452 | TERMINAL KIT, bulb socket | 2 | single contact |
| 59 | 17H5216 | BOOT, rubber | 2 | |
| 60 | 27H6713 | BULLET, wiring, solderless | a/r | |
| 61 | GHF421 | SCREW | 6 | |
| Reflectors | | | | |
| 70 | BCA4871 | REFLECTOR, round | 2 | Traveller |
| | | | | from (c) 742019 |
| 71 | GHF426 | SCREW | 2 | |
| 75 | BCA4568 | REFLECTOR, rectangular | 2 | |
| 76 | 47H5279 | LENS | a/r | |
| 77 | AD608033 | SCREW | 4 | |
| Number Plate Lamp: All Models | | | | |
| 80 | 127916X | NUMBER PLATE LAMP, chrome | 1 | OE quality |
| | 127916 | NUMBER PLATE LAMP, chrome | 1 | |
| | 127916Z | NUMBER PLATE LAMP, chrome | 1 | aftermarket |
| | 127916BLK | NUMBER PLATE LAMP, black | 1 | |
| 81 | 17H5385 | SCREW, chrome | 1 | |
| 82 | 502264 | COVER, number plate lamp, chrome | 1 | |

| ill. | Part Number | Description | Req. | Details |
|----------------|-------------|---------------------------------|------|-----------------|
| | 502264BLK | COVER, number plate lamp, black | 1 | |
| 83 | 601721A | LENS | 1 | |
| 84 | GLB989 | BULB, 5W | 2 | |
| 85 | 57H5368 | SEAL | 1 | |
| 86 | PWZ103 | WASHER, plain | 4 | |
| 87 | WL700101 | WASHER, spring | 4 | |
| 88 | AJD8012Z | NUT | 2 | |
| 89 | 27H6713 | BULLET, wiring, solderless | a/r | |
| Interior Lamps | | | | |
| 90 | ADA717 | LAMP, interior | 1 | to (c) 654749 |
| 91 | AAA478 | COVER, interior lamp | 1 | |
| 92 | GLB989 | BULB, bayonet, 5W | 1 | |
| 94 | 27H6713 | BULLET, wiring, solderless | a/r | |
| 95 | BDA492 | LAMP, interior | 1 | from (c) 654750 |
| 96 | GLB239 | BULB, festoon, 5W | 1 | |
| 98 | 27H6713 | BULLET, wiring, solderless | a/r | |



ill. Part Number Description Req. Details

Windscreen Wipers, Washers & Fittings

Wiper Motors - The History

Note: There were various specifications of wiper motors fitted to Minor models during production. These original items are no longer available. Please refer below to see items currently available.

| | | | |
|---------|----------------------|---|------------------|
| 8D5958 | WIPER MOTOR ASSEMBLY | 1 | |
| 301435 | WIPER MOTOR ASSEMBLY | 1 | from (c) 162444 |
| 17H2707 | WIPER MOTOR ASSEMBLY | 1 | from (c) 448801 |
| | | | 110° wipe |
| 17H5360 | WIPER MOTOR ASSEMBLY | 1 | to (c) 939635 |
| | | | 100° wipe |
| 57H5552 | WIPER MOTOR ASSEMBLY | 1 | from (c) 939636 |
| | | | 100° wipe |
| 27H2408 | WIPER MOTOR ASSEMBLY | 1 | from (c) 1039564 |
| | | | 120° wipe |

Wiper Motors - How We Sell Them Now...

Note: Due to scarcity of wiper motors we can only offer a reconditioning service to the Customer's Own Unit (C.O.U.). Customers must remove, and retain safely, the drive gear, link & ferule before submitting unit for reconditioning service.

| | | | |
|-----------|---------------------------------|---|-----------------|
| 8D5958R | WIPER MOTOR, Lucas CRT, SII | 1 | recon./exchange |
| LULRW113R | WIPER MOTOR, Lucas DR2, 948cc | 1 | recon./exchange |
| GXE7714 | WIPER MOTOR, Lucas DR3A, 1098cc | 1 | recon./exchange |

Wiper Motor, Mechanism, Arms & Blades Series II (to (c) 448714)

| | | | | |
|---|--------|------------------------|---|-----------------|
| 1 | 8D5958 | WIPER MOTOR, Lucas CRT | 1 | recon./exchange |
|---|--------|------------------------|---|-----------------|

Note: Less drive gear.

| | | | | |
|----|----------|---|---|-----------------|
| 2 | 17H5201 | BRUSH AND SPRING SET | 1 | |
| 3 | 17H5431 | MOUNTING SET | 3 | |
| | | (Kit Includes: 1 stud, 1 nut, 2 washer, 1 grommet). | | |
| 4 | AAA1969 | MOUNTING BRACKET | 1 | |
| 5 | AJD1012 | BOLT | 4 | |
| 6 | WL700101 | WASHER, spring | 4 | |
| 7 | AJD8012Z | NUT | 4 | |
| 8 | AAA446 | WHEELBOX ASSEMBLY | 2 | to (c) 162443 |
| 9 | AAA2253 | GROMMET, wheelbox | 2 | |
| 10 | 129559 | BRACKET, wheelbox, RH | 1 | |
| 11 | AAA1590 | BRACKET, wheelbox, LH | 1 | |
| 12 | AJD1243Z | BOLT | 4 | |
| 13 | AJD4244C | BOLT | 4 | |
| 14 | AAA2340 | WHEELBOX ASSEMBLY | 2 | from (c) 162444 |
| 15 | AAA2388 | BUSH, wheelbox to body | 2 | |
| 16 | AAA2339 | GASKET | 2 | |
| 17 | AAA2337 | BEZEL, chrome | 2 | |
| 18 | 7H5326 | NUT | 2 | |
| 19 | ANK3458 | TUBE, spindle rubber | 2 | |
| 25 | AAA445 | RACK CASING, motor to wheelbox | 1 | |
| 26 | AKA455 | RACK CASING, between wheelboxes | 1 | |
| 27 | AAA444 | RACK CASING, rack end | 1 | |
| 28 | 501730 | RACK, wheel box drive | 1 | |
| | | (Requires cutting to correct length). | | |
| 29 | 4G4840 | WIPER ARM, RH | 1 | |
| | 4G4839 | WIPER ARM, LH | 1 | |
| 30 | 2H9381 | WIPER BLADE | 2 | |
| 31 | 27H7954 | PEG, wiper arm to blade | 2 | |

Wiper Motor, Mechanism, Arms & Blades 948 & 1098cc (from (c) 448801)

| | | | | |
|----|-----------|---------------------------------|---|-----------------|
| 50 | LULRW113R | WIPER MOTOR, Lucas DR2, 948cc | 1 | recon./exchange |
| | GXE7714 | WIPER MOTOR, Lucas DR3A, 1098cc | 1 | recon./exchange |

Note: LULRW113R & GXE7714 do not include drive gear.

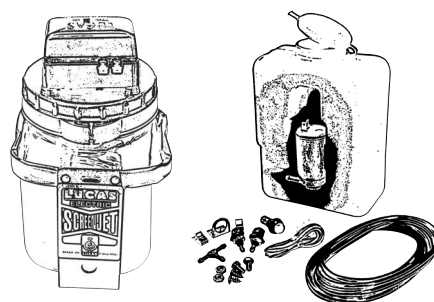
| | | | | |
|----|---------|--|---|------------------|
| 51 | 508170 | BRUSH SET, carbon, pair | 1 | |
| 52 | 17H5431 | MOUNTING SET | 3 | |
| | | (Kit Includes: 1 stud, 1 nut, 2 washers, 1 grommet). | | |
| 53 | 37H5201 | WHEELBOX ASSEMBLY | 2 | 'Clap' wipers |
| | ADA4175 | WHEELBOX ASSEMBLY | 2 | from (c) 1039564 |
| 54 | 17H5390 | SCREW | 4 | |
| 55 | 37H5431 | BUSH, inner | 2 | |
| 56 | ADC560 | SEAL, bezel to body | 2 | |
| 57 | 37H5430 | BEZEL, wheelbox | 2 | |
| 58 | 37H5286 | NUT | 2 | |
| 59 | 13H68 | WIPER ARM, RH, 'spoon fitting' | 1 | 'Clap' wipers |
| | 13H66 | WIPER ARM, LH, 'spoon fitting' | 1 | to (c) 1039563 |
| 60 | GW8145 | WIPER BLADE, 'spoon fitting' | 2 | |
| 61 | 37H6580 | WIPER ARM, 'straight fitting' | 2 | 'Tandem' wipers |

ill. Part Number Description Req. Details

| | | | | |
|----|---------|---------------------------------------|---|------------------|
| 62 | GW8223 | WIPER BLADE, 'straight fitting' | 2 | from (c) 1039564 |
| 63 | RTC202A | RACK, wheelbox drive | 1 | |
| | | (Requires cutting to correct length). | | |
| 64 | 37H5205 | RACK TUBING, motor to wheelbox | 1 | |
| | ADA4172 | RACK TUBING, motor to wheelbox | 1 | from (c) 1039564 |
| 65 | 37H5206 | RACK TUBING, between wheelboxes | 1 | |
| | ADA4173 | RACK TUBING, between wheelboxes | 1 | from (c) 1039564 |
| 66 | 575047A | RACK TUBING, rack end | 1 | |
| 67 | C5574A | GROMMET, rack tubing | 1 | |

Note: Items 64 & 65 are no longer available. Please purchase AAU1909A and cut to required lengths and flare ends.

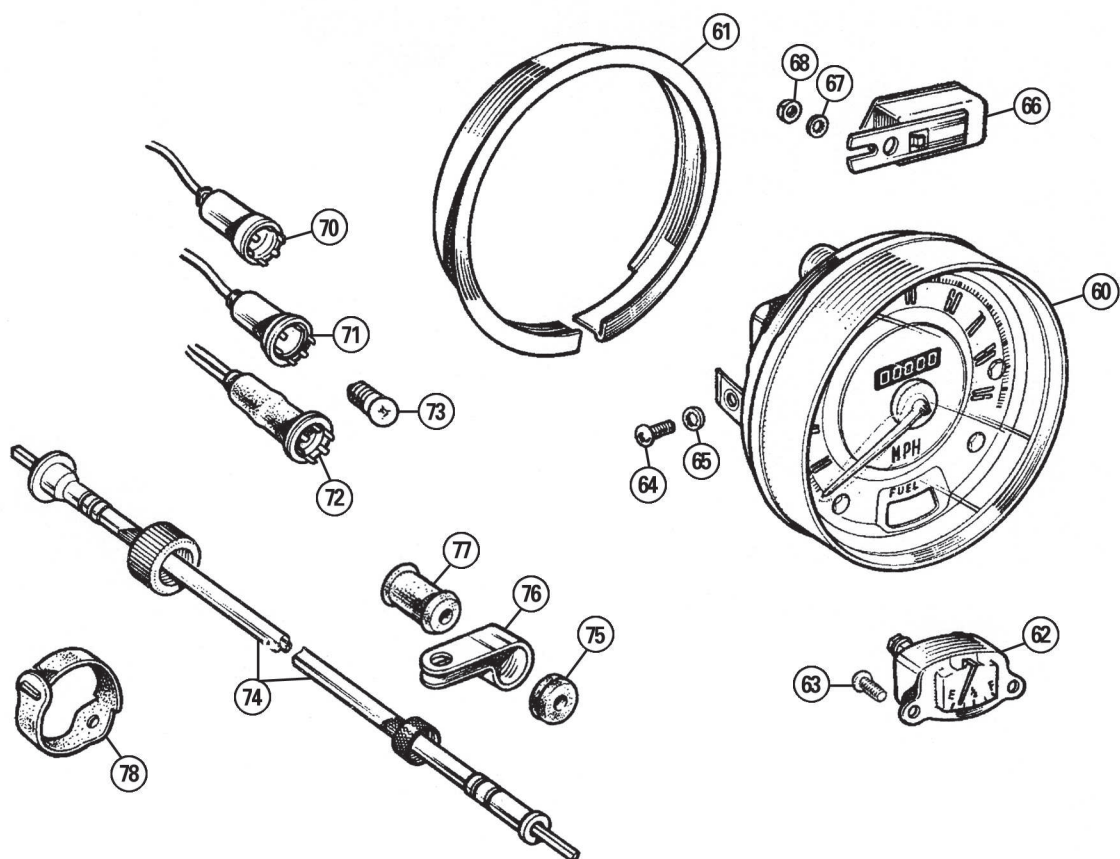
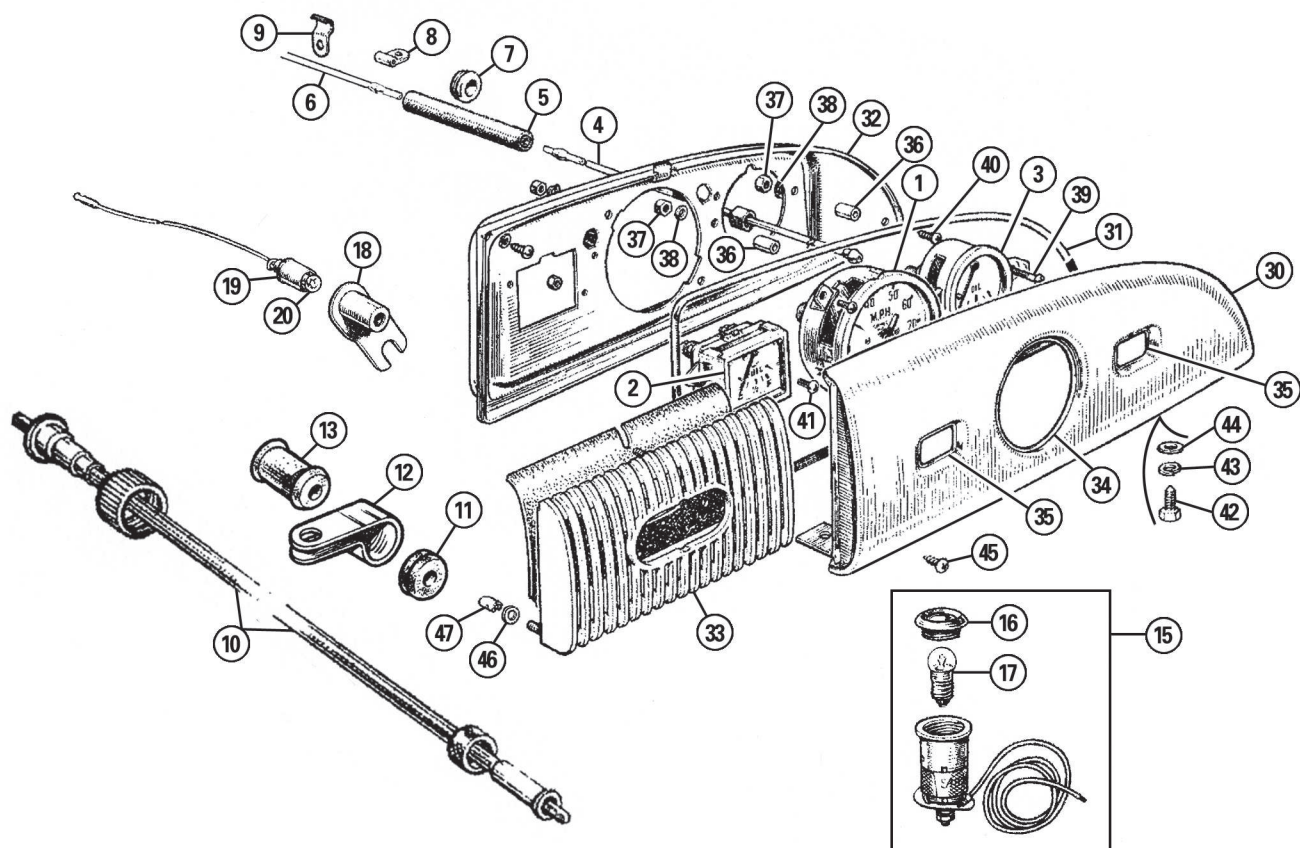
| | | | | |
|-----|-----------|--|-----|-------------------|
| | AAU1909A | RACK TUBING & NUT | a/r | |
| | | (This is a 900mm length of tubing with flared ends & nut. It can be cut & flared to make replacement rack tubing). | | |
| 80 | GW918K | WASHER BOTTLE & CAP | 1 | |
| | GAC9214X | WASHER BOTTLE & CAP | 1 | Tudor label |
| 81 | GW506 | VALVE, non-return | 1 | |
| 82 | CRST124 | LABEL, 'Tudor' | 1 | |
| 83 | 13H232 | BRACKET, washer bottle | 1 | |
| | 13H232SS | BRACKET, washer bottle, s/steel | 1 | alternative |
| | GAC9215X | BRACKET, washer bottle | 1 | only for GAC9215X |
| 84 | PMZ306 | SCREW, bracket to inner wing | 2 | |
| 85 | PWZ103 | WASHER, plain | 2 | |
| 86 | WL700101 | WASHER, spring | 2 | |
| 87 | GHF206 | NUT | 2 | |
| 88 | GW102 | WASHER PUMP, manual | 1 | |
| | GW102B | WASHER PUMP, manual, plastic | 1 | |
| 89 | GW102Z | WASHER PUMP, manual, aftermarket | 1 | |
| 90 | GW202M | TUBING, 4mm ID, per metre | a/r | |
| 91 | GW201M | TUBING, 3mm ID, per metre | a/r | |
| 92 | GW404 | 'T' PIECE | 1 | |
| 93 | 061917 | GROMMET | 2 | |
| 94 | MM802-805 | WASHER JET, period | a/r | |
| 95 | GW802 | WASHER JET, single chrome | a/r | |
| 96 | GW801 | WASHER JET, twin chrome | a/r | |
| 97 | GW829 | WASHER JET, plastic | a/r | |
| 98 | GW125 | WASHER PUMP, electric | a/r | |
| 99 | PMZ308 | SCREW | a/r | |
| 100 | WL700101 | WASHER, spring | a/r | |
| 101 | GHF206 | NUT | a/r | |
| 102 | 3H3058 | SWITCH, push button, momentary | a/r | |
| | | (Use with electric pumps GW125). | | |



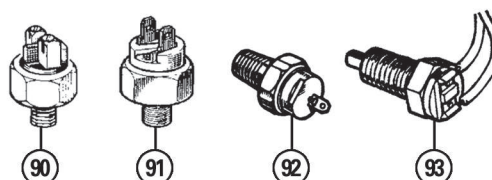
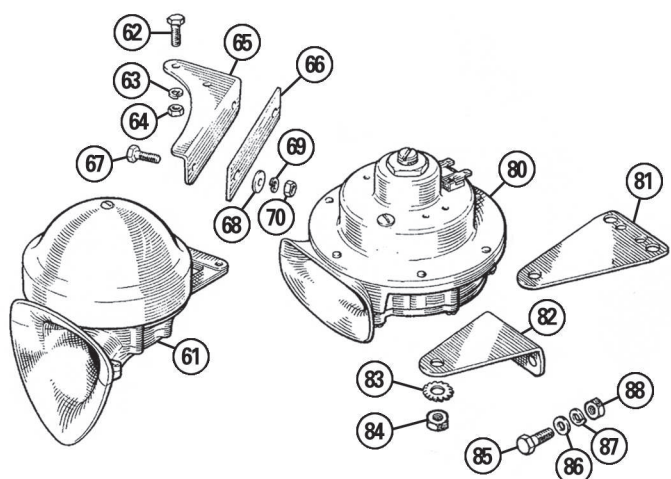
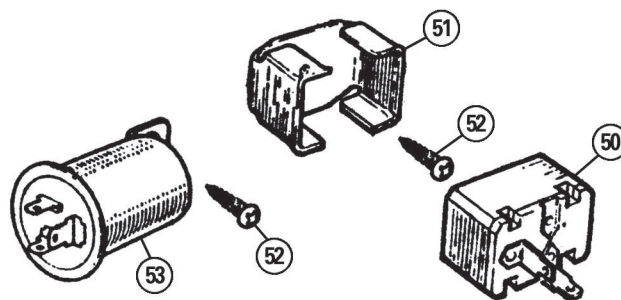
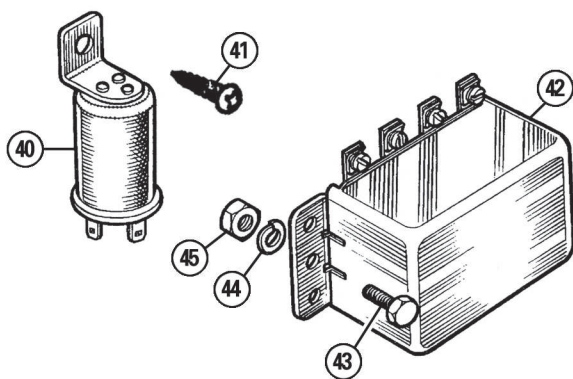
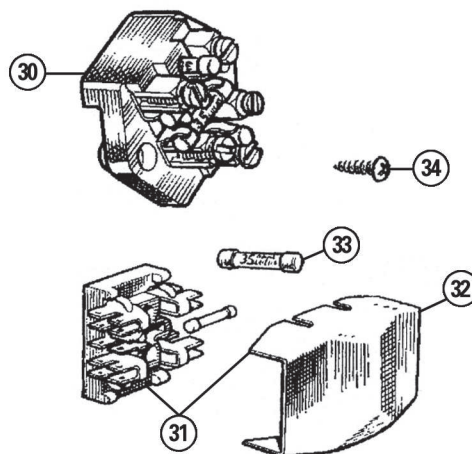
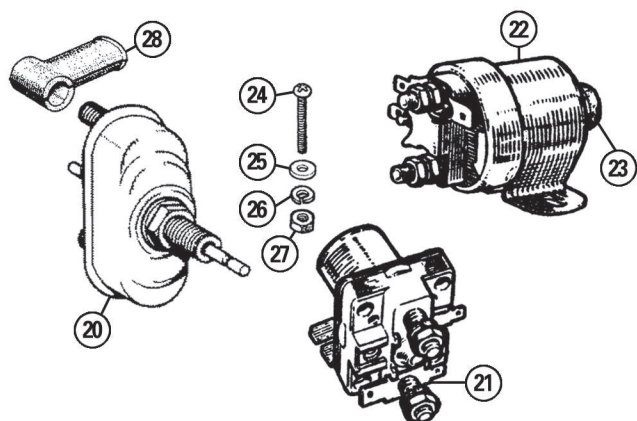
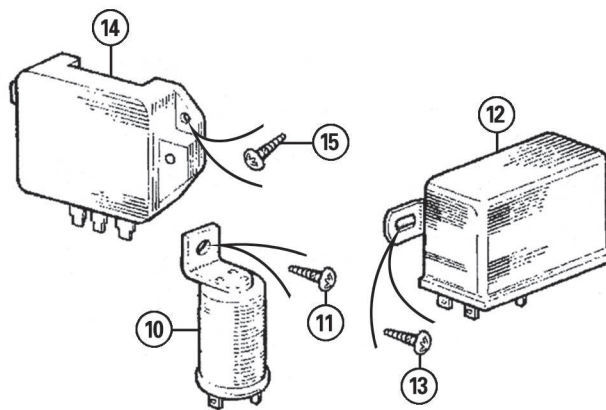
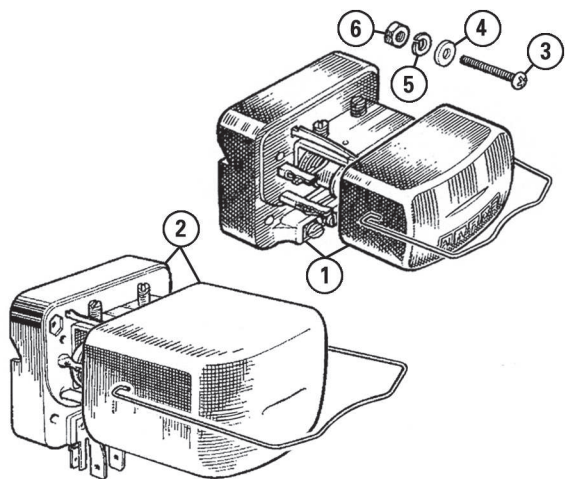
Electric Screen Washer Kits

We offer a choice of a stylish period glass bottle washer kit or a universal washer kit with a plastic bottle and integrated pump.

| | | | |
|----------|---|---|--|
| GAC9211X | PERIOD GLASS WASHER BOTTLE KIT | 1 | |
| | (This kit includes washer bottle, cap with pump & bracket only). | | |
| GAC9213X | UNIVERSAL SCREEN WASHER KIT | 1 | |
| | (Includes bottle, bracket, pump, switch, plastic washer jets, tubing, wiring & hardware). | | |



| ill. | Part Number | Description | Req. | Details | ill. | Part Number | Description | Req. | Details |
|--|-------------|--------------------------------------|------|--|----------|--------------------------------------|---------------------------------|----------------------|--|
| Instruments | | | | | | | | | |
| Instruments: Offset Speedo. To: 2 Door (c) 291139; 4 Door (c) 290172; Tourer (c) 291335; Traveller (c) 289686 | | | | | | | | | |
| 1 | AAA3794R | SPEEDOMETER, MPH | 1 | recon./exchange | 17H3664R | SPEEDO, MPH - SN4477/80, bronze face | 1 | 1098cc - 4.22:1 diff | 2 door from (c) 990290 to 1082279, 4 door from (c) 990290 to 1082283, Tourer from (c) 990290 to 1082716 Traveller from (c) 990290 to 1082536 |
| | AAA3795R | SPEEDOMETER, KPH | 1 | recon./exchange | | | | | |
| 2 | AAA2097R | GAUGE, fuel | 1 | | | | | | |
| | X86036/2R | GAUGE, fuel | 1 | to (c) 291139 | | | | | |
| 3 | AAA428R | GAUGE, oil pressure | 1 | | 17H3665R | SPEEDO, KPH - SN4477/31, bronze face | 1 | 1098cc - 4.22:1 diff | 2 door from (c) 990289 to 1082279, 4 door from (c) 990289 to 1082283, Tourer from (c) 990289 to 1082716 Traveller from (c) 990290 to 1082536 |
| 4 | AAA3911 | PIPE, gauge to hose, short, RHD | 1 | | | | | | |
| | AAA3912 | PIPE, gauge to flexible, long, LHD | 1 | | | | | | |
| 5 | ACA5420 | HOSE, oil gauge flexible | 1 | | | | | | |
| 6 | AAA4012 | PIPE, engine to flexible | 1 | | | | | | 1098cc - 4.22:1 diff 2 door from (c) 1082280 to 1203563, 4 door from (c) 1082284 to 1203563, Tourer from (c) 1082717 to 1203563, Traveller from (c) 1082537 to 1203563 |
| 7 | 061917 | GROMMET, oil gauge pipe | 1 | | BCA4886R | SPEEDO, MPH - SN4419/04, black face | 1 | | |
| 8 | ACB8744 | CLIP, pipe | 1 | | | | | | |
| 9 | ACA5414 | CLIP, pipe to battery box | 1 | | | | | | |
| 10 | GSD114 | SPEEDO CABLE, RHD, 66" | 1 | | | | | | 1098cc - 4.22:1 diff 2 door from (c) 1082280 to 1206703, 4 door from (c) 1082284 to 1206703, Tourer from (c) 1082717 to 1206703, Traveller from (c) 1082537 to 1206703 |
| | GSD113 | SPEEDO CABLE, LHD, 51" | 1 | | | | | | |
| 11 | ACB8474 | GROMMET | 1 | | | | | | |
| 12 | PCR809 | CLIP | 1 | from (c) 448801 | BCA4887R | SPEEDO, KPH - SN4419/05, black face | 1 | | |
| 13 | ACH8529 | FERRULE | 1 | | | | | | 1098cc - 4.22:1 diff all models from (c) 1203563 |
| 15 | 2H2838 | WARNING LAMP | 1 | | | | | | |
| 16 | 27H5024 | RIM & GLASS | 1 | | 37H2537R | SPEEDO, MPH - SN4423/06, black face | 1 | | |
| 17 | GLB987 | BULB, screw, 2.2W | 1 | | | | | | |
| 18 | AAA2079 | WARNING LAMP, indicators | 1 | from (c) 224166 to 291139 | 37H2538R | SPEEDO, KPH - SN4423/07, black face | 1 | | 1098cc models with SP145-14 tyres |
| | 134541 | WARNING LAMP, side lights | 1 | to (c) 224165 | BCA4930R | SPEEDO, KPH - SN4419/12, black face | 1 | | |
| 19 | 13H1927 | BULB HOLDER | 2 | | 61 | ADA1587 | FILLET, gauge locating | 1 | |
| 20 | GLB987 | BULB | 2 | | 62 | ADA1666R | GAUGE, fuel | 1 | |
| 30 | AAA2114 | FASCIA PANEL, RHD | 1 | | | 13H2133E | GAUGE, fuel | 1 | bronze face |
| | 135781 | FASCIA PANEL, LHD | 1 | | 63 | AJC5077 | SCREW, fuel gauge to speedo | 2 | black face |
| 31 | AAA3004 | SEALING RING | 1 | | 64 | AJA5066 | SCREW | 2 | |
| 32 | AAA2115 | BACKPLATE, RHD | 1 | | 65 | WF702101 | WASHER, shake-proof | 2 | |
| | 135784 | BACKPLATE, LHD | 1 | | 66 | 13H3554 | VOLTAGE STABILIZER | 1 | from (c) 1082280 |
| 33 | AAA3706 | FASCIA GRILLE | 1 | | 67 | WF702101 | WASHER, shake-proof | 1 | |
| 34 | 182728 | BEZEL, round, speedo | 1 | | 68 | FNZ103 | NUT | 1 | |
| 35 | AAA6178 | BEZEL, square, gauges | 2 | | 70 | ACH5542 | BULB HOLDER | 2/1 | indicator & headlamp warning lamp |
| 36 | ADA1556 | BUSH, support, RHD | 2 | | | | | | 2 oil & ignition warning lamps |
| | 133342 | BUSH, support, LHD | 2 | | 71 | 37H5181 | BULB HOLDER | 2 | |
| 37 | AJD8012Z | NUT | 4 | | | | | | |
| 38 | WL700101 | WASHER, spring | 4 | | 72 | AJA5068 | BULB HOLDER, gauge illumination | 2 | |
| 39 | AJD1248Z | SCREW | 2 | | 73 | GLB987 | BULB, screw, 2.2W | 6/5 | qty. Reduced at (c) 549923 |
| 40 | AJD1943ZP | SCREW | 3 | | | | | | 1 from (c) 549780, approx. |
| 41 | AJD1943Z | SCREW | 2 | | 74 | GSD115 | SPEEDO CABLE | 1 | |
| 42 | AJD1032 | SCREW | 2 | | 75 | RFN305 | GROMMET, speedo cable | 1 | |
| 43 | WL700101 | WASHER, spring | 2 | | | | | | |
| 44 | PWZ103 | WASHER | 2 | | 76 | PCR809 | CLIP | 1 | from (c) 448801 |
| 45 | AB606031 | SCREW | 1 | | 77 | ACH8529 | FERRULE | 1 | |
| 46 | AAA3905 | WASHER, spring | 3 | | 78 | 13H6107 | STRAP, speedo cable | 1 | |
| 47 | BNK4903 | NUT | 3 | | | | | | |
| Instruments: 'Centre Speedo'. From: 2 Door (c) 291140; 4 Door 290173; Tourer (c) 291336; Traveller (c) 289687 | | | | | | | | | |
| 60 | AJA5063R | SPEEDO, MPH - SN4401/09, bronze face | 1 | 803-948cc - 5.375:1 diff, Saloon & Tourer to (c) 579227 Traveller | | | | | |
| | AJA5064R | SPEEDO, KPH - SN4401/04, bronze face | 1 | Traveller to (c) 572906 | | | | | |
| | 17H1547R | SPEEDO, MPH - SN4406/08, bronze face | 1 | 803-948cc - 5.375:1 diff, Saloon & Tourer from (c) 579228 to 990289, Traveller from (c) 572907 to 990289 | | | | | |
| | 17H1548R | SPEEDO, KPH - SN4406/09, bronze face | 1 | | | | | | |
| | 17H2283R | SPEEDO, MPH - SN4477/10, bronze face | 1 | | | | | | |
| | 17H701R | SPEEDO, MPH - SN4401/15, bronze face | 1 | 4.555:1 diff Saloon & Tourer from (c) 448801 to 579227, Traveller from (c) 448801 to 572906 | | | | | |
| | 37H721R | SPEEDO, MPH - SN4451/15, bronze face | 1 | | | | | | |
| | 17H1545R | SPEEDO, MPH - SN4466/00, bronze face | 1 | 4.555:1 diff Saloon & Tourer from (c) 579228 to 953663, Traveller from (c) 572907 to 953663 | | | | | |
| | 27H1824R | SPEEDO, MPH - SN4407/00, bronze face | 1 | | | | | | |
| | 17H2085R | SPEEDO, MPH - SN4477/00, bronze face | 1 | 4.555:1 diff, Saloon & Tourer from (c) 953664 to 990289 | | | | | |



| Ill. | Part Number | Description | Req. | Details |
|--|-------------|--------------------------------------|------|---------------------------------|
| Switches & Controls | | | | |
| Voltage Regulators | | | | |
| Regulator: Dynamo | | | | |
| 1 | 3H1835 | REGULATOR, voltage, screw terminals | 1 | |
| 2 | GEU6603 | REGULATOR, voltage, spade terminals | 1 | from (c) 990290 |
| 3 | PMZ320 | SCREW, 3/16" UNF | 2 | |
| 4 | PWZ103 | WASHER, plain | 2 | |
| 5 | WL700101 | WASHER, spring | 2 | |
| 6 | GHF206 | NUT | 2 | |
| Regulator: 11AC Alternator | | | | |
| 10 | BMK1092A | CONTROL RELAY, warning light | 1 | |
| 11 | GHF425 | SCREW | 2 | |
| 12 | 142169A | FIELD RELAY | 1 | |
| 13 | GHF425 | SCREW | 2 | |
| 14 | GEU6609 | REGULATOR BOX | 1 | |
| 15 | GHF426 | SCREW | 1 | |
| Starter Solenoids | | | | |
| 20 | 3H949 | SWITCH, starter | 1 | pull starter |
| 21 | BMK1727 | STARTER SOLENOID, square | 1 | key starter from (c) 1039564 |
| 22 | BCA4501 | STARTER SOLENOID, round | 1 | |
| 23 | 27H5576 | COVER, plunger | 1 | alternative |
| 24 | PMZ312 | SCREW | 2 | |
| 25 | GHF306 | WASHER, plain | 2 | |
| 26 | WL700101 | WASHER, spring | 2 | |
| 27 | GHF206 | NUT | 2 | |
| 28 | 8G548 | BOOT, terminal insulation | 2 | |
| (Suitable for all types of solenoid). | | | | |
| Fuse Boxes | | | | |
| 30 | 1G2613 | FUSE BOX, SF6 type | 1 | |
| 31 | 606253A | FUSE BOX, 4FJ type | 1 | from (c) 1039564 |
| 32 | 505158A | COVER, fuse box | 1 | |
| 33 | GFS35X | FUSE, 35A, single | a/r | |
| | GFS3035 | FUSES, 35A, packet of 5 | a/r | |
| 34 | GHF426 | SCREW | 2 | |
| Flasher Units & Relays | | | | |
| Relay Flasher Type: Export Market | | | | |
| 40 | GFU2101 | FLASHER UNIT, round, screw terminals | 1 | |
| | GFU2103 | FLASHER UNIT, round, spade terminals | a/r | alternative |
| 41 | GHF426 | SCREW | 1 | |
| 42 | 3H1454 | RELAY UNIT, indicator & stop lights | 1 | |
| 43 | 320-960 | BOLT, 1/4" BSF | 3 | |
| | SH604041 | SCREW, 1/4" UNF | 3 | |
| 44 | GHF331 | WASHER, spring | 3 | |
| 45 | AJD8104 | NUT, 1/4" BSF | 3 | |
| | GHF200 | NUT, 1/4" UNF | 3 | |
| Separate Indicator Type: All Markets From (c) 990290 | | | | |
| 50 | GFU2124 | FLASHER UNIT, square | 1 | from (c) 990290 |
| 51 | BHA4780 | CLIP, square | 1 | |
| 52 | AB606031 | SCREW, clip to bulkhead | 1 | |
| 53 | GFU2101 | FLASHER UNIT, round, screw terminals | 1 | alternatives |
| | GFU2103 | FLASHER UNIT, round, spade terminals | 1 | |
| Horns | | | | |
| | 1B9007/8 | HORN SET, 'Windtone', pair | 1 | |
| 61 | 1B9007 | HORN, 'Windtone', low | 1 | |
| | 1B9008 | HORN, 'Windtone', high | 1 | |
| 62 | AJD6106Z | BOLT, 1/4" BSF, horn to bracket | 2/4 | |
| | GHF101 | BOLT, 1/4" UNF, horn to bracket | 2/4 | |
| 63 | GHF331 | WASHER, spring | 2 | |
| 64 | AJD8104 | NUT, 1/4" BSF | 2/4 | |
| | GHF200 | NUT, 1/4" UNF | 2/4 | |
| 65 | AAA2107 | BRACKET, horn, RH | 1 | |
| | AAA2088 | BRACKET, horn, LH | 1 | |
| 66 | AAA2170 | BACKING PLATE | 1/2 | |
| 67 | AJD6255Z | BOLT, 5/16" BSF | 2/4 | |
| | SH605061 | BOLT, 5/16" UNF | 2/4 | |
| 68 | GHF301 | WASHER, plain | 2/4 | |
| 69 | GHF332 | WASHER, spring | 2/4 | |
| 70 | AJD8105Z | NUT, 5/16" BSF | 2/4 | |
| | GHF201 | NUT, 5/16" UNF | 2/4 | |
| 80 | GGE101 | HORN, high tone, single terminal | 1 | from (c) 990290 |
| | GGE102 | HORN, low tone, single terminal | 1 | |
| | GGE164 | HORN, high tone, twin terminal | 1 | plastic alternatives |
| | GGE165 | HORN, low tone, twin terminal | 1 | |
| | BHA4515 | HORN, high tone, twin terminal | 1 | metal alternatives |
| | BHA4514 | HORN, low tone, twin terminal | 1 | |
| 81 | 57H5309 | BRACKET, horn mounting, straight | 2 | |

| ill. | Part Number | Description | Req. | Details |
|---|-------------|--------------------------------|------|-----------------|
| 82 | GGE110 | BRACKET, horn mounting, angled | 2 | |
| | GGE110SS | BRACKET, horn mounting | 2 | stainless steel |
| 83 | GHF322 | WASHER, shake-proof | a/r | |
| 84 | GHF202 | NUT, 5/16" UNF | a/r | |
| | GHF213 | NUT, M8 | a/r | |
| Note: Some replacement horns use an M8 fixing stud. Check horn before ordering. | | | | |
| 85 | AJD6308Z | BOLT, 3/8" BSF | 1 | |
| | SH606061 | BOLT, 3/8" UNF | 1 | |
| 86 | PWZ206 | WASHER | 1 | |
| 87 | GHF333 | WASHER, spring | 1 | |
| 88 | AJD8106Z | NUT, 3/8" BSF | 1 | |
| | GHF202 | NUT, 3/8" UNF | 1 | |

Brake Light Switches

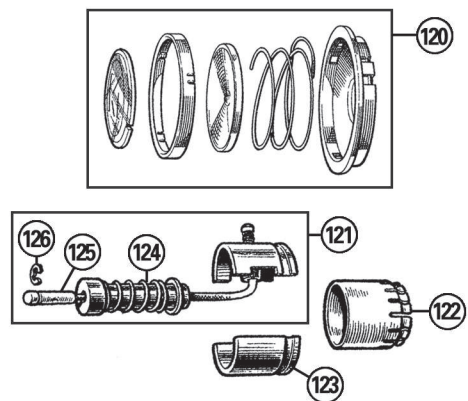
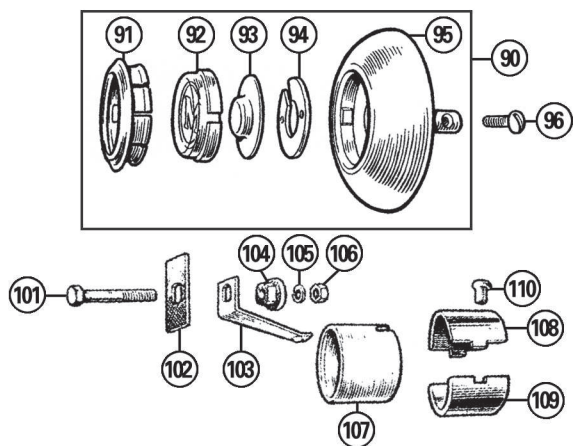
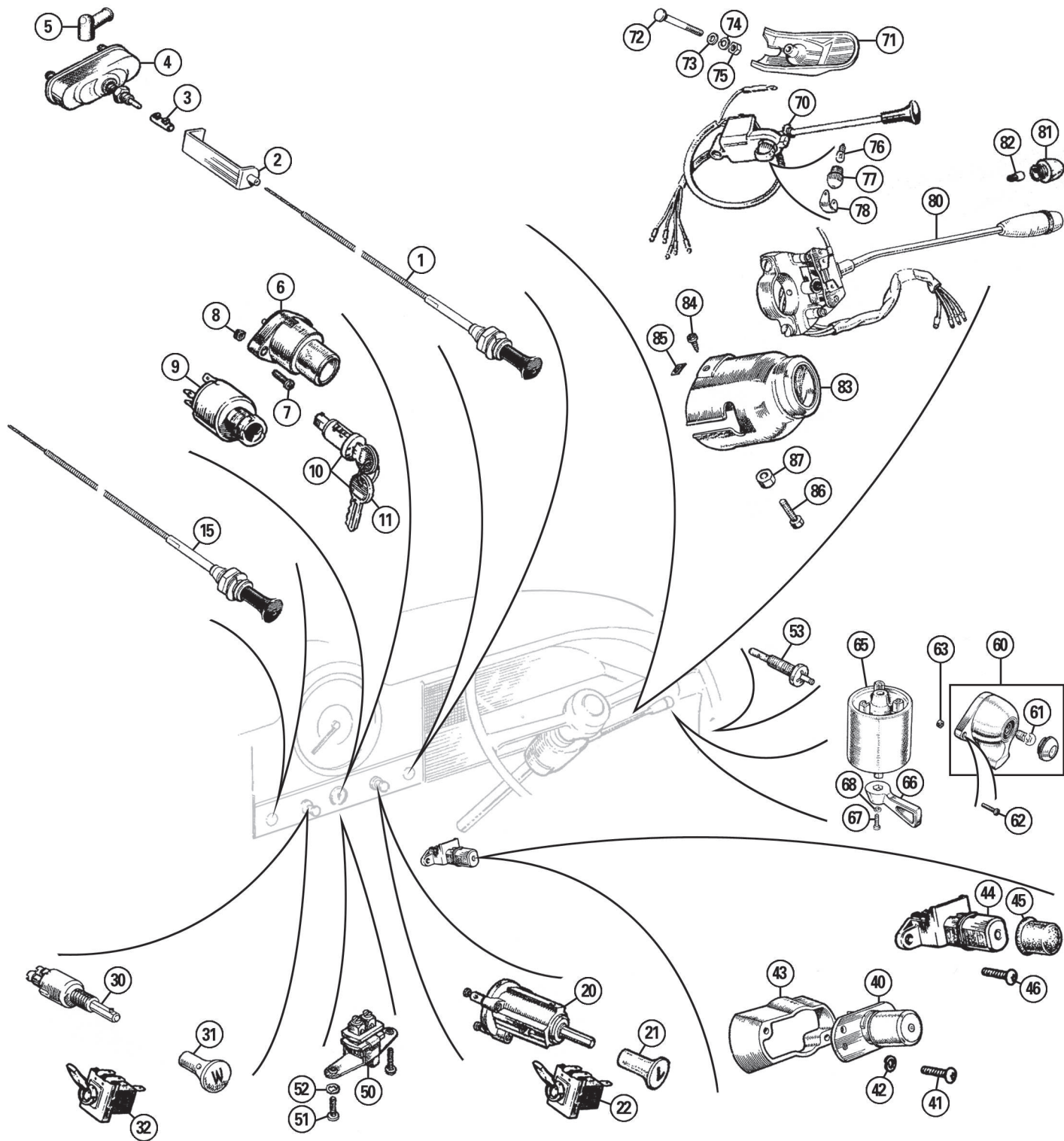
| | | | | |
|----|---------|--------------------------------------|---|-----------------|
| 90 | 13H2303 | SWITCH, brake light, screw terminals | 1 | to (c) 990289 |
| 91 | C16062A | SWITCH, brake light, spade terminals | 1 | from (c) 990290 |

Oil Pressure Light Switch

| | | | | |
|----|--------|------------------------------|---|--|
| 92 | GPS133 | SWITCH, oil pressure warning | 1 | |
|----|--------|------------------------------|---|--|

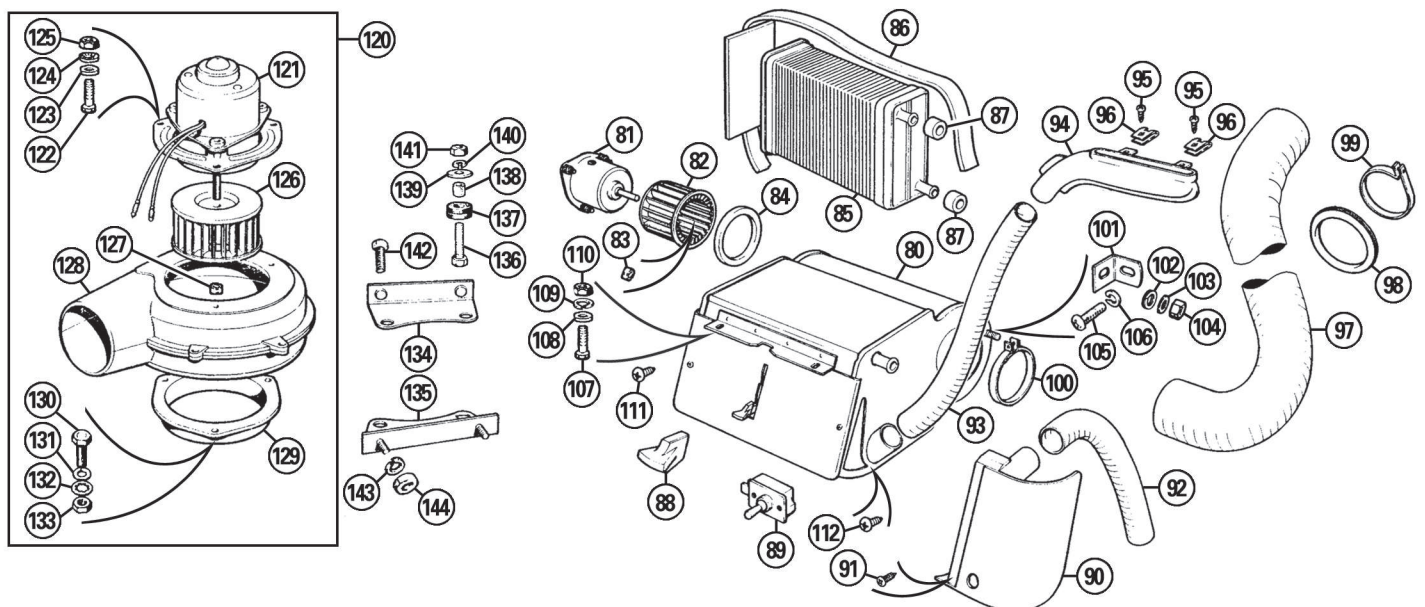
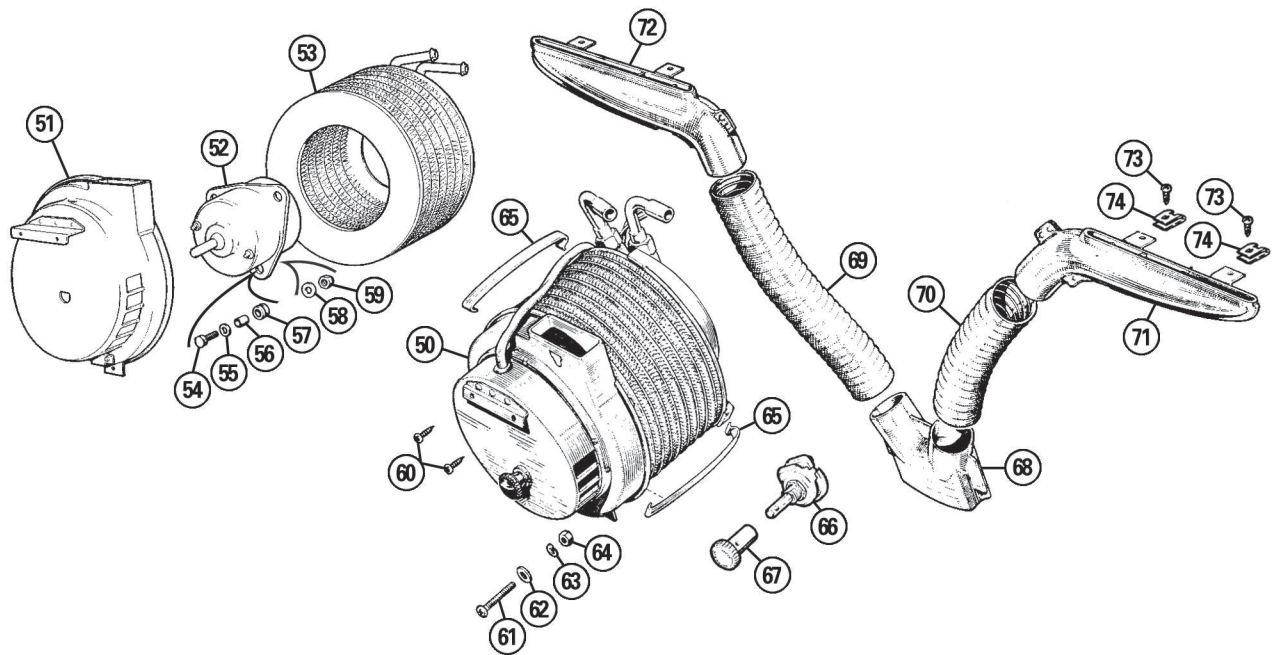
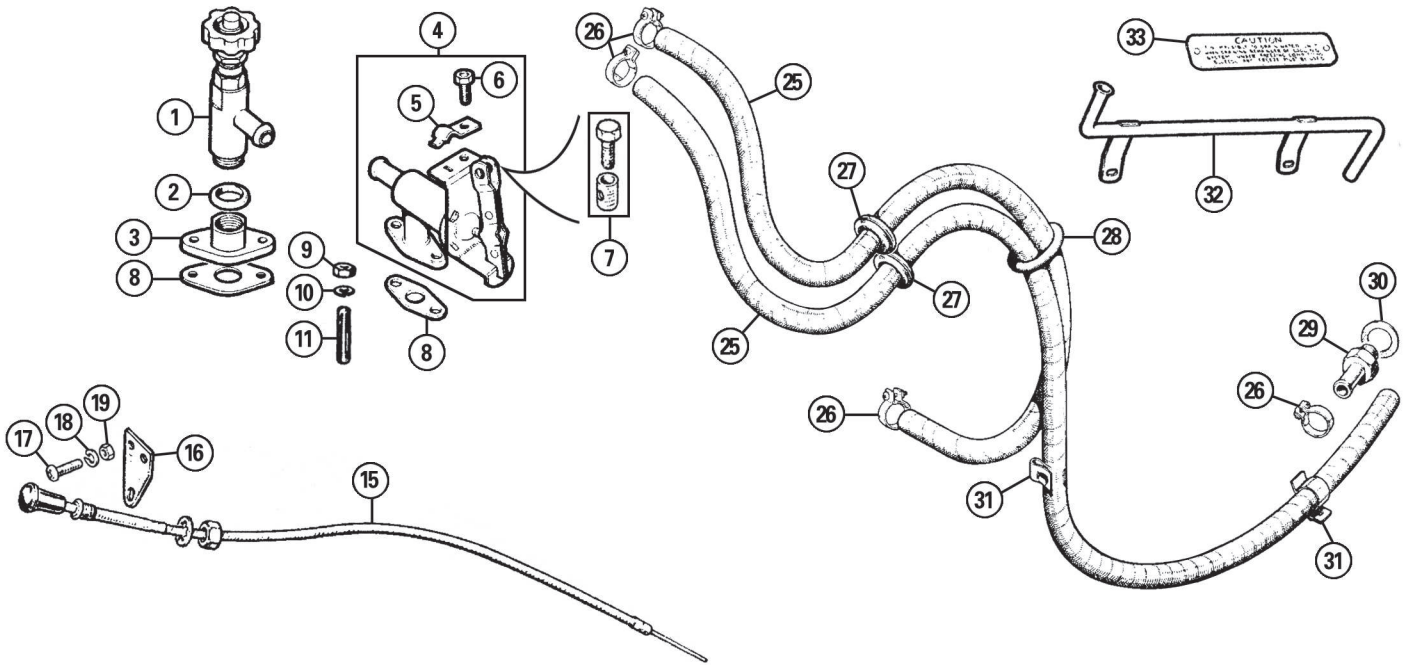
Reverse Light Switches

| | | | | |
|--|----------|-----------------------|-----|--|
| 93 | 13H4216Z | SWITCH, reverse light | a/r | |
| Note: This is the Sprite & Midget switch that fits into the remote housing and allows the fitting of automatically operating reverse lamps. It can be used in conjunction with accessory lamps, please see Accessories section. Check your gearbox for compatibility with this switch. | | | | |



| Ill. | Part Number | Description | Req. | Details |
|---|-------------|-------------------------------------|------|-----------------------------------|
| Fascia Switches & Controls | | | | |
| Starter Switches | | | | |
| Starter Switch: Pull Starter | | | | |
| 1 | AAA2315 | CABLE, starter switch | 1 | |
| | ACA5317 | CABLE, starter switch | 1 | from (c) 324359 |
| 2 | AAA1534 | BRACKET, cable to switch | 1 | |
| 3 | 3H950 | CONNECTOR, cable to switch | 1 | |
| 4 | 3H949 | SWITCH, starter | 1 | |
| 5 | 8G548 | BOOT, terminal insulation | 2 | |
| 6 | 3H810 | SWITCH, ignition | 1 | |
| 7 | AJD1844Z | SCREW | 2 | |
| 8 | AJD8105Z | NUT | 2 | |
| 9 | 13H337 | SWITCH, ignition & starter | 1 | key starter from (c) 103956410 |
| | 13H337Z | SWITCH, ignition & starter | 1 | |
| | 24G1345 | BARREL & KEY, ignition | 1 | |
| | 24G1345Z | BARREL & KEY, ignition, aftermarket | 1 | |
| 11 | 17H2475 | KEY, blank | a/r | |
| | KEY/FS | KEY, 'FS' numbered | a/r | |
| Note: Please specify your lock's 'FS' number when ordering. | | | | |
| Choke Cables | | | | |
| 15 | ACA5101 | CHOKE CABLE | 1 | to (c) 448714 |
| | ACA5316 | CHOKE CABLE | 1 | from (c) 448801 |
| | ACA8019 | CHOKE CABLE | 1 | from (c) 750470 |
| | ACA8227 | CHOKE CABLE | 1 | from (c) 1153739 |
| Headlamp Switches | | | | |
| 20 | 3H3098 | SWITCH, headlamps, push/pull | 1 | less knob |
| 21 | AAA438 | KNOB, headlamp switch | 1 | |
| | AJA5003 | KNOB, headlamp switch | 1 | from (c) 165355 |
| | AHH5360 | KNOB, headlamp switch | 1 | from (c) 448801 |
| 22 | BCA4294 | SWITCH, headlamps, toggle | 1 | from (c) 1039564 |
| Wiper Switches | | | | |
| 30 | 2H4841 | SWITCH, wipers, push/pull | 1 | |
| 31 | AAA174 | KNOB, wiper switch | 1 | to (c) 247514 |
| | AKA456 | KNOB, wiper switch | 1 | from (c) 247515 |
| | AKA458 | KNOB, wiper switch | 1 | from (c) 291140 |
| | AHH5364 | KNOB, wiper switch | 1 | from (c) 448801 |
| 32 | 149011A | SWITCH, wipers, toggle | 1 | from (c) 1039564 |
| | 149011 | SWITCH, wipers, toggle, aftermarket | 1 | from (c) 1039564 |
| Headlamp Dip Switches | | | | |
| 40 | 11G2007 | SWITCH, headlamp dip | 1 | |
| 41 | SE910201 | SCREW | 2 | |
| 42 | WL700101 | WASHER, spring | 2 | |
| 43 | ACA5405 | PLINTH | 1 | RHD from (c) 471484 |
| 44 | RTC432A | SWITCH, headlamp dip | 1 | from (c) 1039564 |
| 45 | RTC432CAP | CAP, rubber | 1 | |
| 46 | GHF426 | SCREW | 2 | |
| General Switches | | | | |
| 50 | BHA4698 | SWITCH, panel light | 1 | to (c) 1039563 |
| 51 | AJD1842Z | SCREW | 2 | |
| 52 | WL700061 | WASHER, spring | 2 | |
| 53 | 2A458 | SWITCH, courtesy light | 2 | from (c) 654750 to 1039563 |
| | | | | |
| Trafficator & Indicator Switches | | | | |
| Dashboard Mounted Switches | | | | |
| 60 | 140-600 | SWITCH, turn signal | 1 | 2 door & Tourer |
| 61 | GLB987 | BULB | 1 | |
| 62 | AJD1744Z | SCREW, switch to fascia/bracket | 2 | |
| 63 | AJD8016Z | NUT | 2 | |
| | 4K3754MFK | SCREW & NUT KIT | 1 | |
| 65 | AMK5607 | SWITCH, turn signal | 1 | 4 door |
| 66 | 11K9308 | LEVER, switch | 1 | |
| 67 | AAA4712 | SCREW | 1 | |
| 68 | 17H5484 | WASHER, spring | 1 | |
| Column Mounted 'Stalk' Switches | | | | |
| 70 | 37H5537 | SWITCH, indicator & horn | 1 | from (c) 448801 |
| | BCA4105 | SWITCH, indicators & horn, RHD | 1 | from (c) 549923 to 705621 |
| | BCA4106 | SWITCH, indicators & horn, LHD | 1 | |
| 71 | ACA5331 | COVER, lower | 1 | |
| 72 | ACA5332 | BOLT, switch to column | 1 | |

| ill. | Part Number | Description | Req. | Details |
|-----------|-------------|------------------------------|------|------------------|
| 73 | PWZ103 | WASHER | 1 | |
| 74 | WL700101 | WASHER, spring | 1 | |
| 75 | FNZ103 | NUT | 1 | |
| 76 | GLB280 | BULB | 1 | |
| 77 | 57H5188 | WINDOW, warning lamp, amber | 1 | |
| 78 | 47H5189 | COVER, lamp | 1 | |
| 80 | BCA4346 | SWITCH, indicator | 1 | from (c) 705622 |
| 81 | 47H5200 | WINDOW, warning lamp, green | 1 | |
| 82 | GLB280 | BULB | 1 | |
| 83 | 21G6052 | COWL | 1 | |
| 84 | AB606043 | SCREW, cowl to column | 3 | |
| 85 | PFS306 | SPIRE CLIP | 3 | |
| 86 | 31G180 | STUD, indicator switch trip | 1 | |
| 87 | FNZ103 | NUT | 1 | |
| Horn Push | | | | |
| 90 | AAA2312 | HORN PUSH ASSEMBLY | 1 | to (c) 448714 |
| | BCA4177 | HORN PUSH ASSEMBLY | 1 | from (c) 705622 |
| 91 | 7H5468 | RETAINER, button | 1 | |
| 92 | AJA5005 | BUTTON | 1 | to (c) 448714 |
| | 47H5112 | BUTTON | 1 | from (c) 705622 |
| 93 | 27H5397 | CUP, contact | 1 | |
| 94 | 7H5138 | BASE, contact | 1 | |
| 95 | 47H5113 | COVER | 1 | |
| 96 | AJD2245C | SCREW | 1 | |
| | AAA2314 | SLIP RING & CONTACT ASSEMBLY | 1 | |
| 101 | AJD1052 | BOLT, contact to column | 1 | |
| 102 | AAA1924 | INSULATOR | 1 | |
| 103 | AAA1925 | BRUSH, contact | 1 | |
| 104 | AAA1923 | SLEEVE, brush | 1 | |
| 105 | WL700101 | WASHER, spring | 1 | |
| 106 | AJD8012Z | NUT | 1 | |
| 107 | AAA1933 | SLIP RING | 1 | |
| 108 | AAA1934 | BLOCK | 1 | |
| 109 | AAA1935 | BLOCK, lower | 1 | |
| 110 | AAA1890 | THIMBLE | 1 | |
| 120 | 67H5015 | HORN PUSH ASSEMBLY | 1 | from (c) 1082280 |
| 121 | BCA4505 | SLIP RING & CONTACT ASSEMBLY | 1 | |
| 122 | 27H5401 | SLIP RING | 1 | |
| 123 | 57H5472 | BLOCK | 1 | |
| 124 | 47H5541 | SPRING | 1 | |
| 125 | 47H5542 | CONTACT | 1 | |
| 126 | 47H5539 | CLIP | 1 | |



| ill. | Part Number | Description | Req. | Details |
|---|-------------|---------------------------------|------|--|
| Heaters & Ventilation | | | | |
| Heater Controls, Taps & Pipes | | | | |
| 1 | 88G588 | HEATER TAP | 1 | to (c) 1039563 approx. |
| 2 | AAA836 | WASHER, sealing | a/r | |
| 3 | ACA5456 | ADAPTOR, heater valve to head | 1 | from (c) 1039564 approx. |
| 4 | JJC10018 | VALVE, heater, cable operated | 1 | |
| 5 | 27H1193 | CLIP, cable outer to valve | a/r | approx. |
| 6 | 53K1016 | SCREW, clip | a/r | |
| 7 | AUE34 | TRUNNION | 1 | from (c) 1039564 approx. |
| 8 | 88G221 | GASKET | 1 | |
| 9 | GHF200 | NUT, plain | 2 | from (c) 1039564 approx. |
| 10 | GHF331 | WASHER, spring | 2 | |
| 11 | 53K402 | STUD, heater tap | 2 | from (c) 1039564 approx. |
| 15 | ACA8211 | CABLE, heater valve | 1 | |
| 16 | ADA4304 | BRACKET, cable to fascia | 1 | from (c) 1039564 approx. |
| 17 | PMZ305 | SCREW, bracket | 2 | |
| 18 | WL700101 | WASHER, spring | 2 | from (c) 1039564 approx. |
| 19 | GHF206 | NUT | 2 | |
| 25 | GRH1006M | HOSE, universal, heater | a/r | sold per metre |
| (This hose is supplied per metre and should be cut to appropriate lengths). | | | | |
| 26 | GHC11022 | HOSE CLIP, band type, stainless | 5 | alternatives |
| | CS4013 | HOSE CLIP, wire type | 5 | |
| 27 | ADA4162 | GROMMET | 2 | early type with bottom hose connected direct |
| 28 | AAA3694 | RING, hose retaining | 1 | |
| 29 | AMK8847 | CONNECTOR, hose to radiator | 1 | to radiator bottom tank |
| 30 | ARH517 | WASHER, sealing | 1 | |
| 31 | AAA3907 | CLIP | 2 | from (c) 670090 |
| 32 | ACA5514 | PIPE, heater return | 1 | |
| 33 | CRCP303 | PLATE, 'Caution', heater return | 1 | |

Heater Assembly & Fittings: Recirculating Type

| | | | | |
|----|----------|-------------------------------|---|-----------------|
| | ADA1813 | HEATER ASSEMBLY | 1 | |
| 51 | BCA4314 | COVER | 1 | |
| 52 | 27H975 | MOTOR | 1 | |
| 53 | 17H903 | RADIATOR | 1 | |
| 54 | AJD1012 | SCREW, motor mounting | 3 | |
| 55 | PWZ203 | WASHER, plain | 3 | |
| 56 | 17H1289 | SPACER | 3 | |
| 57 | 24K2085 | GROMMET | 3 | |
| 58 | PWZ103 | WASHER, plain | 3 | |
| 59 | 27H976 | NUT | 3 | |
| 60 | AJD8452Z | SCREW | 2 | |
| | AB606031 | SCREW | 2 | from (c) 448801 |
| 61 | AJD3204Z | SCREW, lower fixing | 1 | |
| | PMZ312 | SCREW, lower fixing | 1 | from (c) 448801 |
| 62 | PWZ203 | WASHER | 1 | |
| 63 | WL700101 | WASHER, spring | 1 | |
| 64 | AJD8012Z | NUT | 1 | |
| | FNZ103 | NUT | 1 | from (c) 448801 |
| 65 | 27H596 | CLIP, heater assembly | 3 | |
| 66 | 27H4879 | RHEOSTAT, fan control | 1 | |
| 67 | 500513 | KNOB | 1 | |
| | 57H5240 | KNOB | 1 | |
| 68 | AAA4428 | ADAPTOR, demister, 2 way | 1 | to (c) 514651 |
| | ADA2636 | ADAPTOR, demister, 2 way | 1 | from (c) 514652 |
| 69 | ADA1682 | HOSE, demister, long | 1 | to (c) 514651 |
| | ADA2637 | HOSE, demister, long | 1 | from (c) 514652 |
| 70 | 17H1973 | HOSE, demister, short | 1 | to (c) 514651 |
| | ADA2638 | HOSE, demister, short | 1 | from (c) 514652 |
| 71 | AAA3189 | DUCT, demister, RH | 1 | |
| 72 | AAA3190 | DUCT, demister, LH | 1 | |
| 73 | AB606043 | SCREW, chrome, vent to fascia | 4 | |
| 74 | GHF711 | SPIRE NUT | 4 | |

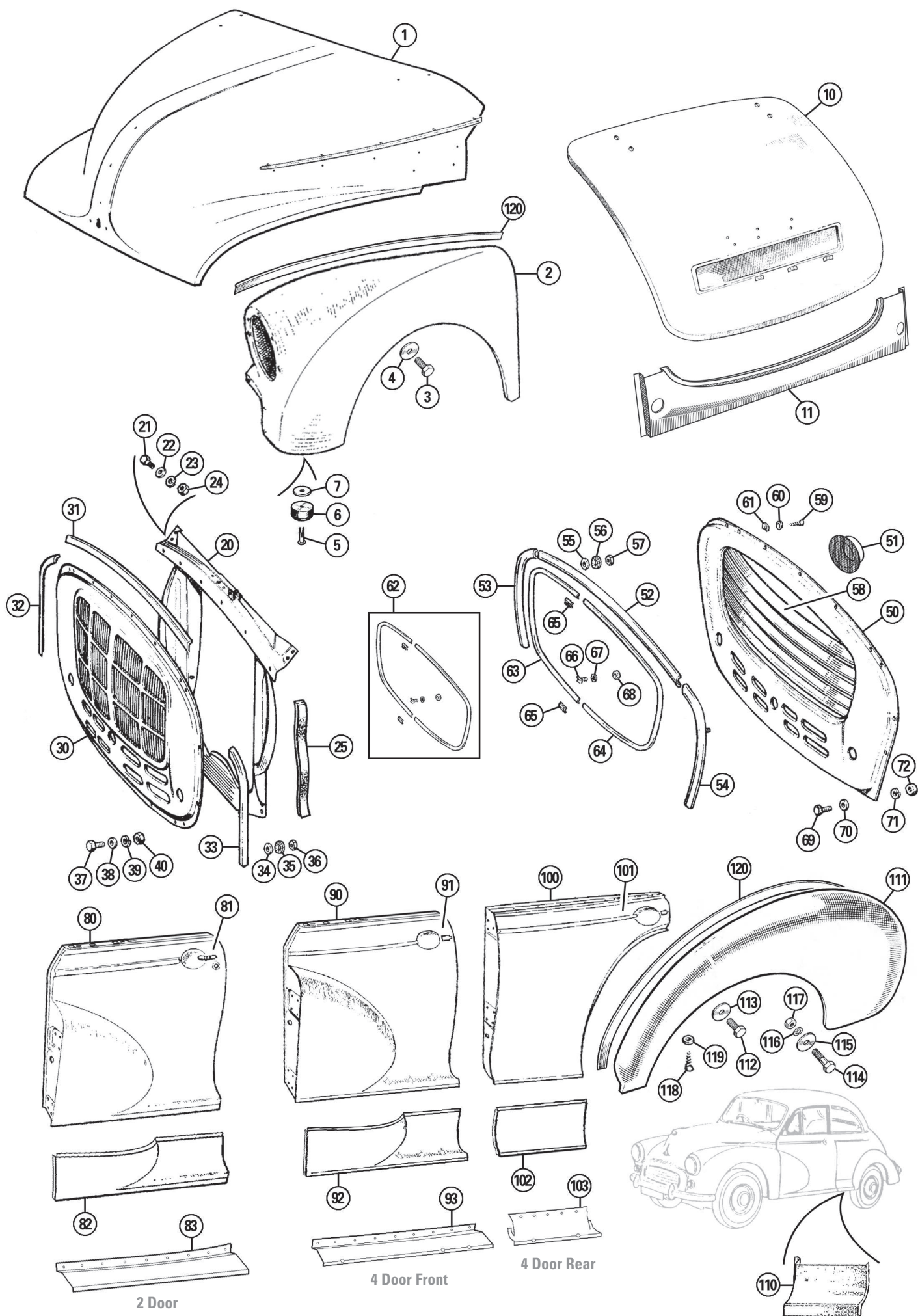
Heater Assembly & Fittings: Fresh Air Type

| | | | | |
|--------------------------------|---------|-------------------------|-----|------------------------------|
| 80 | ADA4232 | HEATER ASSEMBLY, 2.8 KW | 1 | from (c) 1039564 |
| | ALA8516 | HEATER ASSEMBLY, 2.8 KW | 1 | from (c) 1157131 |
| | 24A2732 | HEATER ASSEMBLY, 3.8 KW | 1 | from (c) 1060095 |
| (Originally optional fitment). | | | | |
| 81 | 27H2189 | MOTOR, blower | 1 | 2.8 KW only |
| 82 | 37H1572 | FAN | 1/2 | |
| 83 | 17H6836 | CLIP, fan to motor | 1 | from (c) 1039564 |
| 84 | 17H8612 | SEAL, motor to casing | 1 | |
| 85 | 17H8608 | MATRIX | 1 | from (c) 1157131 |
| | 37H3928 | MATRIX | 1 | from (c) 1060095 |
| | 17H8607 | MATRIX | 1 | for optional heater assembly |
| 86 | 37H3931 | FOAM SEAL, matrix | 1 | |

| ill. | Part Number | Description | Req. | Details |
|------|-------------|--------------------------------|------|-----------------------|
| 87 | 27H1253 | FOAM SEAL, matrix pipes | 2 | |
| 88 | 24A151 | KNOB, air distribution lever | 1 | |
| 89 | 27H8235 | SWITCH | 1 | for ADA4232 & 24A2732 |
| | | | 1 | for 24A1895 |
| | 37H4067 | SWITCH | 1 | |
| 90 | ADA4220 | DUCT & COWL, RH | 1 | |
| | ADA4221 | DUCT & COWL, LH | 1 | |
| 91 | AB606031 | SCREW, cowl to heater assembly | 4 | |
| 92 | ADA4809 | HOSE, duct to footwell | 2 | |
| 93 | ADA4809 | HOSE, demister vents | 2 | |
| 94 | AAA3189 | DUCT, demister, RH | 1 | |
| | AAA3190 | DUCT, demister, LH | 1 | |
| 95 | AB606043 | SCREW, chrome, vent to fascia | 4 | |
| 96 | GHF711 | SPIRE NUT | 4 | |
| 97 | 24A1975 | HOSE, air intake | 1 | 2.8 KW type |
| | 24A1977 | HOSE, grille to blower | 1 | 3.8 KW type |
| | ACA8217 | HOSE, blower to heater | 1 | |
| 98 | 24A2195 | GROMMET, bulkhead | 1 | |
| 99 | AHH5714 | CLIP | a/r | |
| 100 | GHC11120 | CLIP, hose to casing | 1 | |
| 101 | ACA8165 | BRACKET, mounting | 2 | |
| 102 | WM57 | WASHER, plain | 2 | |
| 103 | GHF331 | WASHER, spring | 2 | |
| 104 | GHF200 | NUT | 2 | |
| 105 | SH604041 | SCREW, bracket to bulkhead | 2 | |
| 106 | GHF331 | WASHER, spring | 2 | |
| 107 | PMZ308 | SCREW, heater to fascia | 2 | |
| 108 | PWZ203 | WASHER, plain | 2 | |
| 109 | WL700101 | WASHER, spring | 2 | |
| 110 | FNZ103 | NUT | 2 | |
| 111 | 17H8617 | SCREW, fascia | 3 | |
| 112 | AB606021 | SCREW, casing | 18 | |

Heater Blower: 3.8kW Type, from (c) 1060095, optional

| | | | | |
|-----|----------|---------------------------------|---|--|
| 120 | 24A1405 | BLOWER ASSEMBLY | 1 | |
| 121 | 37H4216 | MOTOR, blower | 1 | |
| 122 | 53K126 | SCREW | 3 | |
| 123 | GHF306 | WASHER, plain | 3 | |
| 124 | WF702101 | WASHER, shake-proof | 3 | |
| 125 | FNZ103 | NUT | 3 | |
| 126 | 17H8108 | FAN | 1 | |
| 127 | 17H6836 | CLIP, fan to motor | 1 | |
| 128 | 17H819 | CASING, blower | 1 | |
| 129 | 17H8662 | ADAPTOR, inlet hose | 1 | |
| 130 | 53K126 | SCREW | 3 | |
| 131 | GHF306 | WASHER, plain | 3 | |
| 132 | WF702101 | WASHER, shake-proof | 3 | |
| 133 | FNZ103 | NUT | 3 | |
| 134 | ACA8183 | BRACKET, blower mounting, upper | 1 | |
| 135 | ACA8182 | BRACKET, blower mounting, upper | 1 | |
| 136 | GHF101 | SCREW | 4 | |
| 137 | 27H1232 | GROMMET | 4 | |
| 138 | 27H1258 | SPACER | 4 | |
| 139 | WM57 | WASHER, plain | 4 | |
| 140 | GHF331 | WASHER, spring | 4 | |
| 141 | GHF200 | NUT | 4 | |
| 142 | SH604041 | SCREW | 2 | |
| 143 | GHF331 | WASHER, spring | 2 | |
| 144 | GHF201 | NUT | 2 | |



| ill. | Part Number | Description | Req. | Details |
|----------------------|-------------|------------------------------|------|---|
| External Panels | | | | |
| Bonnet & Front Wings | | | | |
| 1 | ALA1817 | BONNET ASSEMBLY | 1 | to (c) 448800 |
| | ALA1818 | BONNET ASSEMBLY | 1 | from (c) 448801 |
| 2 | APA769 | WING, front, RH | 1 | to (c) 291139 no indicator lamps from (c) 291140 948cc small indicator lamps from (c) 1039597 1098cc large indicator lamps |
| | APA770 | WING, front, LH | 1 | |
| | ALA2722 | WING, front, RH | 1 | |
| | ALA2723 | WING, front, LH | 1 | |
| | ALA3064 | WING, front, RH | 1 | |
| | ALA3064Z | WING, front, RH, aftermarket | 1 | |
| | ALA3063 | WING, front, LH | 1 | |
| | ALA3063Z | WING, front, LH, aftermarket | 1 | |
| 3 | AJD6257Z | BOLT, wing fixing | 14 | |
| 4 | AJD715Z | WASHER | 14 | |
| 5 | RB608101 | RIVET | 2 | |
| 6 | AAA4598 | BUFFER, wing to valance | 2 | |
| | AAA4598K | BUFFER SET, wing to valance | 1 | set of 10 |
| 7 | AJD711Z | WASHER | 2 | |

Boot Lid & Valance Repair Panels

| | | | | |
|----|-----------|-------------------------------------|---|------------------|
| 10 | ALA2663 | BOOT LID ASSEMBLY | 1 | |
| | ALA1878 | BOOT LID ASSEMBLY | 1 | from (c) 463443 |
| | ALA2799 | BOOT LID ASSEMBLY | 1 | from (c) 695736 |
| | ADA4310 | BOOT LID ASSEMBLY | 1 | from (c) 1082284 |
| 11 | ADA4318/1 | REPAIR SECTION, rear valance, lower | 1 | Saloon & Tourer |

Radiator Cowl & Grilles

| | | | | |
|---------------|----------|---------------------------------|-----|------------------------|
| Radiator Cowl | | | | |
| 20 | ADA1616 | COWL, radiator | 1 | approx. to (c) 1039563 |
| | ARA189 | COWL, radiator | 1 | approx. (c) 1039564 on |
| 21 | AJD6155Z | SCREW, 1/4" BSF, cowl to flitch | 2 | |
| | SH604051 | SCREW, 1/4" UNF, cowl to flitch | 2 | alternative |
| 22 | GHF300 | WASHER, plain | 8 | |
| | WM57 | WASHER, plain, large 3/4" OD | a/r | alternative |
| 23 | GHF331 | WASHER, spring | 2 | |
| 24 | AJD8104 | NUT, 1/4" BSF | 2 | |
| | GHF200 | NUT, 1/4" UNF | 2 | alternative |
| 25 | ADA4153 | SEAL, front panel to cowl | 2 | |

Grille: Early Series II 'Cheesegrater'

| | | | | |
|----|----------|-----------------------------------|----|-----------------------|
| 30 | AAA3648 | FRONT PANEL | 1 | |
| 31 | AAA1908 | SURROUND, front panel, top | 1 | |
| 32 | AAA1910 | SURROUND, front panel, RH | 1 | |
| 33 | AAA1909 | SURROUND, front panel, LH | 1 | |
| 34 | GHF306 | WASHER, plain, top surround | 6 | |
| | PWZ203 | WASHER, plain, side surrounds | 6 | |
| 35 | WF702101 | WASHER, shake-proof | 12 | |
| 36 | AJD8012Z | NUT, surround fixing, 2BA | 12 | |
| 37 | AJD6155Z | SCREW, front panel to cowl, lower | 4 | 1/4" BSF |
| | SH604051 | SCREW, front panel to cowl, lower | 4 | 1/4" UNF, alternative |
| 38 | GHF300 | WASHER, plain | 4 | |
| 39 | GHF331 | WASHER, spring | 4 | |
| 40 | AJD8104 | NUT, 1/4" BSF | 4 | |
| | GHF200 | NUT, 1/4" UNF | 4 | alternative |

Grille: Late Series II & Minor 1000 'Slatted'

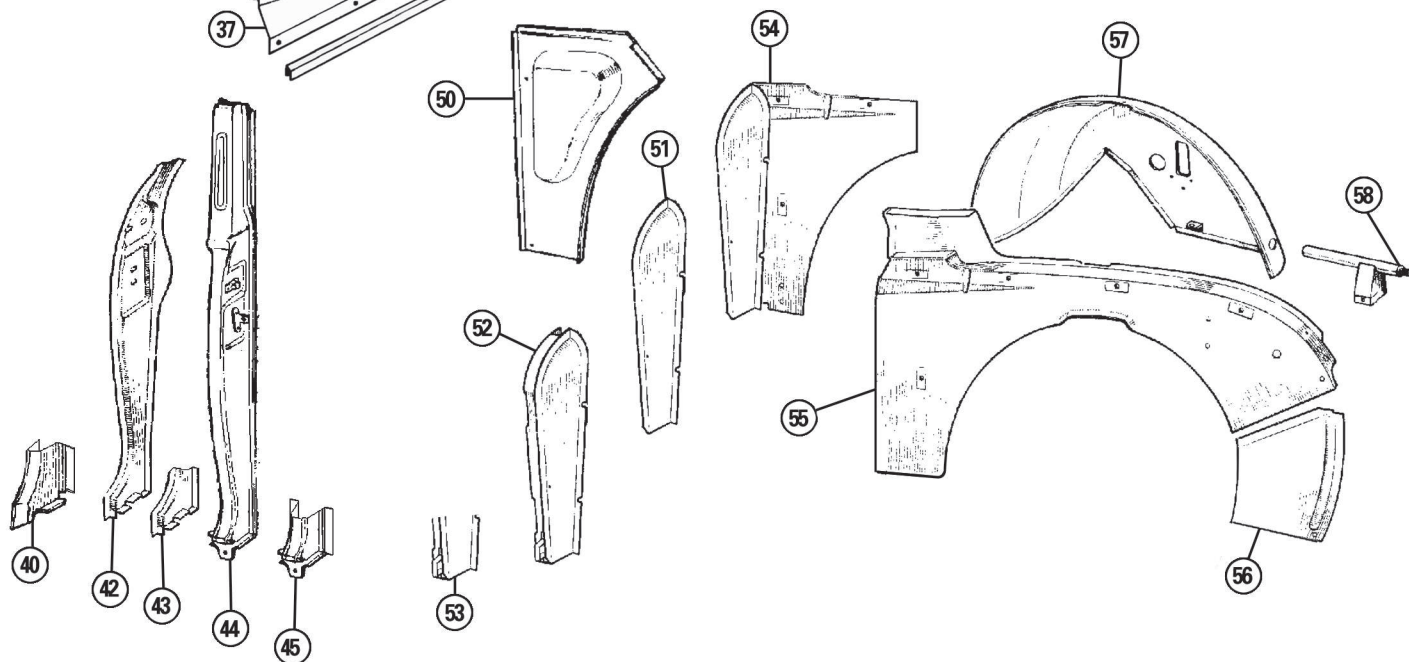
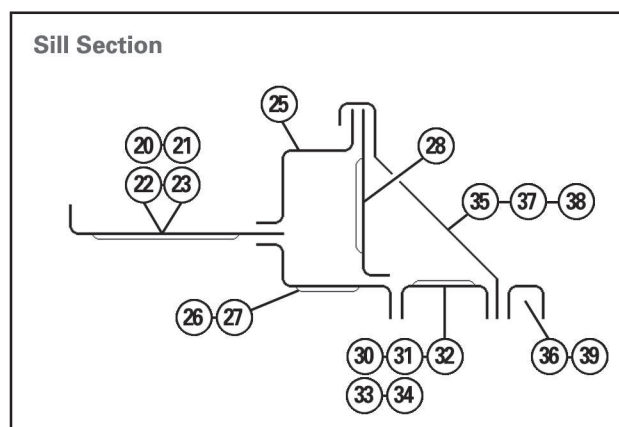
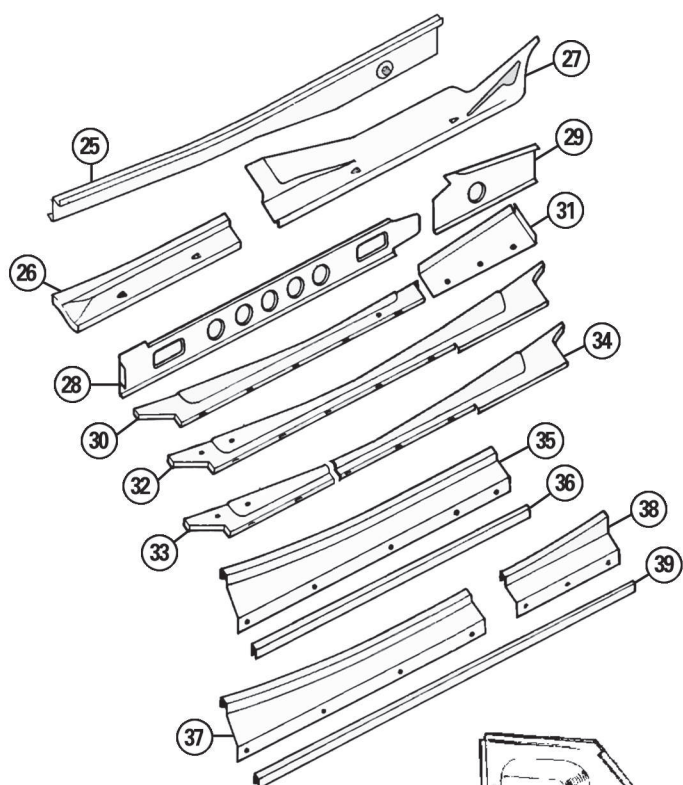
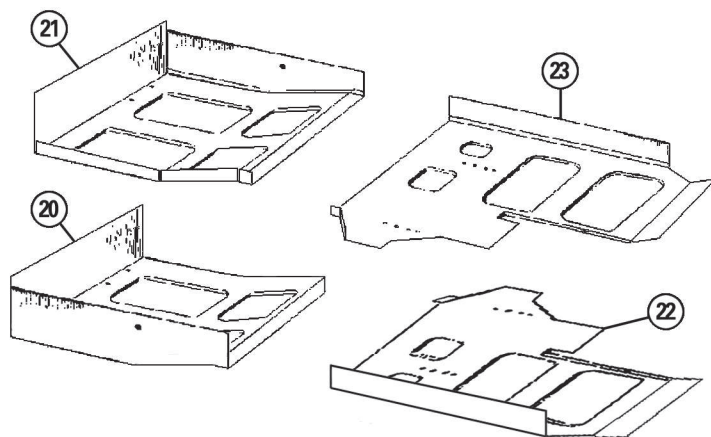
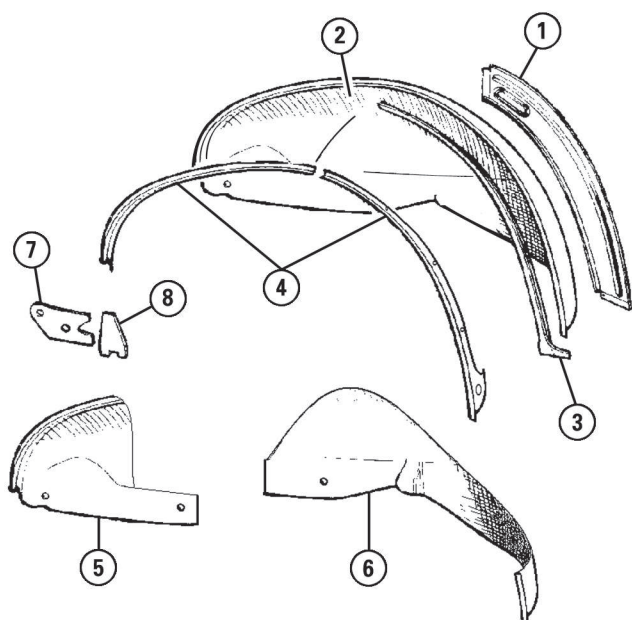
| | | | | |
|----|----------|-----------------------------------|----|-----------------------|
| 50 | ADA1602 | FRONT PANEL | 1 | |
| | ADA1602Z | FRONT PANEL, grille not included | 1 | aftermarket |
| 51 | ARA1937 | INTAKE TUBE | 1 | |
| 52 | AAA1908 | SURROUND, front panel, top | 1 | |
| 53 | ADA1578 | SURROUND, front panel, RH | 1 | |
| 54 | ADA1579 | SURROUND, front panel, LH | 1 | |
| 55 | PWZ103 | WASHER, plain | 12 | |
| 56 | WF702101 | WASHER shake-proof | 12 | |
| 57 | AJD8012Z | NUT, surround fixing | 12 | |
| 58 | ARA23 | GRILLE ASSEMBLY | 1 | |
| 59 | GHF425 | SCREW, grill to front panel | 4 | |
| 60 | PWZ103 | WASHER, plain | 4 | |
| 61 | PFS410 | SPIRE NUT | 4 | |
| 62 | 88G452 | SURROUND KIT, grille aperture | 1 | |
| 63 | ADA1582 | SURROUND, chrome, RH | 1 | |
| 64 | ADA1583 | SURROUND, chrome, LH | 1 | |
| 65 | ADA3576 | COVER, surround joint | 2 | |
| 66 | ADA4636 | CLIP, grille surround fixing | 16 | |
| 67 | WF702101 | WASHER, shake-proof | 16 | |
| 68 | FNZ103 | NUT | 16 | |
| 69 | AJD6155Z | SCREW, front panel to cowl, lower | 4 | 1/4" BSF |
| | SH604051 | SCREW, front panel to cowl, lower | 4 | 1/4" UNF, alternative |
| 70 | GHF300 | WASHER, plain | 4 | |
| 71 | GHF331 | WASHER, spring | 4 | |
| 72 | AJD8104 | NUT, 1/4" BSF | 4 | |
| | GHF200 | NUT, 1/4" UNF | 4 | alternative |

| ill. | Part Number | Description | Req. | Details |
|-----------------------|-------------|--|------|-------------------------------------|
| Doors & Repair Panels | | | | |
| 80 | AAA3185 | DOOR ASSEMBLY, RH | 1 | front door |
| | AAA3186 | DOOR ASSEMBLY, LH | 1 | 2 door models |
| 81 | AAA3185/1 | DOOR SKIN, RH | 1 | |
| | AAA3186/1 | DOOR SKIN, LH | 1 | |
| 82 | AAA3185/2 | REPAIR PANEL, door skin, lower, RH | 1 | |
| | AAA3186/2 | REPAIR PANEL, door skin, lower, LH | 1 | |
| 83 | AAA3185/3 | REPAIR PANEL, door frame, lower, RH | 1 | |
| | AAA3186/3 | REPAIR PANEL, door frame, lower, LH | 1 | |
| 90 | AAA1540 | DOOR ASSEMBLY, front, RH | 1 | front door |
| | AAA1541 | DOOR ASSEMBLY, front, LH | 1 | 4 door models |
| 91 | AAA1540/1 | DOOR SKIN, front, RH | 1 | |
| | AAA1541/1 | DOOR SKIN, front, LH | 1 | |
| 92 | AAA1540/2 | REPAIR PANEL, door skin, lower, RH | 1 | |
| | AAA1541/2 | REPAIR PANEL, door skin, lower, LH | 1 | |
| 93 | AAA1540/3 | REPAIR PANEL, door frame, lower, RH | 1 | |
| | AAA1541/3 | REPAIR PANEL, door frame, lower, LH | 1 | |
| 100 | AAA1542 | DOOR ASSEMBLY, rear, RH | 1 | rear door |
| | AAA1543 | DOOR ASSEMBLY, rear, LH | 1 | 4 door models |
| 101 | AAA1542/1 | DOOR SKIN, rear, RH | 1 | |
| | AAA1543/1 | DOOR SKIN, rear, LH | 1 | |
| 102 | AAA1542/2 | REPAIR PANEL, door skin, lower, RH | 1 | |
| | AAA1543/2 | REPAIR PANEL, door skin, lower, LH | 1 | |
| 103 | AAA1542/3 | REPAIR PANEL, door frame, lower, RH | 1 | |
| | AAA1543/3 | REPAIR PANEL, door frame, lower, LH | 1 | |
| Rear Wings | | | | |
| 110 | ALA2869/1 | REPAIR SECTION (Rear quarter panel, lower). | 1 | RH, 2 door & Tourer |
| | ALA2870/1 | REPAIR SECTION (Rear quarter panel, lower). | 1 | LH, 2 door & Tourer |
| 111 | AAA3292 | WING, rear, RH | 1 | MM Saloons, Tourer & Convertible |
| | AAA3293 | WING, rear, LH | 1 | 1948-56 |
| | ALA3068Z | WING, rear, RH, aftermarket | 1 | Saloon & Convertible |
| | ALA3067Z | WING, rear, LH, aftermarket | 1 | from Oct1956-on |
| | ADA687 | WING, rear, RH | 1 | Traveller |
| | ADA688 | WING, rear, LH | 1 | |
| 112 | AJD6258Z | BOLT, rear wing to body | 12 | Saloon & Tourer |
| 113 | PWZ205 | WASHER plain | 12 | |
| 114 | 320-380 | BOLT, rear wing to body | 4 | Traveller |
| 115 | PWZ205 | WASHER, plain | 4 | |
| 116 | GHF332 | WASHER, spring | 4 | |
| 117 | AJD8105Z | NUT | 4 | |
| 118 | AB606053 | SCREW, self tapping | 40 | |
| 119 | PWZ203 | WASHER, plain | 40 | |

Wing Piping

Note: Wing piping ceased to be used on front wings from: Saloon & Tourer (c) 307869 & Traveller (c) 305719. Piping is sold per metre.

| | | | | |
|-----|----------|--------------------------------|-----|--|
| 120 | 17H8368M | WING PIPING, Almond Green | a/r | |
| | 17H8369M | WING PIPING, Black | a/r | |
| | 47H9596M | WING PIPING, Clarendon Grey | a/r | |
| | 47H9592M | WING PIPING, Clipper Blue | a/r | |
| | 47H9595M | WING PIPING, Cream | a/r | |
| | 47H9586M | WING PIPING, Dove Grey | a/r | |
| | AAA3971M | WING PIPING, Empire Green | a/r | |
| | 47H9593M | WING PIPING, Frilford Grey | a/r | |
| | 47H9584M | WING PIPING, Highway Yellow | a/r | |
| | ADE9615M | WING PIPING, Lilac | a/r | |
| | 37H2727M | WING PIPING, Maroon 'B' | a/r | |
| | 17H8370M | WING PIPING, Old English White | a/r | |
| | 47H9591M | WING PIPING, Pearl Grey | a/r | |
| | 37H2726M | WING PIPING, Peat | a/r | |
| | 47H9589M | WING PIPING, Porcelain Green | a/r | |
| | 17H8372M | WING PIPING, Rose Taupe | a/r | |
| | 47H9599M | WING PIPING, Sage Green | a/r | |
| | 17H8371M | WING PIPING, Smoke Grey | a/r | |
| | 37H2728M | WING PIPING, Snowberry White | a/r | |
| | 17H9180M | WING PIPING, Trafalgar Blue | a/r | |
| | 47H9597M | WING PIPING, Turquoise | a/r | |
| | 47H9588M | WING PIPING, Yukon Grey | a/r | |
| | 47H9598M | WING PIPING, Dark Green | a/r | |
| | 47H9594M | WING PIPING, Birch Grey | a/r | |
| | ADA1704M | WING PIPING, Sandy Beige | a/r | |



ill. Part Number Description Req. Details

Inner Body Panels

Rear Inner Wheel Arches

| | | | | |
|---|---------|-----------------------------|---|-----------------|
| 1 | AAA1552 | INNER WING, RH | 1 | 4 door |
| | AAA1553 | INNER WING, LH | 1 | |
| 2 | AAA1429 | WHEEL ARCH, inner, rear, RH | 1 | Saloon & Tourer |
| | AAA1430 | WHEEL ARCH, inner rear, LH | 1 | |
| | APA642 | WHEEL ARCH, inner, rear, RH | 1 | Traveller |
| | APA643 | WHEEL ARCH, inner, rear, LH | 1 | |

Note: Traveller inner rear wings are not available. Use Saloon type above and modify the top edge to suit the Traveller frame.

| | | | | |
|---|-----------|-------------------------------|---|-----------------|
| 3 | AAA3216 | FILLET, rear wheel arch, RH | 1 | Saloon & Tourer |
| | AAA3217 | FILLET, rear wheel arch, LH | 1 | |
| 4 | AAA1429/1 | REPAIR PANEL | 1 | 2 piece |
| | | (Rear wheel arch flange, RH). | | |
| | AAA1430/1 | REPAIR PANEL | 1 | Saloon & Tourer |
| | | (Rear wheel arch flange, LH). | | |
| | APA642/1 | REPAIR PANEL | 1 | 2 piece |
| | | (Rear wheel arch flange, RH). | | |
| | APA643/1 | REPAIR PANEL | 1 | Traveller |
| | | (Rear wheel arch flange, LH). | | |
| 5 | AAA1429/2 | REPAIR PANEL | 1 | |
| | | (Rear wheel arch flange, RH). | | |
| | AAA1430/2 | REPAIR PANEL | 1 | |
| | | (Rear wheel arch flange, LH). | | |
| 6 | AAA1429/3 | REPAIR PANEL | 1 | |
| | | (Rear wheel arch flange, RH). | | |
| | AAA1430/3 | REPAIR PANEL | 1 | |
| | | (Rear wheel arch flange, LH). | | |
| 7 | AAA1491 | PLATE, lifting eye | 2 | |
| 8 | AAA6105 | PLATE, jacking, rear | 2 | |

Floors & Sills

| | | | | |
|----|-----------|--|---|--------------------|
| | MBP8010 | FLOOR PANEL, full, RH | 1 | |
| | MBP8011 | FLOOR PANEL, full, LH | 1 | |
| 20 | MBP8012 | FLOOR PANEL, rear section, RH | 1 | |
| 21 | MBP8013 | FLOOR PANEL, rear section, LH | 1 | |
| 22 | MBP8014 | FLOOR PANEL, front section, RH | 1 | |
| 23 | MBP8015 | FLOOR PANEL, front section, LH | 1 | |
| 25 | MBP8021 | INNER SILL, step section, RH | 1 | |
| | MBP8022 | INNER SILL, step section, LH | 1 | |
| 26 | MBP8016 | REPAIR PANEL, under floor, inner | 1 | front, RH |
| | MBP8017 | REPAIR PANEL, under floor, inner | 1 | front, LH |
| 27 | MBP8018 | REPAIR PANEL, under floor, inner | 1 | rear, RH |
| | MBP8019 | REPAIR PANEL, under floor, inner | 1 | rear, LH |
| 28 | AAA1397 | BOXING PLATE, sill, RH | 1 | 2 door |
| | AAA1398 | BOXING PLATE, sill, LH | 1 | |
| | AAA1554 | BOXING PLATE, sill, RH | 1 | 4 door |
| | AAA1555 | BOXING PLATE, sill, LH | 1 | |
| 29 | MBP8034 | EXTENSION, boxing plate, RH | 1 | |
| | MBP8035 | EXTENSION, boxing plate, LH | 1 | |
| 30 | APA600 | UNDER SILL, outer, full, RH | 1 | Traveller |
| | APA601 | UNDER SILL, outer, full, LH | 1 | |
| 31 | MBP8023 | CLOSING PANEL, floor extension, RH | 1 | |
| | MBP8024 | CLOSING PANEL, floor extension, LH | 1 | |
| 32 | AAA3290 | UNDER SILL, outer, full, RH | 1 | 2 door & Tourer |
| | AAA3291 | UNDER SILL, outer, full, LH | 1 | |
| | AAA3254 | UNDER SILL, outer, full, RH | 1 | 4 door |
| | AAA3255 | UNDER SILL, outer, full, LH | 1 | |
| 33 | AAA3290/1 | REPAIR PANEL, under sill, outer | 1 | front, RH |
| | AAA3291/1 | REPAIR PANEL, under sill, outer | 1 | front, LH |
| 34 | AAA3254/1 | REPAIR PANEL, under sill, outer | 1 | rear, RH |
| | AAA3255/1 | REPAIR PANEL, under sill, outer | 1 | rear, LH |
| 35 | AAA4786 | KICKPLATE, door sill, RH | 1 | 2 door |
| | AAA4786SS | KICKPLATE, door sill, RH, s/steel | 1 | |
| | AAA4787 | KICKPLATE, door sill, LH | 1 | Tourer & Traveller |
| | AAA4787SS | KICKPLATE, door sill, LH, s/steel | 1 | |
| 36 | AAA1377SS | FINISHING RAIL, sill, RH, s/steel | 1 | |
| | AAA1378SS | FINISHING RAIL, sill, LH, s/steel | 1 | |
| 37 | AAA4788 | KICKPLATE, door sill, front, RH | 1 | 4 door |
| | AAA4788SS | KICKPLATE, door sill, front, RH, s/steel | 1 | |
| | AAA4789 | KICKPLATE, door sill, front, LH | 1 | |
| | AAA4789SS | KICKPLATE, door sill, front, LH, s/steel | 1 | |
| 38 | AAA4790 | KICKPLATE, door sill, rear, RH | 1 | |
| | AAA4790SS | KICKPLATE, door sill, rear, RH, s/steel | 1 | |
| | AAA4791 | KICKPLATE, door sill, rear, LH | 1 | |
| | AAA4791SS | KICKPLATE, door sill, rear, LH, s/steel | 1 | |
| 39 | AAA1525SS | FINISHING RAIL, sill, RH, s/steel | 1 | |
| | AAA1526SS | FINISHING RAIL, sill, LH, s/steel | 1 | |

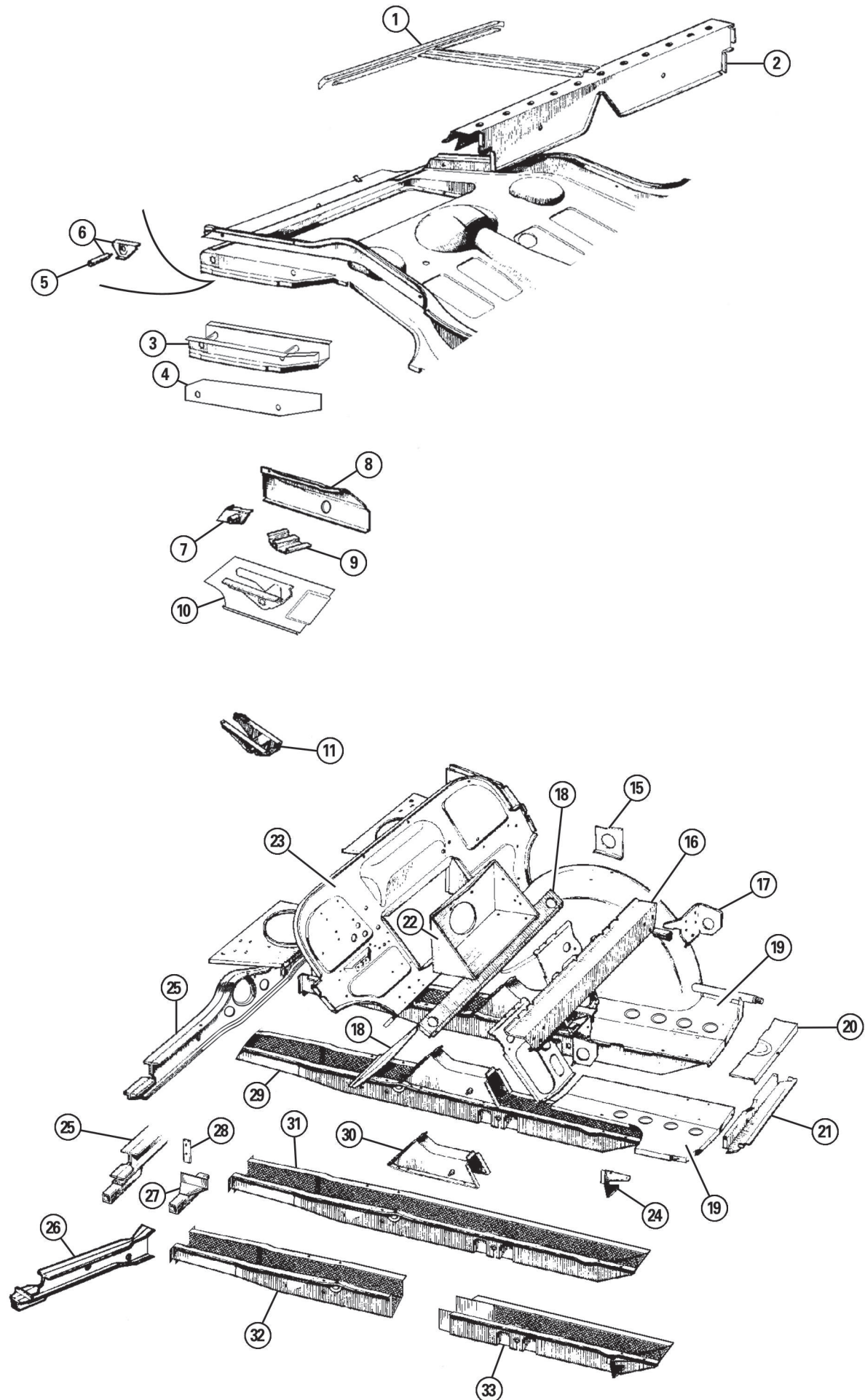
ill. Part Number Description Req. Details

B Posts & Repairs

| | | | | |
|----|-----------|---------------------------------|---|-----------------|
| 40 | ALA2843/1 | REPAIR PANEL, B post, RH | 1 | Traveller |
| | ALA2844/1 | REPAIR PANEL, B post, LH | 1 | |
| 42 | AAA3458 | B POST, RH | 1 | 2 door & Tourer |
| | AAA3459 | B POST, LH | 1 | |
| 43 | AAA3458/1 | REPAIR PANEL, B post, lower, RH | 1 | |
| | AAA3459/1 | REPAIR PANEL, B post, lower, LH | 1 | |
| 44 | ALA2864 | B POST, RH | 1 | 4 door to |
| | ALA2865 | B POST, LH | 1 | |
| | ALA3238 | B POST, RH | 1 | (c) 255046 |
| | ALA3239 | B POST, LH | 1 | |
| 45 | ALA3238/1 | REPAIR PANEL, B post, RH & LH | 2 | (c) 255047 |
| | MBP8030 | REPAIR PANEL, C post, RH | 1 | |
| | MBP8031 | REPAIR PANEL, C post, LH | 1 | 4 door |

Inner Front Wings & Flitches

| | | | | |
|----|-----------|-----------------------------------|---|------------------|
| 50 | AAA2001 | SIDE PANEL, inner, RH | 1 | to (c) 695735 |
| | AAA2002 | SIDE PANEL, inner, LH | 1 | |
| | ALA2770 | SIDE PANEL, inner, RH | 1 | from (c) 695736 |
| | ALA2771 | SIDE PANEL, inner, LH | 1 | |
| | ALA2997 | SIDE PANEL, inner, RH | 1 | from (c) 1089564 |
| | ALA2998 | SIDE PANEL, inner, LH | 1 | |
| 51 | MBP8032 | CLOAKING PANEL, LH | 1 | |
| | MBP8033 | CLOAKING PANEL, RH | 1 | |
| 52 | AAA1395 | A POST, hinge pillar, RH | 1 | |
| | AAA1396 | A POST, hinge pillar, LH | 1 | |
| 53 | AAA1395/1 | REPAIR PANEL, A post, lower, LH | 1 | |
| | AAA1396/1 | REPAIR PANEL, A post, lower, RH | 1 | |
| 54 | AAA3252/1 | REPAIR PANEL, flitch & A post, RH | 1 | |
| | AAA3253/1 | REPAIR PANEL, flitch & A post, LH | 1 | |
| 55 | AAA3252 | FLITCH, RH | 1 | |
| | AAA3253 | FLITCH, LH | 1 | |
| 56 | AAA3549 | EXTENSION, flitch, RH | 1 | to (c) 291139 |
| | AAA3550 | EXTENSION, flitch, LH | 1 | |
| | APA763 | EXTENSION, flitch, RH | 1 | from (c) 291140 |
| | APA764 | EXTENSION, flitch, LH | 1 | |
| 57 | AAA3267 | WHEEL ARCH, front, RH | 1 | |
| | AAA3268 | WHEEL ARCH, front, LH | 1 | |
| 58 | AAA1438 | TUBE & BRACKET, front bumper, RH | 1 | |
| | AAA1439 | TUBE & BRACKET, front bumper, LH | 1 | |



ill. Part Number Description Req. Details

Underframe & Chassis

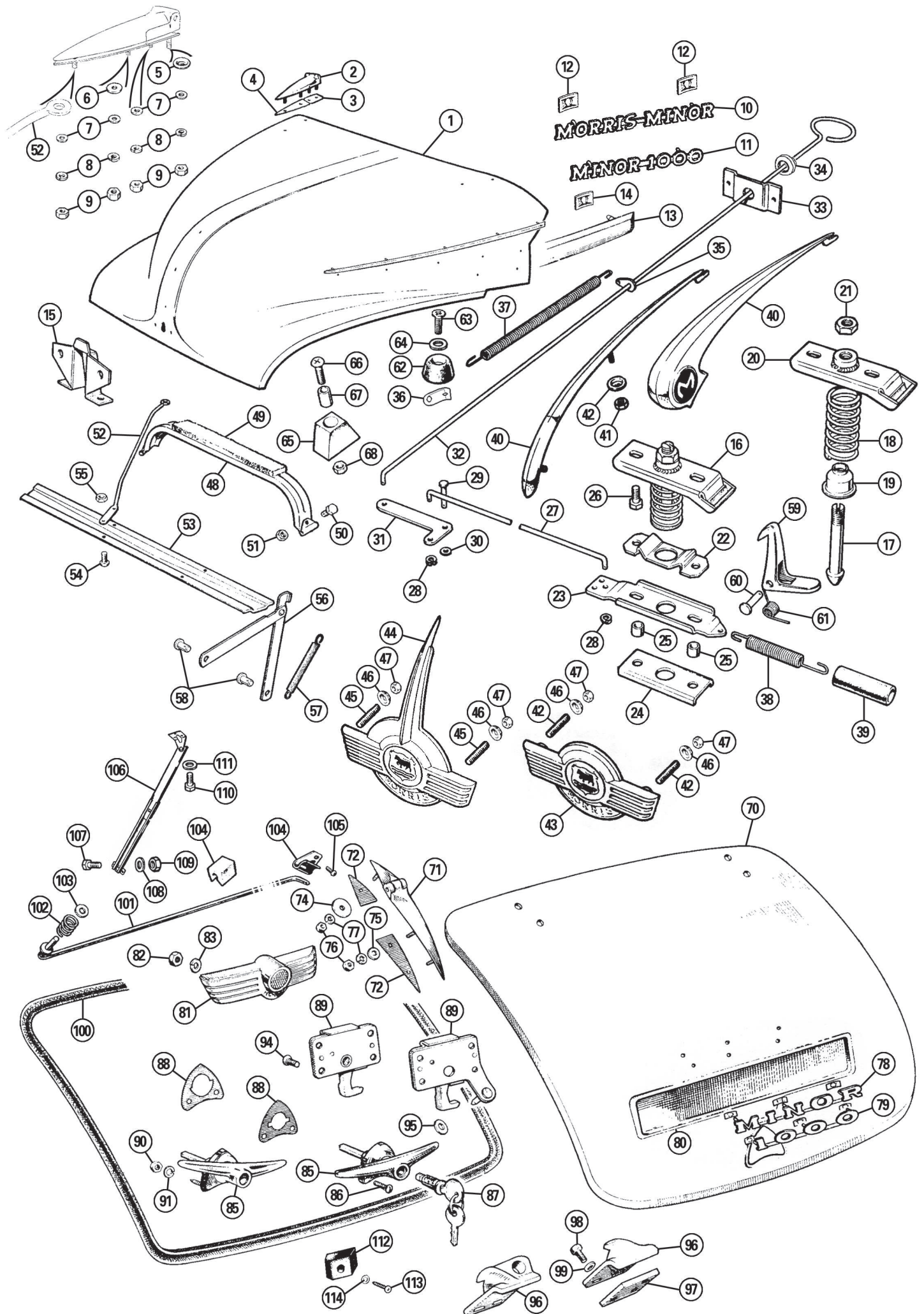
Rear Underframe & Chassis

| | | | | |
|----|-----------|----------------------------------|---|----------------------------|
| 1 | AAA1832 | CROSSMEMBER, boot floor support | 1 | Saloon & Tourer |
| 2 | AAA1600 | CROSSMEMBER, rear seat | 1 | 2 door, Tourer & Traveller |
| | 34G2493 | CROSSMEMBER, rear seat | 1 | |
| 3 | MBP8025 | SPRING HANGER KIT, rear, RH | 1 | 4 door |
| | MBP8026 | SPRING HANGER KIT, rear, LH | 1 | |
| 4 | MBP8027 | SIDE PLATE, spring hanger, LH/RH | 2 | |
| 5 | AAA1383 | PIN, damper mounting | 2 | |
| 6 | AAA1384 | PIN AND BRACKET, damper mounting | 1 | RH |
| | AAA1385 | PIN AND BRACKET, damper mounting | 1 | LH |
| 7 | AAA1310 | TUBE, inner shackle | 2 | |
| 8 | MBP8034 | EXTENSION, boxing plate, RH | 1 | |
| | MBP8035 | EXTENSION, boxing plate, LH | 1 | |
| 9 | APA522 | REBOUND PLATE, bumpstop | 2 | |
| 10 | AAA1446/1 | SPRING HANGER, front, RH, large | 1 | repair |
| | AAA1447/1 | SPRING HANGER, front, LH, large | 1 | repair |
| 11 | AAA1446 | SPRING HANGER, RH | 1 | |
| | AAA1447 | SPRING HANGER, LH | 1 | |

Front Underframe & Chassis

| | | | | |
|----|-----------|--------------------------------------|---|-----------------|
| 15 | AAA1431 | BOXING PLATE, wheel arch to flitch | 1 | RH |
| | AAA1432 | BOXING PLATE, wheel arch to flitch | 1 | LH |
| 16 | ALA4797 | CROSSMEMBER, toeboard | 1 | from (c) 448801 |
| 17 | AAA4794 | STIFFENER BRACKET, shock absorber | 1 | RH |
| | AAA4795 | STIFFENER BRACKET, shock absorber | 1 | LH |
| 18 | ALA3187 | TOEBOARD PANEL | 1 | |
| 19 | AAA4803 | TIE PLATE, RH | 1 | |
| | AAA4804 | TIE PLATE, LH | 1 | |
| 20 | AAA3320 | TOP PLATE, front crossmember | 1 | |
| 21 | AAA1856 | CROSSMEMBER, front | 1 | |
| 22 | ACA8040 | BATTERY BOX | 1 | |
| 23 | ALA1869 | BULKHEAD ASSEMBLY | 1 | |
| 24 | AAA1530 | BRACKET, tie bar, RH | 1 | |
| | AAA1531 | BRACKET, tie bar, LH | 1 | |
| 25 | 180783 | CROSSMEMBER, centre | 1 | |
| | ALA2651 | CROSSMEMBER, centre | 1 | from (c) 448801 |
| 26 | ALA2651/1 | REPAIR SECTION, crossmember end | 2 | from (c) 448801 |
| 27 | ALA1452 | JACKING POINT | 2 | |
| 28 | 129145 | JACKING PLATE, front | 2 | |
| 29 | AAA4801 | CHASSIS LEG, complete, RH | 1 | |
| | AAA4802 | CHASSIS LEG, complete, LH | 1 | |
| 30 | AAA4801/2 | CHASSIS LEG, upper, RH | 1 | |
| | AAA4802/2 | CHASSIS LEG, upper, LH | 1 | |
| 31 | AAA4801/1 | CHASSIS LEG, lower, RH | 1 | |
| | AAA4802/1 | CHASSIS LEG, lower, LH | 1 | |
| 32 | AAA4801/3 | CHASSIS LEG, lower, rear repair, RH | 1 | |
| | AAA4802/3 | CHASSIS LEG, lower, rear repair, LH | 1 | |
| 33 | AAA4801/4 | CHASSIS LEG, lower, front repair, RH | 1 | |
| | AAA4802/4 | CHASSIS LEG, lower, front repair, LH | 1 | |

ill. Part Number Description Req. Details



ill. Part Number Description Req. Details

Bonnet, Boot Lid & Fittings

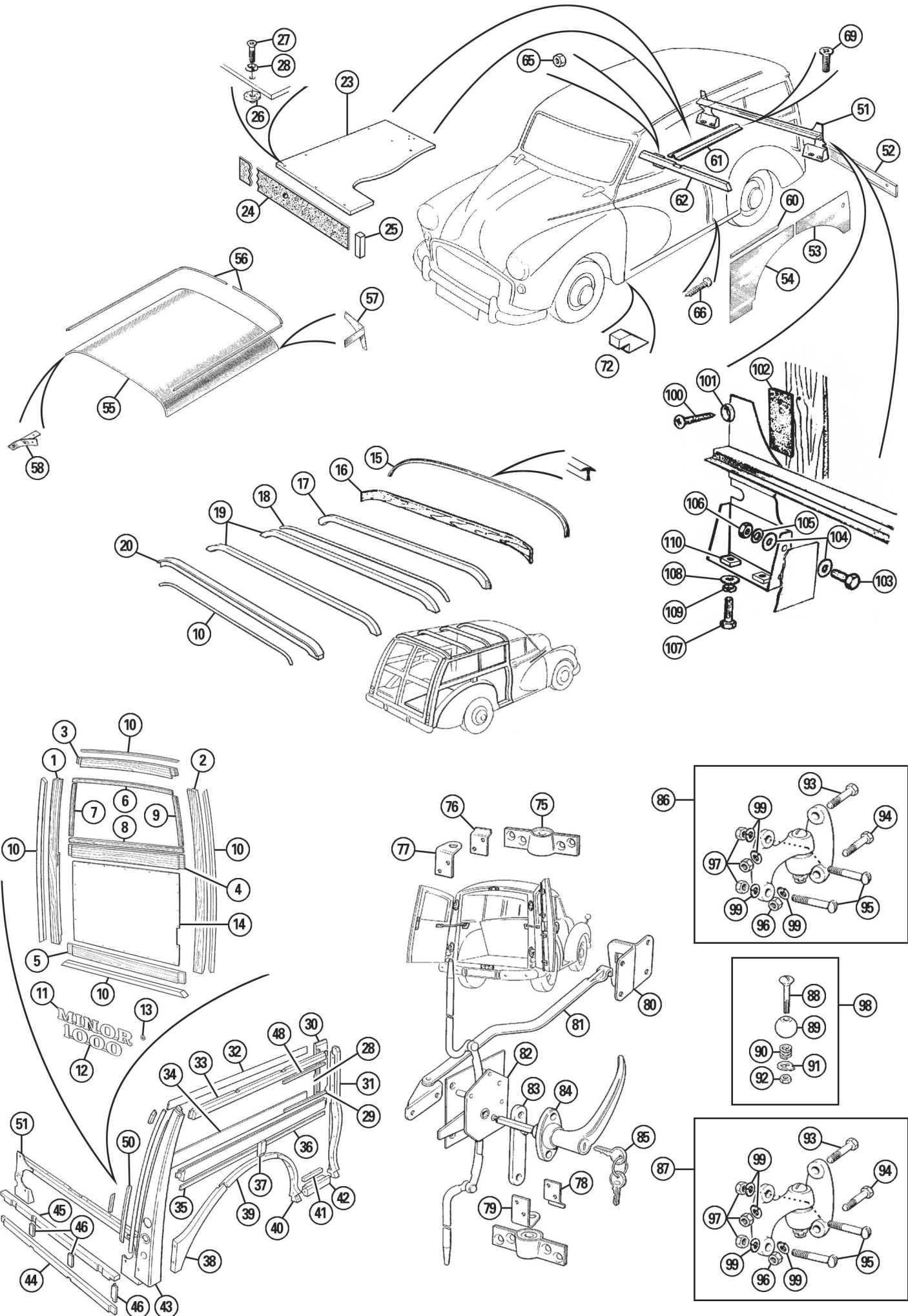
Bonnet & Fittings

| | | | | |
|----|----------|--------------------------------------|-----|-----------------|
| 1 | ALA1817 | BONNET | 1 | from (c) 448801 |
| 2 | ADA897 | HINGE, bonnet, RH | 1 | |
| | ADA898 | HINGE, bonnet, LH | 1 | |
| | ADA897/8 | HINGE SET, bonnet, pair | 1 | |
| 3 | ADA1765 | GASKET, hinge to body, rubber | 2 | |
| 4 | AAA3521 | GASKET, hinge to bonnet, rubber | 2 | |
| 5 | AAA3587 | WASHER, domed | 2 | |
| 6 | WM57 | WASHER, plain | 2 | |
| 7 | GHF300 | WASHER, plain | 8 | |
| 8 | GHF331 | WASHER, spring | 8 | |
| 9 | AJD8104 | NUT, 1/4" BSF | 8 | |
| 10 | AAA3328 | NAMEPLATE, bonnet "Morris Minor" | 2 | |
| 11 | ADA2613 | NAMEPLATE, bonnet "Minor 1000" | 2 | from (c) 448801 |
| 12 | PFS103 | SPIRE CLIP | 4 | |
| 13 | 180675 | BEADING, bonnet side, RH | 1 | |
| 13 | 180676 | BEADING, bonnet side, LH | 1 | |
| 14 | PFS106 | SPIRE CLIP | 8 | |
| 15 | AAA1873 | BRACKET, bonnet latch | 1 | |
| 16 | ADC1689 | PIN ASSEMBLY, bonnet latch | 1 | |
| 17 | AAA1865 | STRIKER PIN, bonnet latch, 3/8" BSF | 1 | |
| | 14A6586 | STRIKER PIN, bonnet latch, 3/8" UNF | 1 | from (c) 310559 |
| 18 | FPQ10001 | SPRING, bonnet latch | 1 | |
| 19 | ADA458 | CUP, bonnet pin | 1 | |
| 20 | AAA1864 | PLATE, striker pin, 3/8" BSF | 1 | |
| | ADH455 | PLATE, striker pin, 3/8" UNF | 1 | from (c) 310559 |
| 21 | AJD8206Z | NUT, locking, 3/8" BSF | 1 | |
| | NT606041 | NUT, locking, 3/8" UNF | 1 | from (c) 310559 |
| 22 | AAM1223 | PLATE, slider guide | 1 | |
| 23 | ADA461 | SLIDER, bonnet catch | 1 | |
| 24 | ADH456 | SUPPORT, bonnet slider | 1 | |
| 25 | ADA464 | SPACER, bonnet catch slider | 2 | |
| 26 | AJD6155Z | BOLT, 1/4" BSF | 2 | |
| 27 | AAA1876 | ROD, lever to bonnet slider | 1 | |
| 28 | AAA1514 | WASHER, spring | 3 | |
| 29 | ADA465 | CLEVIS PIN, bonnet release lever | 1 | |
| 30 | PWZ103 | WASHER | 1 | |
| 31 | ADA3669 | LEVER, bonnet latch | 1 | |
| 32 | AAA1877 | ROD, bonnet release | 1 | |
| 33 | AAA1882 | RETAINER PLATE, top grommet | 1 | |
| 34 | AAA1881 | GROMMET, bonnet release rod | 1 | |
| 35 | ACA5314 | PLATE, spring to rod | 1 | |
| | ADA2463 | PLATE, spring to rod | 1 | from (c) 385639 |
| 36 | ACA5314 | PLATE, spring to body | 1 | to (c) 385638 |
| 37 | 329-265 | SPRING, anti rattle | 1 | |
| 38 | ADA466 | SPRING, bonnet latch return | 1 | |
| 39 | ADA467 | SLEEVE, rubber | 1 | |
| 40 | ADA4122 | FLASH, strip, bonnet | 1 | early type |
| | ADA4118 | FLASH, M motif, bonnet | 1 | |
| 41 | AJD8012Z | LOCKNUT, 2BA | a/r | |
| 42 | WL700101 | WASHER, locking | 1 | |
| 43 | 24G2708 | BADGE, bonnet | 1 | 1st type |
| 44 | ADA4116 | BADGE, bonnet | 1 | from (c) 448801 |
| 45 | ADA4117 | STUD, bonnet motif | a/r | |
| 46 | AAA1874 | WASHER, bonnet motif | a/r | |
| 47 | AJD8012Z | LOCKNUT | a/r | |
| 48 | AAA3721 | STRIP, anti drum | 1 | |
| 49 | AAA3721F | FELT PAD, anti-drum strip | 1 | |
| 50 | AJD6106Z | BOLT, anti-drum strip to crossmember | 2 | |
| 51 | AJD8104 | NUT | 2 | |
| 52 | AAA3944 | ROD, bonnet stiffener, RH | 1 | to (c) 448714 |
| | ADA1879 | ROD, bonnet stiffener, RH | 1 | from (c) 448801 |
| | AAA3945 | ROD, bonnet stiffener, LH | 1 | to (c) 448714 |
| | ADA1880 | ROD, bonnet stiffener, LH | 1 | from (c) 448801 |
| 53 | AAA4851 | CROSSMEMBER, bonnet | 1 | |
| 54 | AJD1244Z | SCREW | 4 | |
| 55 | AJD8012Z | NUT | 4 | |
| 56 | ADA1492 | PROP ASSEMBLY, bonnet | 1 | |
| 57 | ADA2466 | SPRING, bonnet prop | 1 | |
| 58 | ADA2465 | CLEVIS PIN | 2 | |
| 59 | ADA896 | SAFETY CATCH, bonnet | 1 | |
| 60 | CLZ314 | CLEVIS PIN | 1 | |
| 61 | ADA2490 | SPRING, safety catch | 1 | |
| 62 | AAA2481 | BUFFER, bulkhead | 2 | |
| 63 | AB608033 | SCREW, buffer | 2 | |
| 64 | PWZ103 | WASHER | 2 | |
| 65 | ADA804 | BUFFER, front | 2 | |
| 66 | AJD1246Z | BOLT | 2 | |
| 67 | ADB4617 | SPACER, bonnet buffer | 2 | |
| 68 | AJD8012Z | NUT | 2 | |

ill. Part Number Description Req. Details

Bootlid & Fittings

| | | | | |
|-----|----------|---|-----|---------------------------|
| 70 | ALA2663 | BOOTLID | 1 | |
| | ALA1878 | BOOTLID | 1 | from (c) 463443 |
| | ALA2799 | BOOTLID | 1 | from (c) 695736 |
| | ADA4310 | BOOTLID | 1 | from (c) 1082284 |
| 71 | ADA4532 | HINGE, boot lid, RH | 1 | |
| | ADA4533 | HINGE, boot lid, LH | 1 | |
| 72 | AAA3268K | GASKET KIT, boot lid hinge | 2 | |
| | | (Includes: 1 hinge to body & 1 hinge to boot lid gasket). | | |
| 74 | PWZ206 | WASHER, hinge to body | 2 | |
| 75 | GHF300 | WASHER, hinge to bootlid | 4 | |
| 76 | AJD8105Z | NUT, hinge to body, 5/16" BSF | 2 | |
| | AJD8104 | NUT, hinge to bootlid, 1/4" BSF | 4 | |
| 77 | GHF322 | WASHER, spring, 5/16" | 2 | |
| | GHF331 | WASHER, spring, 1/4" | 4 | |
| 78 | ADA2871 | BADGE, bootlid "MINOR" | 1 | from (c) 448801 |
| 79 | ADA2612 | BADGE, bootlid "1000" | 1 | |
| 80 | PFS104 | SPIRE CLIP | 6 | |
| 81 | AAA1940 | BADGE PLINTH, bootlid flash | 1 | to (c) 448714 |
| | | (Without reflector). | | |
| 82 | AJD8104 | NUT, 1/4" BSF | 2 | |
| 83 | GHF331 | WASHER, spring | 2 | |
| 85 | ADA1625 | HANDLE, bootlid | 1 | 1st type |
| | ADA2606 | HANDLE, bootlid | 1 | from (c) 463443 |
| 86 | AJD2246C | SCREW | 2 | to (c) 463442 |
| 87 | 17H2475 | KEY BLANK, FS series | a/r | |
| 88 | ADA1735 | GASKET, handle to bootlid | 1 | 1st type |
| | ADA2782 | GASKET, handle to bootlid | 1 | 2nd type, from (c) 463443 |
| 89 | ADH4492 | LOCK ASSEMBLY, bootlid | 1 | |
| | 14B1718 | LOCK ASSEMBLY, bootlid | 1 | 1st type |
| | ADA2577 | LOCK ASSEMBLY, bootlid | 1 | 2nd type, from (c) 463443 |
| 90 | AJD8012Z | LOCKNUT, 2BA | 2 | from (c) 463443 |
| 91 | WL700101 | WASHER, spring | 2 | from (c) 463443 |
| 94 | AJD4444Z | SCREW | 4 | |
| 95 | ADA2618 | WASHER, rubber | 1 | from (c) 463443 |
| 96 | ADA1577 | PLATE, boot lock striker | 1 | 1st type |
| | ADA2593 | PLATE, boot lock striker | 1 | 2nd type, from (c) 463443 |
| 97 | 182895 | PLATE, tapping | 1 | to (c) 448714 |
| 98 | AJD6155Z | BOLT, boot lock striker | 2 | |
| | AJD1405Z | BOLT, boot lock striker | 1 | |
| 99 | GHF300 | WASHER, plain | 3 | |
| 100 | ADA3688 | SEAL, boot lid, rubber | 1 | from (c) 705329 |
| 101 | AAA1879 | STAY ASSEMBLY, bootlid | 1 | to (c) 695785 |
| | ALA2769 | STAY ASSEMBLY, bootlid | 1 | |
| 102 | AAA2398 | SPRING, bootlid stay | 1 | for 1st type |
| 103 | AAA1523 | WASHER, spherical | 1 | of stay only |
| 104 | AAA1524 | CLIP, stay, metal | 1 | |
| | ADA3647 | CLIP, stay, rubber | 1 | 2nd type, to (c) 1082279 |
| 105 | GHF400 | SCREW | 2 | |
| 106 | ADA4316 | STAY ASSEMBLY, bootlid, telescopic | 1 | |
| 107 | PMZ308 | SCREW, stay to body | 2 | |
| 108 | WL700101 | WASHER, spring | 2 | from (c) 1082280 |
| 109 | FNZ103 | NUT | 2 | |
| 110 | PMZ308 | SCREW, stay to bootlid | 2 | |
| 111 | WL700101 | WASHER, spring | 2 | |
| 112 | AAA3691 | BUFFER | 2 | |
| 113 | GHF421 | SCREW | 2 | |
| 114 | GHF300 | WASHER | 2 | |



| ill. | Part Number | Description | Req. | Details |
|--------------------------------|-------------|--|------|-------------------------|
| Traveller Rear Body | | | | |
| Body Frame & Panels | | | | |
| 1 | AFA888 | SHUT PILLAR, rear door, RH | 1 | |
| | AFA889 | SHUT PILLAR, rear door, LH | 1 | |
| 2 | AFA886 | HINGE PILLAR, rear door, RH | 1 | |
| | AFA887 | HINGE PILLAR, rear door, LH | 1 | |
| 3 | AFA890 | DOOR RAIL, upper, RH | 1 | |
| | AFA891 | DOOR RAIL, upper, LH | 1 | |
| 4 | AFA500 | DOOR RAIL, waist, RH | 1 | |
| | AFA501 | DOOR RAIL, waist, LH | 1 | |
| 5 | AFA502 | DOOR RAIL, bottom, RH | 1 | |
| | AFA503 | DOOR RAIL, bottom, LH | 1 | |
| 6 | AFA504 | FILLET, top | 2 | |
| 7 | AFA506 | FILLET, shut pillar, RH | 1 | |
| | AFA507 | FILLET, shut pillar, LH | 1 | |
| 8 | AFA505 | FILLET, bottom | 2 | |
| 9 | AFA508 | FILLET, hinge pillar, RH | 1 | |
| | AFA509 | FILLET, hinge pillar, LH | 1 | |
| 10 | AFA574 | SEAL KIT, rear door (Comprises: AFA572, AFA573, AAA4578, AFA571). | 2 | per door |
| | AFA572 | DOOR SEAL, shut pillar | 2 | |
| | AFA573 | DOOR SEAL, bottom rail | 2 | |
| | AAA4578 | DOOR SEAL, top rail | 2 | |
| | AFA571 | DOOR SEAL, hinge pillar | 2 | |
| 11 | ADA2871 | BADGE, "Minor" | 1 | from (c) 548904 |
| 12 | ADA2612 | BADGE, "1000" | 1 | from (c) 548904 |
| 13 | PFS103 | SPIRE CLIP, steel | 6 | from (c) 548904 |
| | GHF1531 | SLEEVE, blind fix, plastic | 6 | alternative |
| 14 | AFA532 | DOOR PANEL, rear, RH | 1 | |
| | AFA533 | DOOR PANEL, rear, LH | 1 | |
| 15 | ADA781 | SEAL, roof, seam | 1 | |
| 16 | AFA639 | FILLET, roof front | 1 | |
| | ADA2801 | FILLET, roof front | 1 | from (c) 490160 |
| 17 | AFA450 | ROOF RAIL, front | 1 | |
| 18 | 27GR1002 | PACKING STRIP, roof panel | 1 | |
| 19 | AFA475 | LINING STRIP, roof panel | 2 | |
| 20 | AFA451 | ROOF RAIL, rear | 1 | |
| 23 | ADA4040 | FLOORBOARD, RH | 1 | |
| | AFA714 | FLOORBOARD, LH | 1 | |
| | ADA4041 | FLOORBOARD, LH | 1 | from (c) 485127 |
| 24 | ADA4006 | COVER, spare wheel | 1 | |
| 25 | AFA144 | FILLET, spare wheel cover, RH | 1 | |
| | AFA145 | FILLET, spare wheel cover, LH | 1 | |
| 26 | ADA6358 | NUT | 6 | |
| 27 | AJD4247Z | SCREW, floorboard securing | 10 | |
| 28 | AAA835 | WASHER, countersunk | 18 | |
| 29 | AFA484 | FILLET, top waist rail | 2 | to (c) 245868 approx. |
| 30 | AFA898 | CAPPING, door pillar, RH | 1 | |
| | AFA899 | CAPPING, door pillar, LH | 1 | |
| 31 | AFA452 | DOOR PILLAR, front, RH, 'flat' type | 1 | first 700 bodies only |
| | AFA664 | DOOR PILLAR, front, RH, 'footer' type | 1 | |
| | AFA453 | DOOR PILLAR, front, LH, 'flat' type | 1 | first 700 bodies only |
| | AFA665 | DOOR PILLAR, front, LH, 'footer' type | 1 | |
| 32 | AFA480 | CAPPING, cant rail, RH | 1 | |
| | AFA698 | CAPPING, cant rail, RH | 1 | from (c) 490160 |
| | AFA776 | CAPPING, cant rail, RH | 1 | from (c) 990290 approx. |
| | AFA481 | CAPPING, cant rail, LH | 1 | |
| | AFA699 | CAPPING, cant rail, LH | 1 | from (c) 490160 |
| 32 | AFA777 | CAPPING, cant rail, LH | 1 | from (c) 990290 approx. |
| 33 | AFA466 | CANT RAIL, RH | 1 | |
| | AFA467 | CANT RAIL, LH | 1 | |
| 34 | AFA482 | CAPPING, waist rail, RH | 1 | |
| | AFA1464 | CAPPING, waist rail, LH | 1 | from (c) 990290 approx. |
| | AFA483 | CAPPING, waist rail, RH | 1 | |
| | AFA1465 | CAPPING, waist rail, LH | 1 | from (c) 990290 approx. |
| 35 | AFA462 | WAIST RAIL, RH | 1 | |
| | AFA1463 | WAIST RAIL, LH | 1 | from (c) 990290 approx. |
| | AFA463 | WAIST RAIL, RH | 1 | |
| | AFA1464 | WAIST RAIL, LH | 1 | |
| 36 | AFA771 | FILLET, bottom of waist rail | 2 | |
| 37 | AFA464 | BLOCK, wheel arch to rail | 2 | |
| 38 | AFA460 | WHEEL ARCH, rear, RH | 1 | |
| | AFA461 | WHEEL ARCH, rear, LH | 1 | |
| 39 | AFA458 | WHEEL ARCH, centre, RH | 1 | |
| | AFA459 | WHEEL ARCH, centre, LH | 1 | |
| 40 | AFA456 | WHEEL ARCH, front, RH | 1 | first 700 bodies only |
| | AFA668 | WHEEL ARCH, front, RH | 1 | |
| | AFA457 | WHEEL ARCH, front, LH | 1 | first 700 bodies only |
| | AFA669 | WHEEL ARCH, front, LH | 1 | |

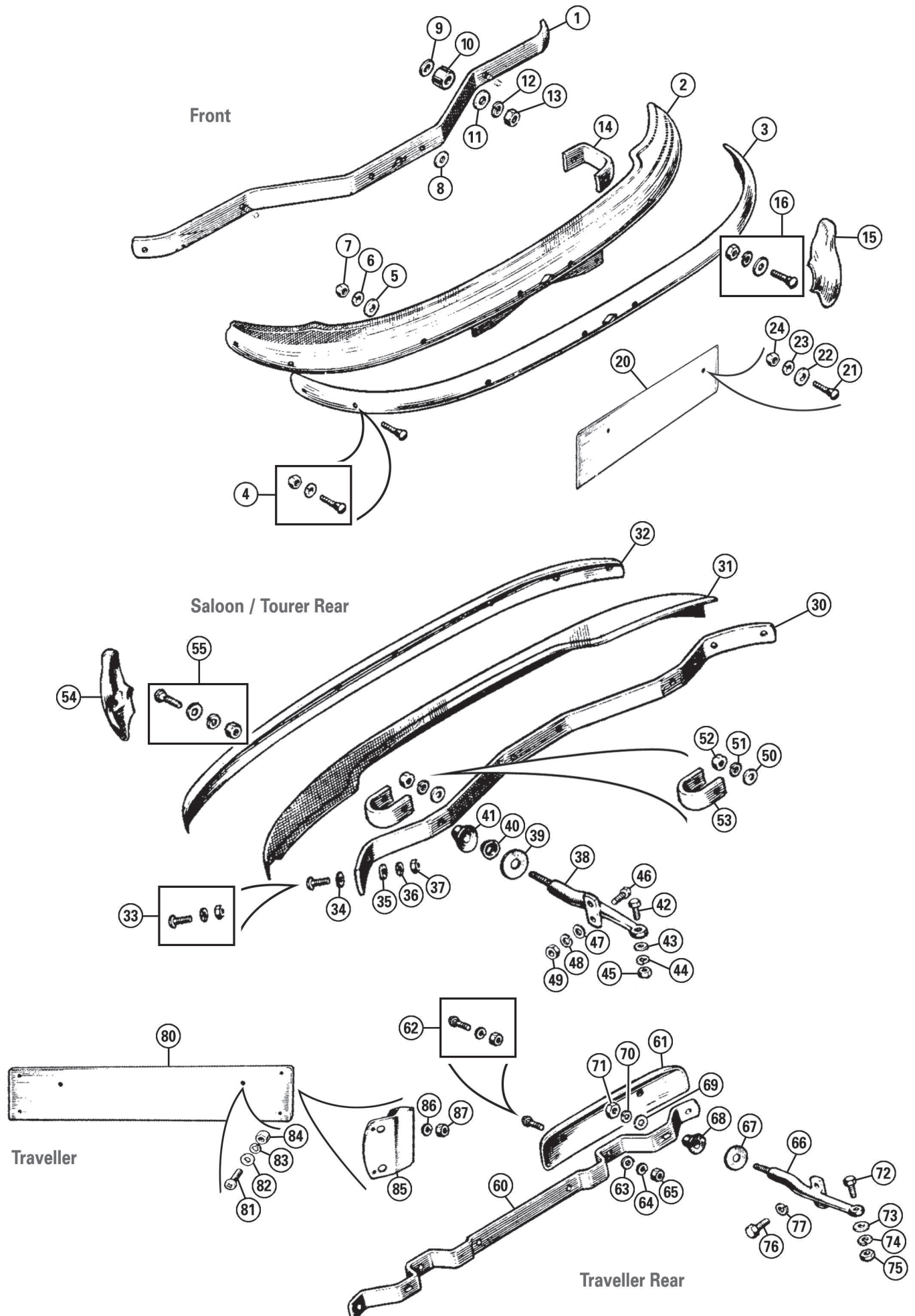
| ill. | Part Number | Description | Req. | Details |
|------|-------------|------------------------------------|------|-----------------------|
| 41 | AFA488 | FILLET, inner sill | 2 | |
| 42 | AFA454 | RAIL, sill, RH | 1 | first 700 bodies only |
| | AFA666 | RAIL, sill, RH | 1 | |
| | AFA455 | RAIL, sill, LH | 1 | first 700 bodies only |
| | AFA667 | RAIL, sill, LH | 1 | |
| 43 | AFA468 | PILLAR, rear corner, RH | 1 | |
| | AFA1486 | PILLAR, rear corner, LH | 1 | from (c) 990290 |
| | AFA469 | PILLAR, rear corner, RH | 1 | |
| | AFA1487 | PILLAR, rear corner, LH | 1 | from (c) 990290 |
| 44 | AFA471 | RAIL, rear valance, lower | 1 | |
| 45 | AFA470 | RAIL, rear valance, upper | 1 | |
| 46 | AFA474 | BLOCK SET, rear valance | 1 | |
| 48 | AFA485 | FILLET, cant rail capping, front | 2 | |
| | AFA695 | FILLET, glass runner, top | 2 | from (c) 245868 |
| 50 | AFA478 | FILLET, rear door pillar, RH, pair | 1 | |
| | AFA479 | FILLET, rear door pillar, LH, pair | 1 | |
| 51 | AFA548 | SUPPORT RAIL, boot floor, rear | 1 | |
| 52 | AFA534 | VALANCE, rear | 1 | |
| 53 | AFA530 | SIDE PANEL, rear, RH | 1 | |
| | AFA531 | SIDE PANEL, rear, LH | 1 | |
| 54 | AFA528 | SIDE PANEL, front, RH | 1 | |
| | AFA529 | SIDE PANEL, front, LH | 1 | |
| 55 | AFA561 | ROOF PANEL, rear | 1 | |
| | APA637 | ROOF PANEL, front | 1 | |
| 56 | AFA562 | MOULDING, roof gutter | 1 | two 7' pieces |
| 57 | AFA536 | BRACKET, frame corner, rear, RH | 1 | |
| | AFA537 | BRACKET, frame corner, rear, LH | 1 | |
| 58 | AFA544 | BRACKET, frame corner, front, RH | 1 | |
| | AFA545 | BRACKET, frame corner, front LH | 1 | |
| 60 | AFA696 | FILLET, lower glass runners | 2 | from (c) 245868 |
| 61 | AFA546 | SUPPORT RAIL, boot floor, centre | 1 | |
| 62 | AFA631 | SUPPORT RAIL, boot floor, front | 1 | |
| 64 | AJD8104 | NUT | 10 | |
| 65 | AJD8104 | NUT | 2 | |
| 66 | AJD1549ZP | SCREW | 6 | |
| 69 | AJD4244Z | SCREW | 2 | |
| 72 | ADA1829 | DUST SEAL, sill | 2 | |

Rear Door Locks & Hinges

| | | | | |
|----|----------|--|----|----------|
| 75 | AFF458 | SOCKET, door locking rod | 2 | |
| 76 | AFF457 | SPRING, anti rattle | 1 | |
| 77 | AFF455 | GUIDE PLATE, door locking rod | 1 | |
| 78 | AFF456 | SPRING, anti rattle | 1 | |
| 79 | AFF454 | GUIDE PLATE, door locking rod | 1 | |
| 80 | AFF474 | GUIDE PLATE, check strap, RH | 1 | |
| | AFF475 | GUIDE PLATE, check strap, LH | 1 | |
| 81 | AFF468 | CHECK STRAP, rear door, RH | 1 | |
| | AFF469 | CHECK STRAP, rear door, LH | 1 | |
| 82 | AFA540 | LOCK MECHANISM | 1 | |
| 83 | AAA4555 | CATCH PLATE | 1 | |
| 84 | AFA543 | HANDLE, locking | 1 | |
| 85 | 17H2475 | KEY, 'FS', blank | 2 | |
| 86 | AFA1490 | HINGE, top, RH | 1 | |
| | AFA1491 | HINGE, top, LH | 1 | |
| 87 | AFA1492 | HINGE, bottom, RH | 1 | |
| | AFA1493 | HINGE, bottom, LH | 1 | |
| 88 | AAA318 | PIN | 4 | |
| 89 | AAA1178 | BALL | 4 | |
| 90 | 3G3624 | SPRING | 4 | |
| 91 | AAA1179 | LOCK TAB | 4 | |
| 92 | AJD8104 | NUT | 4 | |
| 93 | AAA5137 | BOLT, hinge to pillar, top | 4 | hex head |
| 94 | AJD6122Z | BOLT, hinge to pillar, bottom | 4 | hex head |
| 95 | AJD3146Z | BOLT, hinge to door (This bolt requires cutting to correct length). | 8 | |
| 96 | AJD8104 | NUT, bottom pillar bolt | 4 | |
| 97 | AJD8214Z | NUT, door & top pillar bolts | 12 | |
| 98 | AAA1180 | REPAIR KIT, hinge (Includes: Items 88, 89, 90, 91, 92). | 4 | |
| 99 | GHF332 | WASHER, spring | 16 | |

Rear Frame Brackets & Hardware

| | | | | |
|-----|----------|-------------------------------|-----|--|
| 100 | AJD4550Z | SCREW, support rail to pillar | 4 | |
| 101 | ACA5874 | WASHER, cup | 4 | |
| 102 | ADA790 | PACKING | a/r | |
| 103 | AJD6114Z | BOLT | 4 | |
| 104 | WM57 | WASHER, plain | 8 | |
| 105 | GHF331 | WASHER, spring | 4 | |
| 106 | AJD8104 | NUT, plain | 4 | |
| 107 | AJD6260Z | SCREW | 4 | |
| 108 | PWZ205 | WASHER, plain | 4 | |
| 109 | GHF332 | WASHER, spring | 4 | |
| 110 | AJD8105Z | NUT, plain | 4 | |



ill. Part NumberDescriptionReq. Details

Bumpers, Number Plates & Fittings

Bumpers & Fittings: Front, All Models

| | | | | |
|---|-----------|---|-----|-----------------|
| 1 | AAA3306 | MOUNTING BAR, front bumper | 1 | |
| 2 | AAA3305 | VALANCE, front bumper | 1 | to (c) 291139 |
| 2 | ACA5134 | VALANCE, front bumper, steel | 1 | from (c) 291140 |
| | ACA5134FG | VALANCE, front bumper, fibreglass | 1 | |
| 3 | AAA3307 | BUMPER BLADE, front, chrome | 1 | to (c) 291139 |
| 3 | ACA5126 | BUMPER BLADE, front, chrome | 1 | from (c) 291140 |
| 4 | AAA3308 | BOLT, chrome, small, 5/16" BSF | 6/8 | includes nut & |
| | AAA3516 | BOLT, chrome, large, 3/8" UNF | 6/8 | washer |
| Note: Quantity of bolts required for fitting the bumper is reduced from 8 to 6 when overriders are fitted. When fitting part number ACA5126, use fixing bolt AAA3308. | | | | |
| 5 | GHF301 | WASHER, plain, 5/16" | 6/8 | |
| | GHF302 | WASHER, plain, 3/8" | 6/8 | |
| 6 | GHF332 | WASHER, spring, 5/16" | 6/8 | |
| | GHF333 | WASHER, spring, 3/8" | 6/8 | |
| 7 | AJD8105Z | NUT, 5/16" BSF | 8 | |
| | AJD8106Z | NUT, 3/8" BSF | 8 | |
| | GHF201 | NUT, 5/16" UNF | 8 | |
| | GHF202 | NUT, 3/8" UNF | 8 | |
| 8 | PWZ205 | WASHER, plain, valance to bar | 4 | |
| 9 | GHF304 | WASHER, plain | 2 | |
| 10 | AAA2387 | WASHER, cup, to mounting stud | 2 | |
| 11 | AJD7252 | WASHER, plain, large | 2 | |
| 12 | GHF335 | WASHER, spring | 2 | |
| 13 | AJD8108Z | NUT | 2 | |
| 14 | 181569 | BRACKET, overrider support | 2 | |
| | ACA5130 | BRACKET, overrider support | 2 | from (c) 291140 |
| 15 | AAA3495 | OVERRIDER | 2/4 | |
| 16 | AAA3419K | BOLT KIT, overrider fixing | 2 | |
| | | (Includes washer, spring washer & nut). | | |
| | AAA3419 | BOLT, overrider fixing | 2 | |
| | GHF303 | WASHER, plain, overrider fixing | 2 | |
| | GHF334 | WASHER, spring, overrider fixing | 2 | |
| | ACA5423 | NUT, overrider fixing | 2 | |

Number Plate Mountings: Front, All Models

| | | | | |
|----|-----------|------------------------------------|---|--|
| 20 | ALK3268 | BACK PLATE, front | 1 | |
| | ALK3268SS | BACK PLATE, front, stainless steel | 1 | |
| 21 | SE604051 | SCREW, plate to bumper valance | 2 | |
| 22 | WM832 | SPACER | 2 | |
| 23 | GHF331 | WASHER, spring | 2 | |
| 24 | GHF200 | NUT | 2 | |

Bumpers & Fittings: Rear, Saloon & Tourer Models

| | | | | |
|----|-----------|----------------------------------|-----|----------------|
| 30 | AAA3310 | MOUNTING BAR, rear bumper | 1 | |
| 31 | AAA3309 | VALANCE, rear bumper, steel | 1 | |
| | AAA3309FG | VALANCE, rear bumper, fibreglass | 1 | |
| 32 | AAA3311 | BUMPER BLADE, rear, chrome | 1 | |
| 33 | AAA3308 | BOLT, chrome, small 5/16" BSF | 6/8 | includes nut & |
| | 1G9872 | BOLT, chrome, large, 3/8" UNF | 6/8 | washer |
| 34 | GHF301 | WASHER, plain, 5/16" | 6/8 | |
| | GHF302 | WASHER, plain, 3/8" | 6/8 | |
| 35 | PWZ205 | WASHER, plain, 5/16" | 6/8 | |
| 36 | GHF332 | WASHER, spring, 5/16" | 6/8 | |
| | GHF333 | WASHER, spring, 3/8" | 6/8 | |
| 37 | AJD8105Z | NUT, 5/16" BSF | 8 | |
| | AJD8106Z | NUT, 3/8" BSF | 8 | |
| | GHF201 | NUT, 5/16" UNF | 8 | |
| | GHF202 | NUT, 3/8" UNF | 8 | |
| 38 | AAA3460 | MOUNTING STUD, RH | 1 | |
| | AAA3461 | MOUNTING STUD, LH | 1 | |
| 39 | ACA5423 | WASHER, fibre | 2 | |
| 40 | AAA3499 | GROMMET | 2 | |
| 41 | AAA575 | GROMMET, rubber, bumper stud | 2 | |
| 42 | AJD6310Z | BOLT | 2 | |
| 43 | GHF302 | WASHER, plain | 2 | |
| 44 | GHF333 | WASHER, spring | 2 | |
| 45 | AJD8106Z | NUT | 2 | |
| 46 | 320-380 | BOLT | 4 | |
| 47 | PWZ205 | WASHER, plain | 4 | |
| 48 | GHF332 | WASHER, spring | 4 | |
| 49 | GHF201 | NUT | 4 | |
| 50 | GHF304 | WASHER, plain | 2 | |
| 51 | GHF335 | WASHER, spring | 2 | |
| 52 | 311-280 | NUT | 2 | |
| 53 | 181568 | BRACKET, overrider support | 2 | |
| 54 | AAA3495 | OVERRIDER | 2/4 | |

ill. Part NumberDescriptionReq. Details

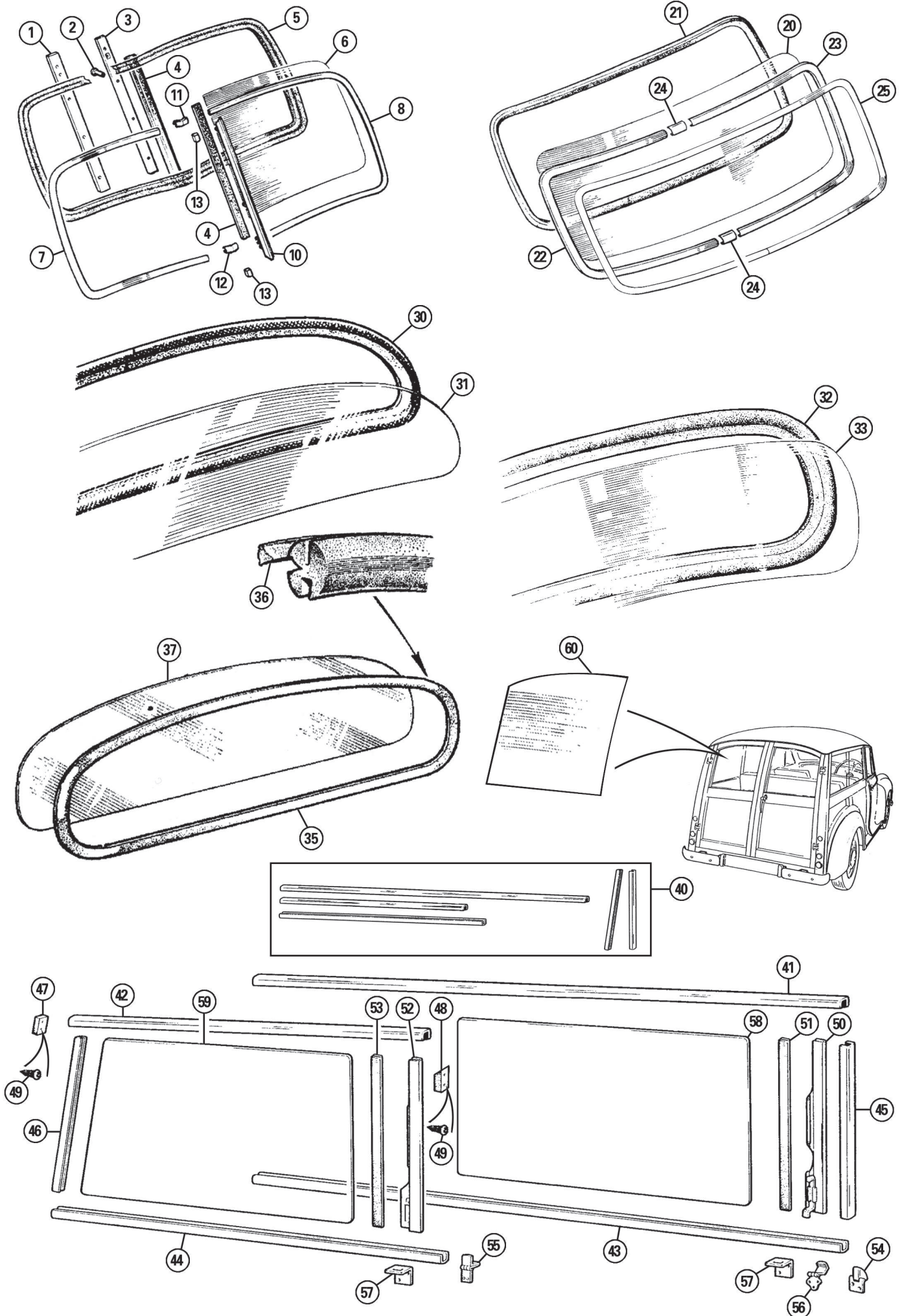
| | | | | |
|----|----------|---|---|--|
| 55 | AAA3419K | BOLT KIT, overrider fixing | 2 | |
| | | (Includes washer, spring washer & nut). | | |
| | AAA3419 | BOLT, overrider fixing | 2 | |
| | GHF303 | WASHER, plain, overrider fixing | 2 | |
| | GHF334 | WASHER, spring, overrider fixing | 2 | |
| | ACA5423 | NUT, overrider fixing | 2 | |

Bumpers & Fittings: Rear, Traveller Models

| | | | | |
|----|----------|--------------------------------|---|-----------------------|
| 60 | ADA682 | MOUNTING BAR, rear bumper | 1 | |
| 61 | AAA2422 | BUMPER BLADE, chrome | 2 | |
| 62 | AAA2459 | BUMPER BOLT, chrome, 7/16" BSF | 4 | includes nut & washer |
| 63 | GHF303 | WASHER, plain, 7/16" | 4 | |
| 64 | GHF334 | WASHER, spring, 7/16" | 4 | |
| 65 | 311-280 | NUT, 7/16" BSF | 4 | |
| 66 | AAA3460 | MOUNTING STUD, RH | 1 | |
| | AAA3461 | MOUNTING STUD, LH | 1 | |
| 67 | ACA5423 | WASHER, fibre | 2 | |
| 68 | ADA681 | GROMMET, rubber | 2 | |
| 69 | GHF304 | WASHER, plain | 2 | |
| 70 | GHF335 | WASHER, spring | 2 | |
| 71 | GHF204 | NUT | 2 | |
| 72 | AJD6310Z | BOLT | 2 | |
| 73 | GHF302 | WASHER, plain | 2 | |
| 74 | GHF333 | WASHER, spring | 2 | |
| 75 | AJD8106Z | NUT | 2 | |
| 76 | 320-370 | BOLT, bracket to wheel arch | 4 | |
| 77 | GHF332 | WASHER, spring | 4 | |

Number Plate Mountings: Rear, Traveller Models

| | | | | |
|----|-----------|-----------------------------------|---|--|
| 80 | 14A7552Z | BACK PLATE, rear | 1 | |
| | 14A7552SS | BACK PLATE, rear, stainless steel | 1 | |
| 81 | ADA683K | FITTING KIT, number plate | 1 | |
| 82 | GHF301 | WASHER | 2 | |
| 83 | GHF332 | WASHER, spring | 2 | |
| 84 | AJD8105Z | NUT | 2 | |
| 85 | 14A8300 | BRACKET, number plate lamp | 2 | |
| 86 | WL700101 | WASHER, spring | 4 | |
| 87 | FNZ103 | NUT | 4 | |



| ill. | Part Number | Description | Req. | Details |
|------|-------------|-------------|------|---------|
|------|-------------|-------------|------|---------|

Screens & Fittings**Windscreen & Fittings: SII, Split Screen Models**

| | | | | |
|---|----------|------------------------------|---|---------------|
| 1 | 183835 | PACKING, centre pillar | 1 | |
| 2 | AAA2117 | SLEEVE NUT, centre pillar | 4 | |
| 3 | AAA3280 | FINISHER, inner | 1 | |
| 4 | AAA2258K | WEATHERSTRIP SET, 2 piece | 1 | inner & outer |
| 5 | ADA1848 | SEAL, rubber, windscreen | 1 | |
| 6 | AAA2254 | GLASS, windscreen, laminated | 2 | |

Note: Special shipping applies to all windscreens. Please see page 02 for more information.

| | | | | |
|----|---------|------------------------|---|---------------|
| 7 | AAA2219 | FINISHER, outer, RH | 1 | |
| 8 | AAA2220 | FINISHER, outer, LH | 1 | |
| 10 | AAA3294 | PILLAR, centre | 1 | to (c) 448714 |
| 11 | AAA2227 | CAPPING, centre, upper | 1 | |
| 12 | AAA2228 | CAPPING, centre, lower | 1 | |
| 13 | 182699 | SPACER BLOCK, pillar | 2 | |

Windscreen & Fittings: '1000' Models, Single Piece Screen

| | | | | |
|----|----------|------------------------------|---|--------|
| 20 | ADA4593 | GLASS, windscreen, laminated | 1 | |
| | ADA4593H | GLASS, windscreen, laminated | 1 | heated |

Note: Special shipping applies to all windscreens. Please see page 02 for more information.

| | | | | |
|----|---------|---------------------------------|---|---|
| 21 | ADA1889 | SEAL, rubber, windscreen | 1 | from (c) 448801, for 2 piece metal finisher |
| | ADA4642 | SEAL, rubber, windscreen | 1 | from (c) 1168813, for 'plastichrome' finisher |
| 22 | ADA1883 | FINISHER, metal, RH | 1 | from (c) 448801 |
| 23 | ADA1884 | FINISHER, metal, LH | 1 | |
| 24 | ADH573 | CAPPING, finisher joint | 2 | |
| 25 | 27H6709 | FINISHER, 'plastichrome' insert | 1 | from (c) 1168813 |

Rear Window & Seals: Saloon Models

| | | | | |
|----|----------|---------------------------|---|-----------------|
| 30 | AAA3231 | SEAL, rubber, rear window | 1 | to (c) 448714 |
| 31 | AAA1850 | GLASS, rear window | 1 | |
| 32 | ADA3509 | SEAL, rubber, rear window | 1 | from (c) 448801 |
| 33 | ADA3507 | GLASS, rear window | 1 | |
| | ADA3507H | GLASS, rear window | 1 | heated |

Note: Special shipping applies to all windscreens. Please see page 02 for more information.

Rear Window & Seals: Pick-Up Models

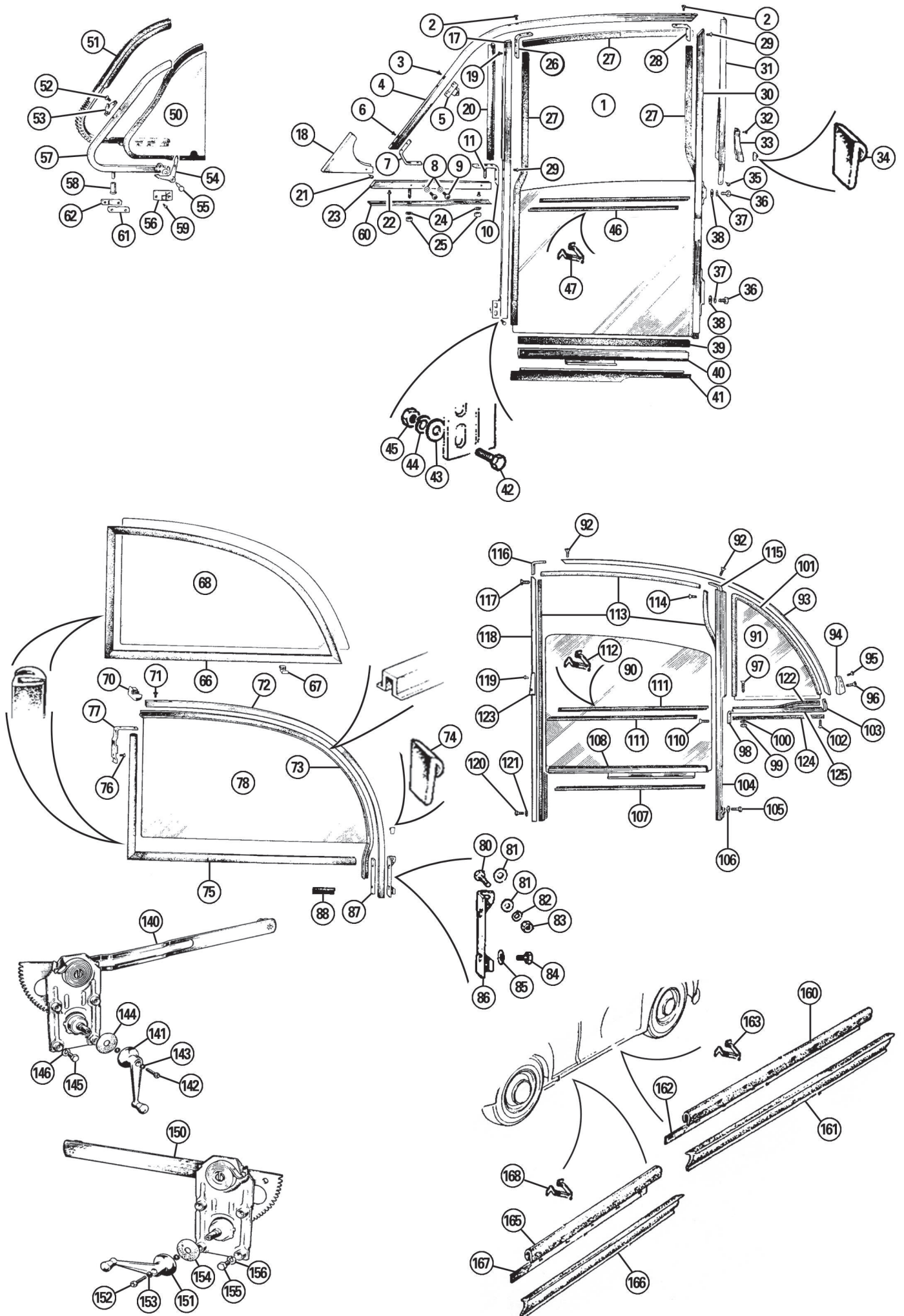
| | | | | |
|----|---------|---------------------------|---|--|
| 35 | AAA2375 | SEAL, rubber, rear window | 1 | |
| 36 | AAA4074 | INSERT, rubber | 1 | |
| 37 | AAA4077 | GLASS, rear window | 1 | |

Note: Special shipping applies to all windscreens. Please see page 02 for more information.

Side Windows: Traveller Rear

| | | | | |
|----|---------|--|---|----------------------------------|
| 40 | AFA566K | WINDOW CHANNEL KIT, per side (This is supplied as a length of felt window channel which includes enough material to make 41, 42, 44, 45 & 46. For one side only. This will need to be cut and straightened to fit). | 1 | |
| 41 | AFA566 | CHANNEL, felt, top/outer | 2 | |
| 42 | AFA565 | CHANNEL, felt, top/inner | 2 | |
| 43 | AFA568 | CHANNEL, felt, bottom/outer | 2 | |
| 44 | AFA567 | CHANNEL, felt, bottom/inner | 2 | |
| 45 | AFA569 | CHANNEL, felt, front pillar | 2 | |
| 46 | AFA570 | CHANNEL, felt, rear pillar | 2 | |
| 47 | AFA557 | BUFFER, rear pillar | 2 | |
| 48 | AFH594 | BUFFER, centre | 2 | Traveller from (c) 245868 |
| 49 | CTZ407 | SCREW | 4 | |
| 50 | AFA554 | PULL HANDLE, front glass, RH | 1 | to (b) M-AW5-51603 |
| | AFA555 | PULL HANDLE, front glass, LH | 1 | approximately |
| | AFA880 | PULL HANDLE, front glass, RH | 1 | from (b) M-AW5-51604 |
| | AFA881 | PULL HANDLE, front glass, LH | 1 | to (c) M-AW5 1130300 |
| | ADA4493 | PULL HANDLE, front glass, RH | 1 | from (c) M-AW5 |
| | ADA4494 | PULL HANDLE, front glass, LH | 1 | 1130301 |
| 51 | AFA563 | RUBBER, pull handle to glass, front | 2 | |
| 52 | AFA556 | PULL HANDLE, rear glass | 2 | to (b) M-AW5-51603 approximately |
| | 14A9635 | PULL HANDLE, rear glass, RH | 1 | from (b) M-AW5-51604 |
| | 14A7636 | PULL HANDLE, rear glass, LH | 1 | to (c) M-AW5 1130300 |

| iii. | Part Number | Description | Req. | Details |
|------|-------------|------------------------------------|------|--|
| | ADA4493 | PULL HANDLE, rear glass, RH | 1 | } from (c) M-AW5 } 1130301 |
| | ADA4494 | PULL HANDLE, rear glass, LH | 1 | |
| 53 | AFA564 | RUBBER, pull handle to glass, rear | 2 | } to (b) M-AW5-51603 } approximately |
| 54 | AAA4575 | LOCK, side glass, front | 2 | |
| 55 | AAA4561 | LOCK, side glass, rear | 2 | |
| 56 | 14A7638 | LOCK, side glass, front | 2 | } from (b) M-AW5-51604 } to (c) M-AW5 1130300 |
| 57 | ADA4488 | BRACKET, window catch | 4 | |
| | | | | } 1130301 |
| 58 | AFA558 | GLASS, sliding window, front | 2 | |
| 59 | AFA559 | GLASS, sliding window, rear | 2 | |
| 60 | AFA560 | GLASS, rear door | 2 | |



ill. Part Number Description Req. Details

Door Fittings

Front Door Window Frames & Glazing

| | | | | |
|----|-----------|----------------------------------|-----|-------------------------------|
| 1 | AAA1448 | GLASS, door, front | 2 | 2 door, Tourer & Traveller |
| | AAA1609 | GLASS, door, front | 2 | 4 door |
| 2 | ARA738 | SCREW | a/r | |
| 3 | ARA739 | SCREW | 4 | |
| 4 | ARA708 | CHANNEL, outer, RH | 1 | 2 door, Tourer |
| | ARA709 | CHANNEL, outer, LH | 1 | & Traveller |
| | ARA757 | CHANNEL, outer, RH | 1 | 4 door |
| | ARA758 | CHANNEL, outer, LH | 1 | |
| 5 | ARA731 | HINGE, vent, upper, RH | 1 | |
| | ARA732 | HINGE, vent, upper, LH | 1 | |
| 6 | AJD4244C | SCREW, channel to bracket | 2 | |
| 7 | ARA718 | BRACKET, front corner | 2 | |
| 8 | ARA742 | WASHER | 4 | |
| 9 | AJD1445C | SCREW | 4 | |
| 10 | ARA513 | BRACKET, rear, RH | 1 | 4 door |
| | ARA514 | BRACKET, rear, LH | 1 | |
| | ARA722 | BRACKET, rear, RH | 1 | 2 door, Tourer |
| | ARA723 | BRACKET, rear, LH | 1 | & Traveller |
| 11 | AJD44502P | SCREW, channel to door | 2/4 | |
| 17 | ARA706 | CHANNEL, vertical, front, RH | 1 | 2 door, Tourer |
| | ARA707 | CHANNEL, vertical, front, LH | 1 | & Traveller |
| | ARA755 | CHANNEL, vertical, front, RH | 1 | 4 door |
| | ARA756 | CHANNEL, vertical, front, LH | 1 | |
| 18 | ARA719 | CAPPING, front corner | 2 | |
| 19 | AJD4244C | SCREW, channel to bracket | 2 | |
| 20 | ARA733 | RUBBER, vent sealing | 2 | |
| | ARA733M | RUBBER, vent sealing | 2 | sold per metre |
| 21 | AJD8450C | SCREW, capping | 4 | |
| 22 | AJD4244C | SCREW, channel to bracket | 4 | |
| 23 | ARA714 | CHANNEL, vent lower, RH | 1 | 2 door, Tourer |
| | ARA715 | CHANNEL, vent lower, LH | 1 | & Traveller |
| | ARA761 | CHANNEL, vent lower, RH | 1 | 4 door |
| | ARA762 | CHANNEL, vent lower, LH | 1 | |
| 24 | GHF321 | WASHER, shake-proof | 4 | |
| 25 | AJD8104 | NUT | 4 | |
| 26 | ARA512 | BRACKET, upper | 2 | |
| 27 | AAA1949 | CHANNEL, inner, felt type | 2 | |
| | ADA4755 | CHANNEL, inner, rubber/felt type | 2 | |
| 28 | ARA724 | BRACKET, upper, rear | 2 | 2 door, Tourer & Traveller |
| | ARA511 | BRACKET, upper, rear | 2 | 4 door |
| 29 | AJD4450Z | SCREW | 4 | |
| 30 | ARA700 | CHANNEL, vertical, rear, RH | 1 | 2 door, Tourer |
| | ARA701 | CHANNEL, vertical, rear, LH | 1 | & Traveller |
| | ARA749 | CHANNEL, vertical, rear, RH | 1 | 4 door |
| | ARA750 | CHANNEL, vertical, rear, LH | 1 | |
| 31 | ARA708 | CAPPING, outer, rear channel, RH | 1 | 2 door |
| | ARA709 | CAPPING, outer, rear channel, LH | 1 | |
| 32 | ARO9800 | RIVET | 4 | 4 door |
| 33 | ARA759 | CAPPING, outer, rear channel, RH | 2 | 4 door |
| | ARA760 | CAPPING, outer, rear channel, LH | 2 | |
| 34 | 140837 | SEALING PAD | 2 | |
| 35 | AJD8152Z | SCREW | 2 | 2 door, Tourer |
| 36 | 320-960 | SCREW | 6 | & Traveller |
| | AJD6153Z | SCREW | 6 | 4 door |
| 37 | GHF331 | WASHER, spring | a/r | |
| 38 | GHF300 | WASHER, plain | a/r | |
| 39 | 078447A | GLAZING STRIP, per metre | a/r | |
| 40 | AAA2217 | CHANNEL, regulator, RH | 1 | 2 door, Tourer |
| | AAA2218 | CHANNEL, regulator, LH | 1 | & Traveller |
| | AAA3196 | CHANNEL, regulator, RH | 1 | 4 door |
| | AAA3197 | CHANNEL, regulator, LH | 1 | |
| 41 | AAA3246 | SEALING RUBBER, RH | 1 | 2 door, Tourer |
| | AAA3247 | SEALING RUBBER, LH | 1 | & Traveller |
| | AAA3248 | SEALING RUBBER, RH | 1 | 4 door |
| | AAA3249 | SEALING RUBBER, LH | 1 | |
| 42 | AJD6106Z | SCREW, 1/4" BSF | 2 | 2 door, Tourer & Traveller |
| | 320-960 | SCREW, 1/4" BSF | 2 | 4 door |
| | GHF117 | SCREW, 1/4" UNF | 2 | alternative |
| 43 | GHF300 | WASHER, plain | 2 | |
| 44 | GHF331 | WASHER, spring | 2 | |
| 45 | AJD8104 | NUT, 1/4" BSF | 2 | |
| | GHF200 | NUT, 1/4" UNF | a/r | alternative |
| 46 | AAA1581 | WEATHERSTRIP, door glass | 4 | 2 door, Tourer & Traveller |
| | AAA1582 | WEATHERSTRIP, door glass | 4 | 4 door, front |
| 47 | BCA4847 | CLIP, weatherstrip | 24 | 12 per door |
| 50 | ARA764 | GLASS, vent | 2 | |

| | | | | |
|----|----------|-----------------------------|---|-------------------------|
| 51 | AAA3557 | SEAL, vent, RH | 1 | 2 door to (c) 434415, |
| | AAA3558 | SEAL, vent, LH | 1 | Tourer to (c) 434427 |
| | | | | NAS: 2 door |
| | | | | to (c) 412558, Tourer |
| | | | | (c) 412257, 4 door |
| | | | | to (c) 411363 |
| | ARA685 | SEAL, vent, RH | 1 | 2 door from (c) 434416, |
| | ARA686 | SEAL, vent, LH | 1 | Tourer from (c) 434428 |
| | | | | NAS: 2 door from |
| | | | | (c) 412559, Tourer |
| | | | | (c) 434429, 4 door |
| | | | | from (c) 411364 |
| 52 | ADA2611 | SCREW | 4 | |
| 53 | AAA3502 | HINGE, vent lower, RH | 1 | 2 door to (c) 434415, |
| | AAA3503 | HINGE, vent lower, LH | 1 | Tourer to (c) 434427 |
| | | | | NAS: 2 door |
| | | | | to (c) 412558, Tourer |
| | | | | (c) 412257, 4 door |
| | | | | to (c) 411363 |
| | ARA687 | HINGE, vent lower, RH | 1 | 2 door from (c) 434416, |
| | ARA688 | HINGE, vent lower, LH | 1 | Tourer from (c) 434428 |
| | | | | NAS: 2 door from |
| | | | | (c) 412559, Tourer |
| | | | | (c) 434429, 4 door |
| | | | | from (c) 411364 |
| 54 | ARA767 | CATCH, vent, RH | 1 | |
| | ARA768 | CATCH, vent, LH | 1 | |
| 55 | ARH1710 | PIN | 2 | |
| 56 | ARA735 | STRIKER PLATE, RH | 1 | |
| | ARA736 | STRIKER PLATE, LH | 1 | |
| 57 | ADA1772 | VENT ASSEMBLY, RH | 1 | 2 door |
| | ADA1773 | VENT ASSEMBLY, LH | 1 | |
| | 18G8494 | VENT ASSEMBLY, RH | 1 | 4 door |
| | 18G8495 | VENT ASSEMBLY, LH | 1 | |
| | 182312 | VENT ASSEMBLY, RH | 1 | NAS: 2 door |
| | 182313 | VENT ASSEMBLY, LH | 1 | to (c) 412558, Tourer |
| | | | | (c) 412257, 4 door |
| | | | | to (c) 411363 |
| | 18G8494 | VENT ASSEMBLY, RH | 1 | NAS: 2 door from |
| | 18G8493 | VENT ASSEMBLY, LH | 1 | (c) 412559, Tourer |
| | | | | (c) 434429, 4 door |
| | | | | from (c) 411364 |
| 58 | ARA734 | BUSH, lower pivot | 2 | |
| 59 | AD606033 | SCREW | 4 | |
| 60 | AAA3586 | SEAL, vent to door shell | 2 | |
| 61 | ARA720 | BLOCK, lower bearing, inner | 2 | |
| 62 | ARA721 | BLOCK, lower bearing, outer | 2 | |

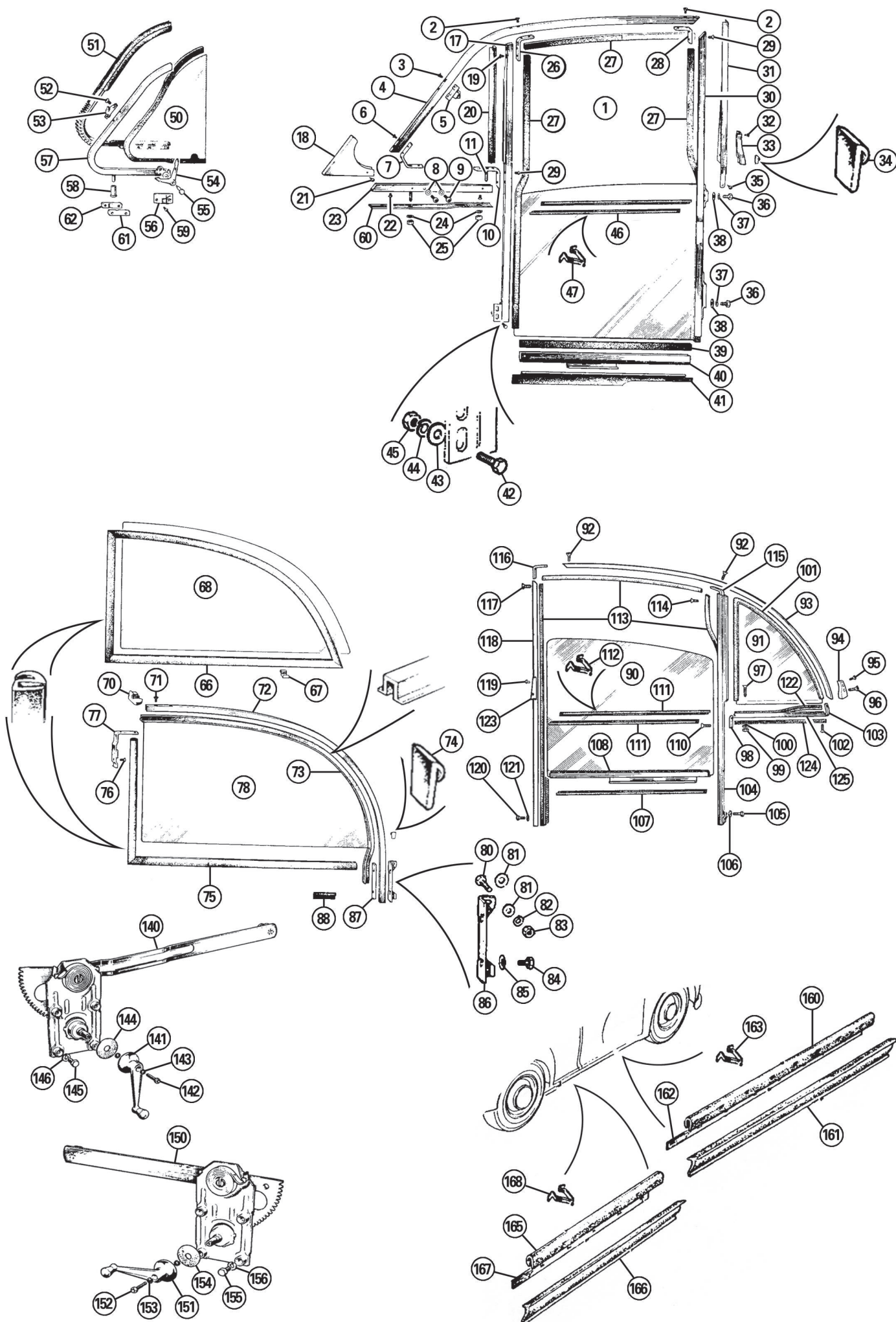
Rear Window Frames & Glazing, 2 Door

| | | | | |
|----|---------|--------------------------|-----|--|
| 66 | AAA4177 | SEAL, quarter light, RH | 1 | |
| | AAA4178 | SEAL, quarter light, LH | 1 | |
| 67 | AAA4181 | BRACKET, glass retaining | a/r | |
| 68 | AAA1466 | GLASS, quarter light | 2 | |

Rear Window Frames & Glazing, Tourer

| | | | | |
|----|----------|--------------------------------|-----|-----------------|
| 70 | AAA3599 | SEAL, shut pillar, top, RH | 1 | |
| | AAA3600 | SEAL, shut pillar, top, LH | 1 | |
| 71 | AJD2242Z | SCREW | a/r | |
| 72 | AAA3604 | CHANNEL, quarter light, RH | 1 | |
| | AAA3605 | CHANNEL, quarter light, LH | 1 | |
| 73 | AAA3601 | SEAL, quarter light, upper | 2 | |
| 75 | AAA4179 | SEAL, quarter light, lower, RH | 1 | |
| | AAA4180 | SEAL, quarter light, lower, LH | 1 | |
| 76 | AJD4444Z | SCREW | 4 | |
| 77 | AAA3651 | BRACKET, front, top, RH | 1 | |
| | AAA3652 | BRACKET, front, top, LH | 1 | |
| 78 | AAA3602 | GLASS, quarter light | 2 | |
| 80 | AJD6155Z | SCREW, 1/4" BSF | 4 | |
| | SH604051 | SCREW, 1/4" UNF | a/r | alternative |
| 81 | GHF300 | WASHER | 8 | |
| 82 | GHF331 | WASHER, spring | 4 | |
| 83 | AJD8104 | NUT, 1/4" BSF | 4 | |
| | GHF200 | NUT, 1/4" UNF | a/r | alternative |
| 84 | AJD6155Z | SCREW, 1/4" BSF | 4 | |
| 85 | GHF300 | WASHER, plain | 4 | |
| 86 | AAA3594 | BRACKET, rear support | 2 | |
| 87 | AAA3598 | PLATE, tapped | 2 | |
| 88 | AAA2485 | PAD, sealing | 2 | Tourer |
| | | | | from (c) 447961 |

Note: For door regulators, see page 131.



| ill. | Part Number | Description | Req. | Details |
|------|-------------|-------------|------|---------|
|------|-------------|-------------|------|---------|

Door Fittings (Continued)**Rear Doors**

| | | | | |
|-----|----------|----------------------------------|----|-------------|
| 90 | AAA1608 | GLASS, door, rear | 2 | |
| 91 | AAA1607 | GLASS, quarter light | 2 | |
| 92 | ARA738 | SCREW | 2 | |
| 93 | AAA3370 | CHANNEL, outer, RH | 1 | |
| | AAA3371 | CHANNEL, outer, LH | 1 | |
| 94 | AAA3372 | CAPPING, RH | 1 | |
| | AAA3373 | CAPPING, LH | 1 | |
| 95 | AAA3498 | SCREW | 1 | |
| 96 | AAA3497 | SCREW | 1 | |
| 97 | AJD4450Z | SCREW | 1 | |
| 98 | AAA3375 | BRACKET, front, RH | 1 | |
| | 181384 | BRACKET, front, LH | 1 | |
| 99 | AJD8104 | NUT, 1/4" BSF | 4 | |
| 100 | GHF321 | WASHER, shake-proof | 4 | |
| 101 | AAA1605 | SEAL, rubber, upper | 2 | |
| 102 | AJD4244C | SCREW | 4 | |
| 103 | AAA3374 | BRACKET, corner, rear | 2 | |
| 104 | AAA3369 | CHANNEL, vertical, rear | 2 | |
| 105 | AJD6153Z | BOLT, 1/4" BSF | 2 | |
| 106 | GHF300 | WASHER, plain | 4 | |
| 107 | AAA3248 | SEAL, rubber, RH | 1 | |
| | AAA3249 | SEAL, rubber, LH | 1 | |
| 108 | AAA3196 | CHANNEL, regulator, RH | 1 | |
| | AAA3197 | CHANNEL, regulator, LH | 1 | |
| 110 | AJD4244C | SCREW | 4 | |
| 111 | AAA1583 | WEATHERSTRIP, door glass | 4 | |
| 112 | BCA4847 | CLIP, weatherstrip | 24 | 12 per door |
| 113 | AAA3355M | DOOR CHANNEL SEAL KIT, 3 piece | 2 | |
| 114 | AAA3400 | SCREW | 2 | |
| 115 | AAA3376 | BRACKET, upper, rear | 2 | |
| 116 | ARA724 | BRACKET, upper, front | 2 | |
| 117 | ARA738 | SCREW | 2 | |
| 118 | AAA3365 | CHANNEL, vertical, front, RH | 1 | |
| | AAA3366 | CHANNEL, vertical, front, LH | 1 | |
| 119 | AAA3746 | RIVET | 4 | |
| 120 | AAA1634 | BOLT | 2 | |
| 121 | AJD7372 | WASHER | 2 | |
| 122 | AAA1606 | CHANNEL, rubber, lower | 2 | |
| 123 | ARA759 | CAPPING, outer, rear channel, LH | 2 | |
| | ARA760 | CAPPING, outer, rear channel, RH | 2 | |
| 124 | AAA3646 | WEATHERSTRIP, frame to door | 2 | |
| 125 | AAA3367 | CHANNEL, lower, RH | 1 | |
| | AAA3368 | CHANNEL, lower, LH | 1 | |

Window Regulators: Front Doors

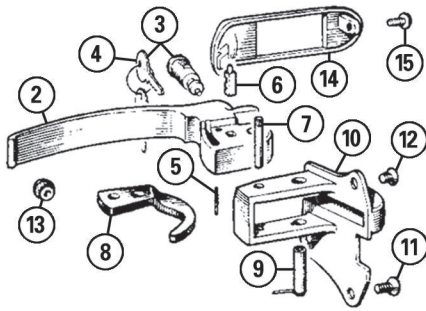
| | | | | |
|-----|----------|------------------------------|---|--|
| 140 | ADA1450 | REGULATOR, window, front, LH | 1 | |
| | ADA900 | REGULATOR, window, front, RH | 1 | |
| 141 | ADH833 | HANDLE, window winder | 2 | |
| 142 | AAA1649 | SCREW, handle | 2 | |
| 143 | WL700101 | WASHER, spring | 2 | |
| 144 | ADH658 | WASHER, fibre | 2 | |
| 145 | AJD6155Z | SCREW, regulator to door | 8 | |
| 146 | GHF331 | WASHER, Spring | 8 | |

Window Regulators: Rear Door

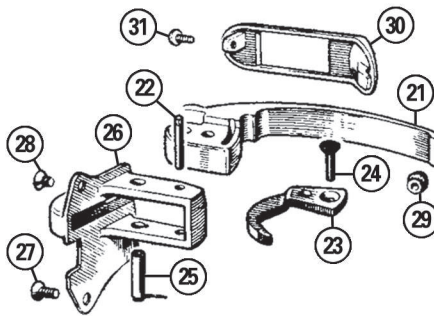
| | | | | |
|-----|----------|-----------------------------|---|--|
| 150 | ADA1455 | REGULATOR, window, rear, LH | 1 | |
| | ADA1456 | REGULATOR, window, rear, RH | 1 | |
| 151 | ADH833 | HANDLE, window winder | 2 | |
| 152 | AAA1649 | SCREW, handle | 2 | |
| 153 | WL700101 | WASHER, spring | 2 | |
| 154 | ADH658 | WASHER, fibre | 2 | |
| 155 | AJD6155Z | SCREW, regulator to door | 8 | |
| 156 | GHF331 | WASHER, spring | 8 | |

Lower Door Seals

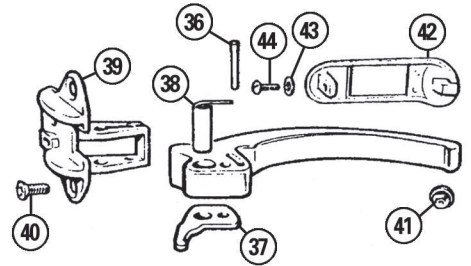
| | | | | |
|-----|---------|--|----|------------------------------------|
| 160 | AAA1594 | SEAL, front door | 2 | 2 door, Convertible & Traveller |
| 161 | AAA3207 | SEAL, draught excluder, front door | 2 | |
| 162 | AAA1597 | RETAINER, draught excluder, front door | 2 | |
| 163 | AAA2486 | CLIP | 12 | 4 door only |
| 165 | AAA1595 | SEAL, rear door | 2 | |
| 166 | AAA3208 | SEAL, draught excluder, rear door | 2 | |
| 167 | AAA1598 | RETAINER, draught excluder, rear door | 2 | |
| 168 | AAA2486 | CLIP | 12 | |



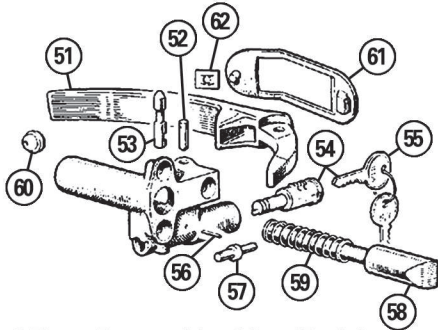
4 Door External Locking



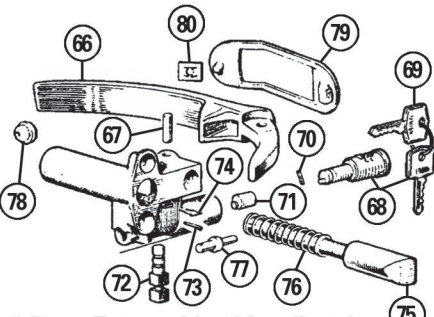
4 Door Internal Locking



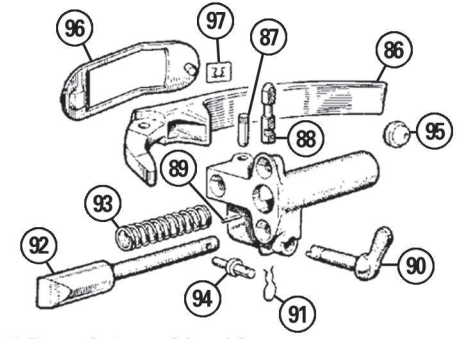
4 Door Rear



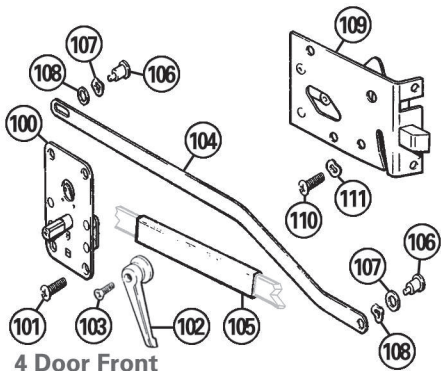
2 Door External Locking (Early)



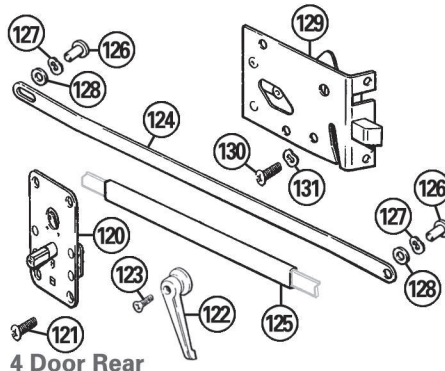
2 Door External Locking (Late)



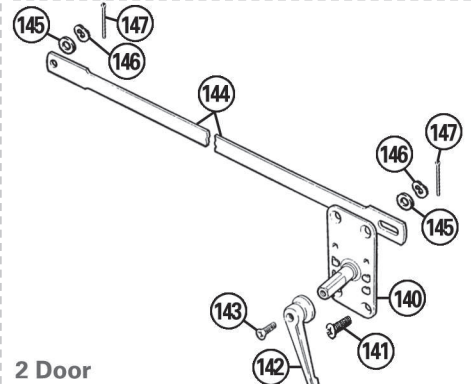
2 Door Internal Locking



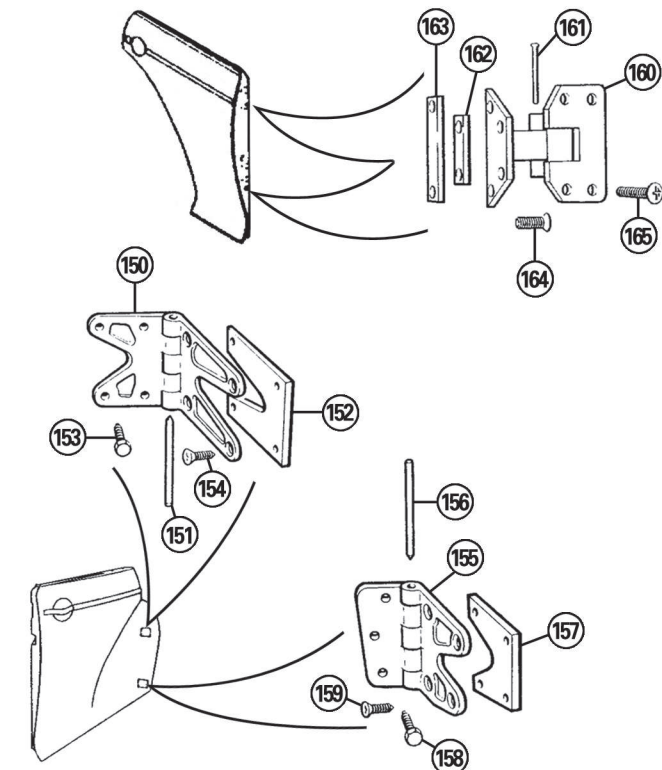
4 Door Front



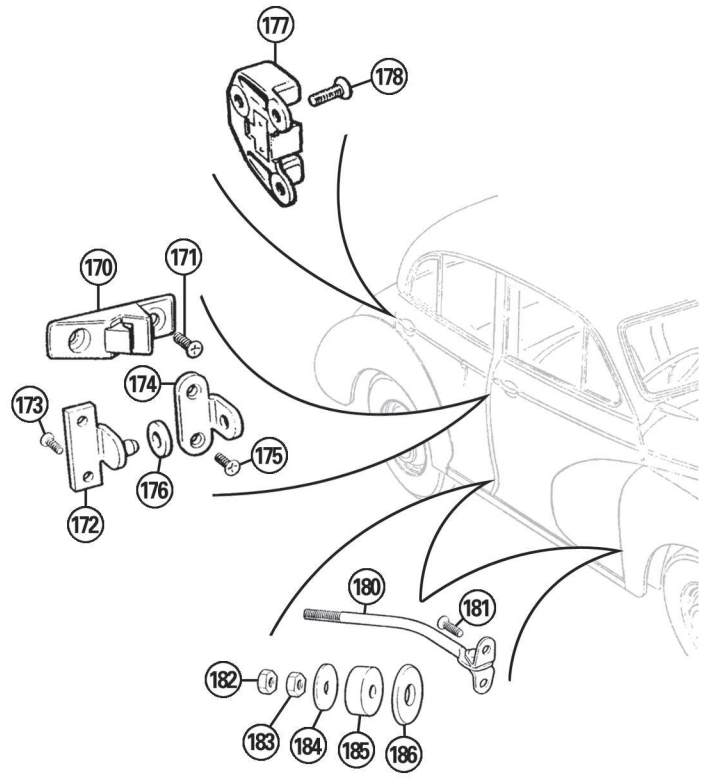
4 Door Rear



2 Door



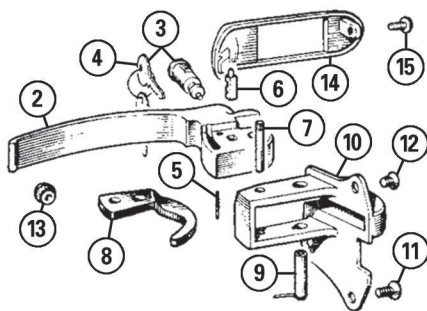
Hinges



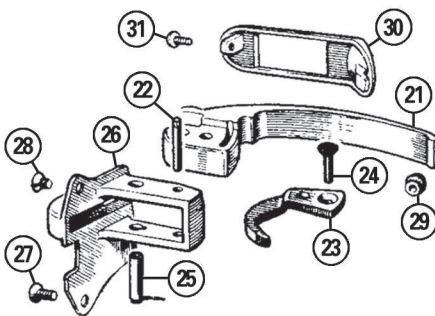
Catches & Checkstraps

| Ill. | Part Number | Description | Req. | Details |
|---|-------------|--------------------------------------|------|---------------------------------|
| Door Handles & Locks | | | | |
| 4 Door Models | | | | |
| Front Doors: 4 Door - External Locking Handle | | | | |
| | AAA3173 | HANDLE ASSY., outer, locking, RH | 1 | from (c) 1039597 |
| | ADA4209 | HANDLE ASSY., outer, locking, LH | 1 | |
| 2 | 17H9349 | PULL HANDLE, locking | 1 | |
| 3 | ADH4492 | LOCK BARREL, with key | 1 | |
| Note: See information regarding lock sets on page 93. | | | | |
| 4 | 17H2475 | KEY, blank | a/r | |
| | KEY/FS | KEY, 'FS' numbered | a/r | |
| Note: Please specify your locks 'FS' number when ordering. | | | | |
| 5 | AAA3341 | PIN, lock retainer | 1 | |
| 6 | AAA3340 | BOLT, locking | 1 | |
| 7 | AAA3233 | PIN, pull lever stop | 2 | |
| 8 | AAA3234 | LEVER, operating, RH | 1 | |
| | AAA3235 | LEVER, operating, LH | 1 | |
| 9 | AAA3339 | SPRING & BARREL, RH | 1 | |
| | AAA3342 | SPRING & BARREL, LH | 1 | |
| 10 | AAA3170 | DOVETAIL, RH | 1 | |
| | AAA3171 | DOVETAIL, LH | 1 | |
| 11 | AJD4445ZP | SCREW, handle to door, long | 2 | |
| 12 | AAA1652 | SCREW, handle to door, short | 1 | |
| 13 | ADA803 | BUFFER | 2 | |
| 14 | AAA3664 | ESCUTCHEON, door handle, RH | 1 | |
| | AAA3665 | ESCUTCHEON, door handle, LH | 1 | |
| 15 | AJD1244Z | SCREW | 1 | |
| Front Doors: 4 Door - Non-External Locking Handle | | | | |
| | AAA3172 | HANDLE ASSEMBLY, outer, LH | 1 | non-locking from (c) 1039597 |
| | ADA4210 | HANDLE ASSEMBLY, outer, RH | 1 | |
| 21 | 17H9352 | PULL HANDLE, non-locking | 1 | |
| 22 | AAA3233 | PIN, pull handle stop | 1 | |
| 23 | AAA3234 | LEVER, operating, RH | 1 | |
| | AAA3235 | LEVER, operating, LH | 1 | |
| 24 | 17H9354 | PIN, operating lever | 1 | |
| 25 | AAA3339 | SPRING & BARREL, RH | 1 | |
| | AAA3342 | SPRING & BARREL, LH | 1 | |
| 26 | AAA3170 | DOVETAIL, RH | 1 | |
| | AAA3171 | DOVETAIL, LH | 1 | |
| 27 | AJD4445ZP | SCREW, handle to door, long | 2 | |
| 28 | AAA1652 | SCREW, handle to door, short | 1 | |
| 29 | ADA803 | BUFFER | 2 | |
| 30 | AAA3664 | ESCUTCHEON, door handle, RH | 1 | |
| | AAA3665 | ESCUTCHEON, door handle, LH | 1 | |
| 31 | AJD1244Z | SCREW | 1 | |
| Rear Doors: 4 Door | | | | |
| 35 | AAA1615 | HANDLE ASSEMBLY, outer, rear, RH | 1 | |
| | AAA1616 | HANDLE ASSEMBLY, outer, rear, LH | 1 | |
| 36 | AAA3233 | PIN, handle lever stop | 2 | |
| 37 | AAA3344 | LEVER, operating, RH | 1 | |
| | AAA3343 | LEVER, operating, LH | 1 | |
| 38 | AAA3339 | SPRING & BARREL, RH | 1 | |
| | AAA3342 | SPRING & BARREL, LH | 1 | |
| 39 | AAA1592 | DOVETAIL, RH | 1 | |
| | AAA1591 | DOVETAIL, LH | 1 | |
| 40 | AJD4445Z | SCREW, lock to door | 4 | |
| 41 | ADA803 | BUFFER | 2 | |
| 42 | AAA3666 | ESCUTCHEON, door handle, RH | 1 | |
| | AAA3667 | ESCUTCHEON, door handle, LH | 1 | |
| 43 | AJD7372 | WASHER, plain | 2 | |
| 44 | AJD1244Z | SCREW, escutcheon | 2 | |
| 2 Door Models | | | | |
| Front Doors: 2 Door Saloon, Tourer & Traveller Models - External Locking (to (c) 1039563) | | | | |
| | ADA1571 | HANDLE ASSEMBLY, outer, locking | 1 | RH |
| 51 | AAA3176 | PULL HANDLE, RH | 1 | |
| 52 | AAA1459 | PIN, handle pivot | 1 | |
| 53 | AAA2203 | PLUNGER, lock | 1 | |
| 54 | AAA1480 | LOCK BARREL, exterior lock, with key | 1 | |
| Note: See information regarding lock sets on page 93. | | | | |
| 55 | 17H2475 | KEY, blank | a/r | |
| | KEY/FS | KEY, 'FS' numbered | a/r | |
| Note: Please specify your locks 'FS' number when ordering. | | | | |
| 56 | AAA3147 | PIN, barrel retaining | 1 | |
| 57 | AAA1458 | PIN, remote control link | 1 | |
| 58 | AAA1457 | BOLT | 1 | |

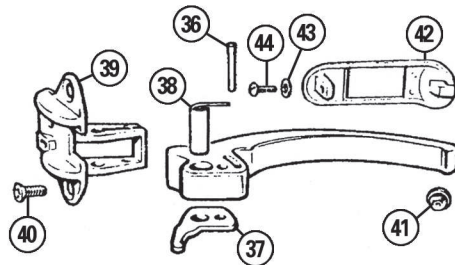
| ill. | Part Number | Description | Req. | Details |
|--|-------------|--------------------------------------|------|------------------|
| 59 | AAA1539 | SPRING, bolt | 1 | |
| 60 | ADA803 | BUFFER | 2 | |
| 61 | AAA3178 | ESCUTCHEON | 2 | |
| 62 | PFS106 | SPIRE CLIP | 2 | |
| Front Doors: 2 Door Saloon, Tourer & Traveller Models - External Locking (from (c) 1039564) | | | | |
| | ADA4212 | HANDLE ASSEMBLY, outer, locking | 1 | RH |
| | ADA4213 | HANDLE ASSEMBLY, outer, locking | 1 | LH |
| 66 | AAA3176 | PULL HANDLE, RH | 1 | |
| | AAA3177 | PULL HANDLE, LH | 1 | |
| 67 | AAA1459 | PIN, handle pivot | 1 | |
| 68 | AAA1480 | LOCK BARREL, exterior lock, with key | 1 | |
| Note: See information regarding lock sets on page 93. | | | | |
| 69 | 17H2475 | KEY, blank | a/r | |
| | KEY/FS | KEY, 'FS' numbered | a/r | |
| Note: Please specify your locks 'FS' number when ordering. | | | | |
| 70 | 27H2219 | PIN, barrel | 1 | |
| 71 | 27H2222 | ACTUATOR, lock barrel | 1 | |
| 72 | 27H2224 | PLUNGER, lock | 1 | |
| 73 | AAA4737 | PEG, barrel locating | 1 | |
| 74 | 27H2223 | CLIP, spring | 1 | |
| 75 | 22H2217 | BOLT | 1 | |
| 76 | 27H2220 | SPRING, bolt | 1 | |
| 77 | 27H2221 | PIN, remote control link | 1 | |
| 78 | ADA803 | BUFFER | 2 | |
| 79 | AAA3178 | ESCUTCHEON | 2 | |
| 80 | PFS106 | SPIRE CLIP | 2 | |
| Front Doors: 2 Door Saloon, Tourer & Traveller Models - Internal Locking Only | | | | |
| | ADA1572 | HANDLE ASSEMBLY, outer, LH | 1 | |
| 86 | AAA3177 | PULL HANDLE, LH | 1 | |
| 87 | AAA1459 | PIN, handle pivot | 2 | |
| 88 | AAA2203 | PLUNGER, lock | 2 | |
| 89 | AAA3147 | PIN, plunger retaining | 1 | |
| 90 | AAA1449 | LATCH, internal lock | 1 | |
| | ADA4214 | LATCH, internal lock, LH door, RHD | 1 | from (c) 1039564 |
| | ADA4215 | LATCH, internal lock, RH door, LHD | 1 | |
| 91 | AAA1450 | CLIP, latch retaining | 1 | |
| 92 | AAA1457 | BOLT | 1 | |
| 93 | AAA1539 | SPRING, bolt | 2 | |
| 94 | AAA1458 | PIN, remote control link | 2 | |
| 95 | ADA803 | BUFFER | 2 | |
| 96 | AAA3178 | ESCUTCHEON | 2 | |
| 97 | PFS106 | SPIRE CLIP | 2 | |
| Door Lock Linkages | | | | |
| 4 Door Models: Front Doors | | | | |
| 100 | AAA3237 | REMOTE CONTROL, RH | 1 | |
| | AAA3264 | REMOTE CONTROL, LH | 1 | |
| 101 | AJD4244C | SCREW, remote control to door | 8 | |
| 102 | ADH656 | HANDLE, door release | 2 | |
| 103 | AAA2006 | SCREW | 2 | |
| 104 | AAA3265 | LINK | 2 | |
| 105 | AAA3523 | SLEEVE, anti rattle | 2 | |
| 106 | ALH1878 | RIVET, link to remote & lock | 2 | |
| 107 | AAA2072 | WASHER, wavy | 4 | |
| 108 | 2K9048 | WASHER, plain | 4 | |
| 109 | AAA3263 | LOCK ASSEMBLY, RH | 1 | |
| | AAA3239 | LOCK ASSEMBLY, LH | 1 | |
| 110 | AJD1442Z | SCREW, lock to door | 8 | |
| 111 | GHF331 | WASHER, spring | 8 | |
| 4 Door Models: Rear Doors | | | | |
| 120 | AAA3237 | REMOTE CONTROL, RH | 1 | |
| | AAA3264 | REMOTE CONTROL, LH | 1 | |
| 121 | AJD4244C | SCREW, remote control to door | 8 | |
| 122 | ADH656 | HANDLE, door release | 2 | |
| 123 | AAA2006 | SCREW | 2 | |
| 124 | AAA3266 | LINK | 2 | |
| 125 | AAA3266 | SLEEVE, anti rattle | 2 | |
| 126 | ALH1878 | RIVET, link to remote & lock | 2 | |
| 127 | AAA2072 | WASHER, wavy | 4 | |
| 128 | 2K9048 | WASHER, plain | 4 | |
| 129 | AAA3238 | LOCK ASSEMBLY, RH | 1 | |
| | AAA3239 | LOCK ASSEMBLY, LH | 1 | |



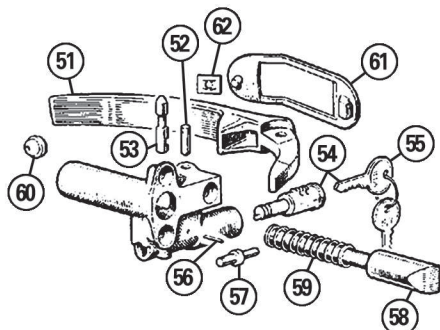
4 Door External Locking



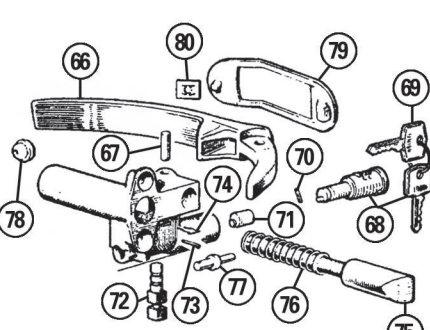
4 Door Internal Locking



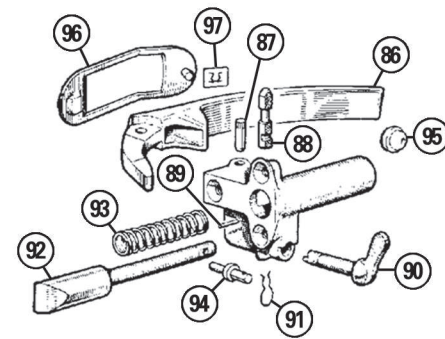
4 Door Rear



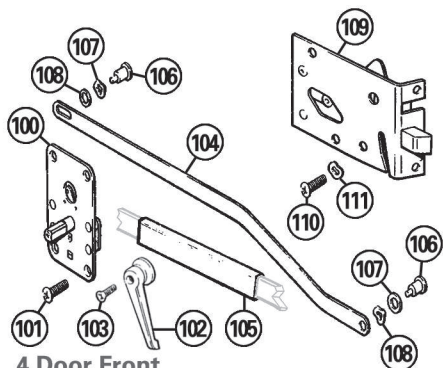
2 Door External Locking (Early)



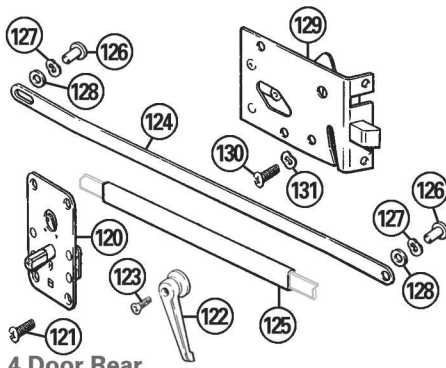
2 Door External Locking (Late)



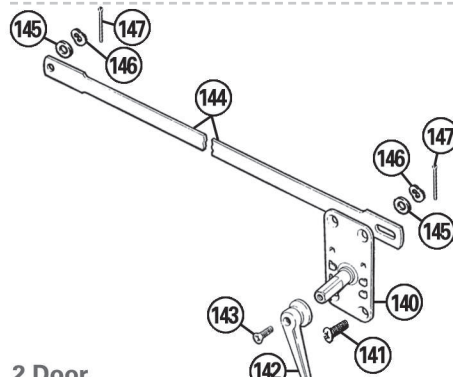
2 Door Internal Locking



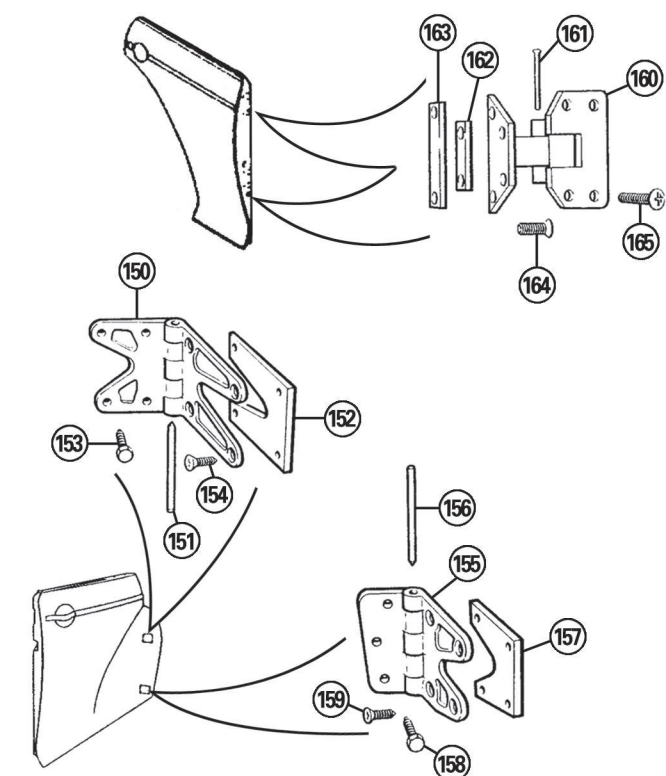
4 Door Front



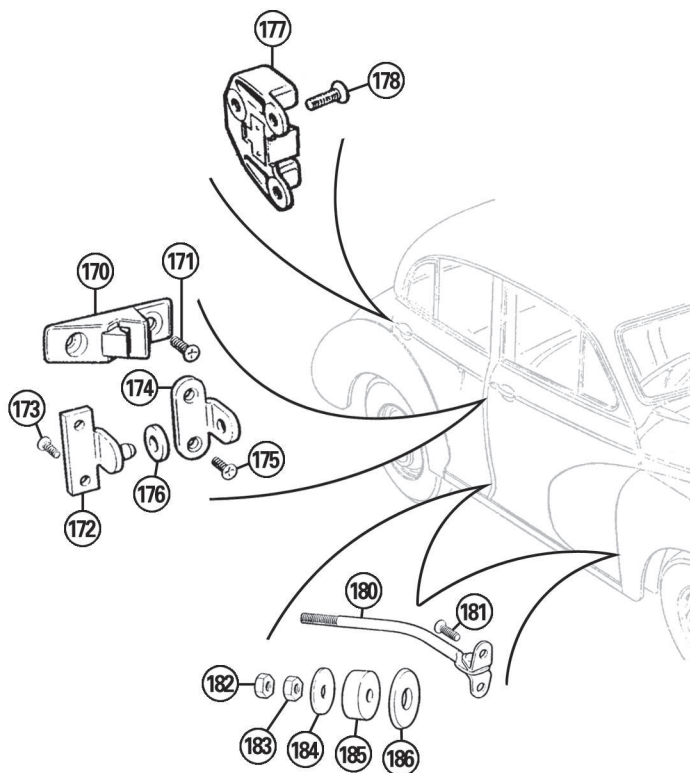
4 Door Rear



2 Door



Hinges



Catches & Checkstraps

ill. Part Number Description Req. Details

Door Handles & Locks (Continued)

Door Lock Linkages

4 Door Models: Rear Doors

| | | | |
|-----|----------|---------------------|---|
| 130 | AJD1442Z | SCREW, lock to door | 8 |
| 131 | GHF331 | WASHER, spring | 8 |

2 Door Models: Front Doors - Saloon, Tourer, & Traveller

| | | | |
|-----|----------|-------------------------------|---|
| 140 | AAA1433 | REMOTE CONTROL, RH | 1 |
| | AAA1434 | REMOTE CONTROL, LH | 1 |
| 141 | AJD4244C | SCREW, remote control to door | 8 |
| 142 | ADH656 | HANDLE, door release | 2 |
| 143 | AAA2006 | SCREW | 2 |
| 144 | AAA2007 | LINK | 2 |
| 145 | AAA1514 | WASHER, spring | 4 |
| 146 | PWZ103 | WASHER, plain | 4 |
| 147 | GHF501 | SPLIT PIN | 4 |

Door Hinges

Front Doors

| | | | |
|-----|-----------|-----------------------------------|-----|
| 150 | APA707R | HINGE, upper, RH | 1 |
| | APA708R | HINGE, upper, LH | 1 |
| | ALA2728R | HINGE, upper, RH, recon./exchange | 1 |
| | ALA2729R | HINGE, upper, LH, recon./exchange | 1 |
| 151 | AAA3577 | PIN, hinge, standard | 2 |
| | AAA3577OS | PIN, hinge, oversize | a/r |
| 152 | AAA1495 | NUT PLATE, upper | 2 |
| 153 | AJD4547ZP | SCREW, hinge to door | 8 |
| 154 | AAA1498 | BOLT, hinge to pillar | 7 |
| 155 | APA709R | HINGE, lower, RH | 1 |
| | APA710R | HINGE, lower, LH | 1 |
| | ALA2726R | HINGE, lower, RH, recon./exchange | 1 |
| | ALA2727R | HINGE, lower, LH, recon./exchange | 1 |
| 156 | AAA3577 | PIN, hinge, standard | 2 |
| | AAA3577OS | PIN, hinge, oversize | a/r |
| 157 | AAA1496 | NUT PLATE, lower | 2 |
| 158 | AJD4547ZP | SCREW, hinge to door | 8 |
| 159 | AAA1498 | BOLT, hinge to pillar | 7 |

Rear Doors

| | | | |
|-----|-----------|------------------------------|----|
| 160 | AAA3346R | HINGE, upper & lower | 4 |
| 161 | AAA4674 | PIN, hinge | 4 |
| 162 | AAA1574 | NUT PLATE, short | 4 |
| 163 | AAA1573 | NUT PLATE, long | 4 |
| 164 | AJD4547ZP | SCREW, hinge to door | 16 |
| 165 | AAA1640 | BOLT, hinge to pillar, upper | 8 |
| | AAA1498 | BOLT, hinge to pillar, lower | 8 |

Lock Strikers & Check Straps

Front Door Lock Strikers

| | | | |
|-----|----------|-----------------------|----|
| 170 | AAA3337 | PLATE, striker | 2 |
| 171 | AJD4245Z | SCREW | 12 |
| 172 | AAA1138 | PLATE, pin | 2 |
| 173 | AAA1648 | SCREW, plate to door | 4 |
| 174 | AAA1131 | PLATE, socket | 2 |
| 175 | AJD4245C | SCREW, socket to door | 4 |
| 176 | ADA2618 | WASHER, rubber | 2 |


Rear Door Lock Strikers

| | | | |
|-----|-----------|--------------------|---|
| 177 | AAA1578 | PLATE, striker, RH | 1 |
| | AAA1579 | PLATE, striker, LH | 1 |
| 178 | AJD4445ZP | SCREW | 6 |

Check Straps

| | | | |
|-----|-----------|-----------------------------------|----------|
| 180 | ADA3620/1 | CHECK STRAPS, front door, RH & LH | 1 pair |
| | AAA1575 | ARM, check strap, rear | 2 4 door |
| 181 | AJD4445Z | SCREW, arm to body | 4/8 |
| 182 | AJD8205Z | LOCK NUT | 2/4 |
| 183 | AJD8105Z | NUT | 2/4 |
| 184 | PWZ205 | WASHER, plain | 2/4 |
| 185 | ACA5264 | BUFFER | 2/4 |
| 186 | ADA834 | GROMMET, front | 2 |
| | AAA1572 | GROMMET, rear | 2 4 door |

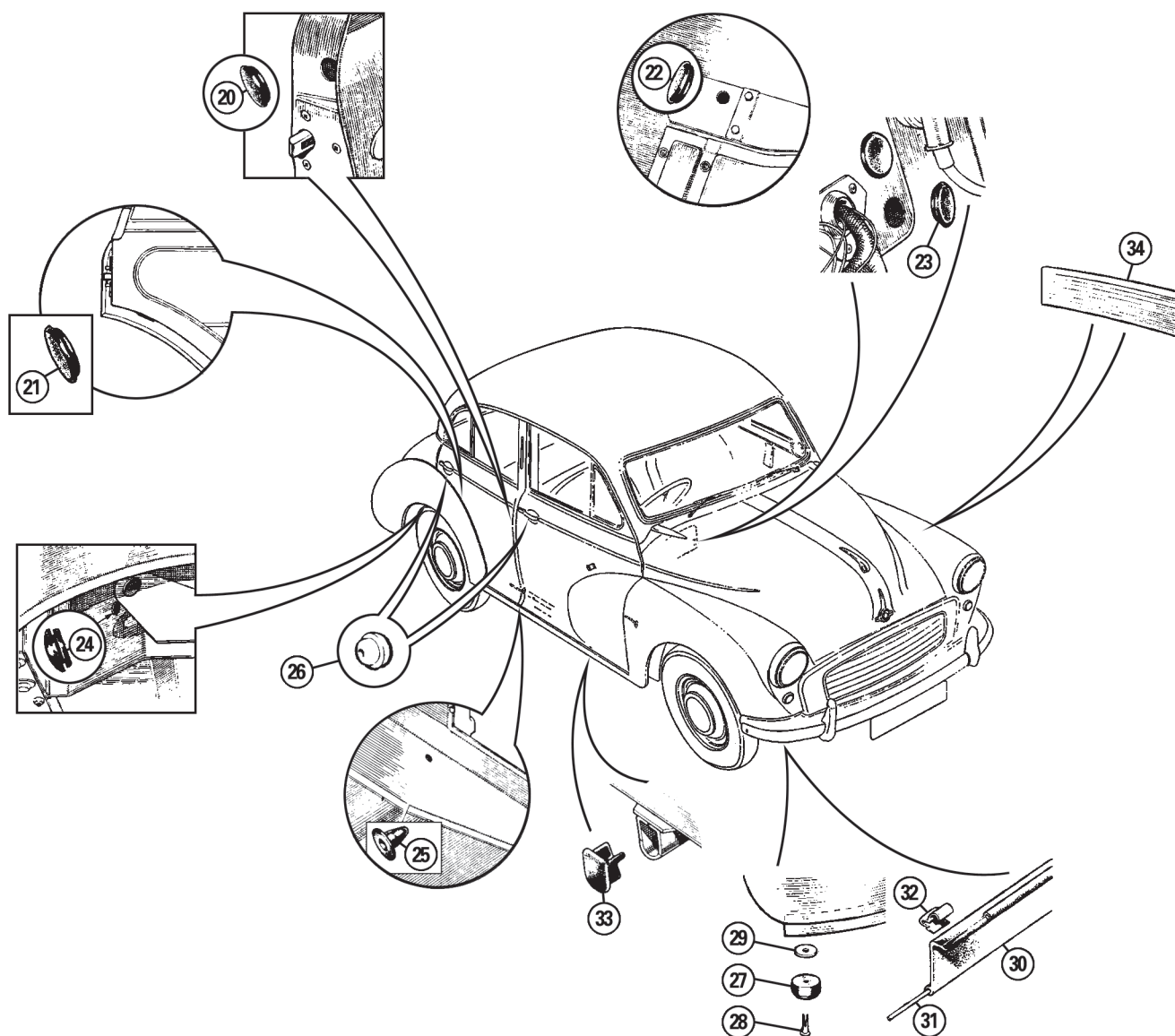
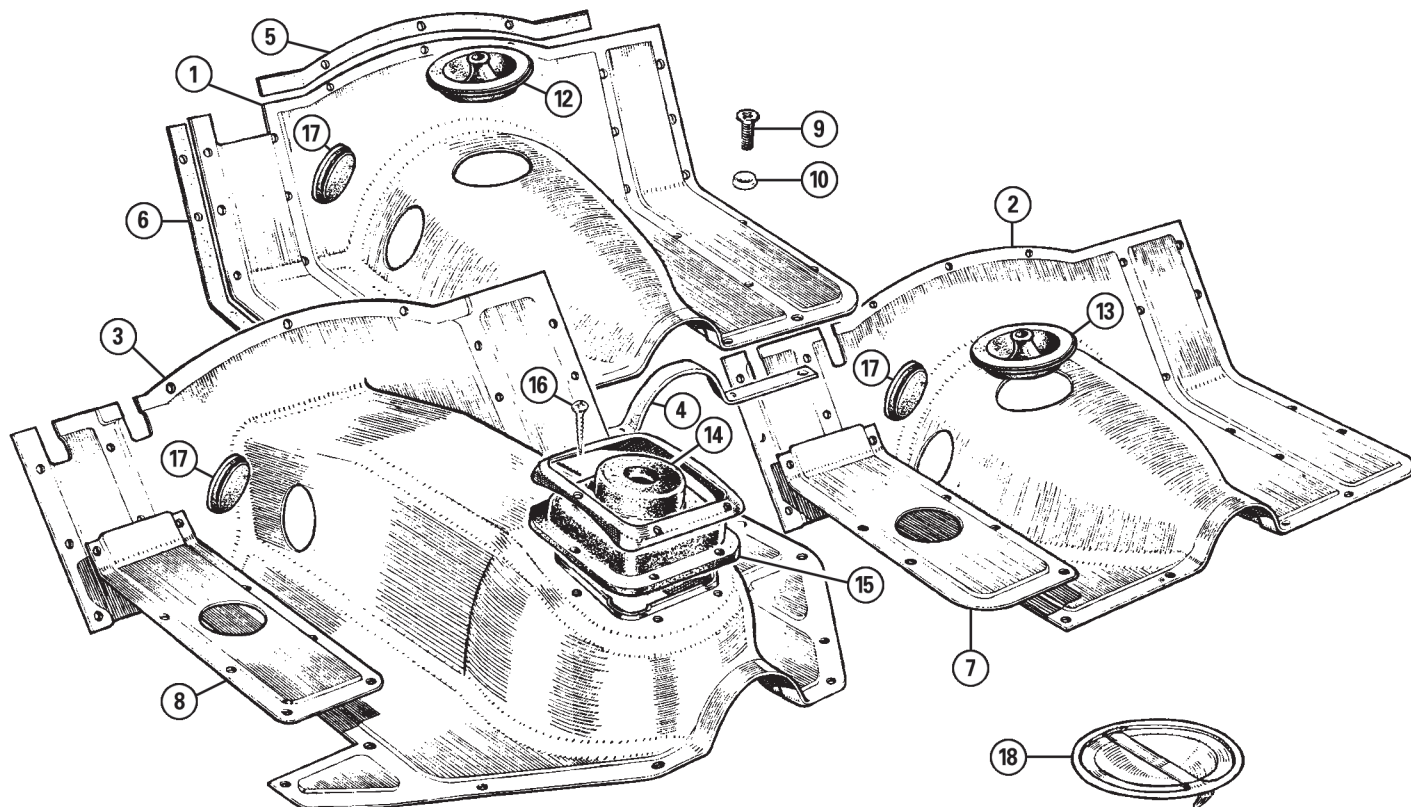
ill. Part Number Description Req. Details



Lock Sets

We offer complete car sets of door locks. The sets are based on 1098cc models, with locks on both front doors. Currently available for 2 & 4 door Saloon, Van & Pickup models as detailed below:

| | | | |
|--------|---|---|---------------|
| MM2DLS | LOCK SET, complete | 1 | 2 door Saloon |
| | (Inc: Front door, boot lid & ignition barrels with 2 matching keys). | | |
| MM4DLS | LOCK SET, complete | 1 | 4 door Saloon |
| | (Inc: Front door, boot lid & ignition barrels with 2 matching keys). | | |
| MMVDLS | LOCK SET, complete | 1 | Van & Pickup |
| | (Inc: Front door, Van rear door & ignition barrels with 2 matching keys). | | |



ill. Part Number Description Req. Details

Gearbox Cover, Plugs & Grommets and Wing Piping

Gearbox Covers & Fittings

| | | | | |
|----|----------|-----------------------------|----|-------------------|
| 1 | AAA4792 | COVER, gearbox, RHD | 1 |] to (c) 433612 |
| | AAA4793 | COVER, gearbox, LHD | 1 | |
| 2 | ALA834 | COVER, gearbox, RHD | 1 |] from (c) 433613 |
| | ALA835 | COVER, gearbox, LHD | 1 | |
| 3 | ALA1860 | COVER, gearbox, RHD | 1 |] from (c) 448801 |
| | ALA1861 | COVER, gearbox, LHD | 1 | |
| 4 | 182781 | SEAL, rubber, cover rear | 1 | |
| 5 | 182780 | SEAL, rubber, cover top | 1 | |
| 6 | 182782 | SEAL, rubber, cover sides | 2 | |
| 7 | ALA832 | COVER, master cylinder, RHD | 1 |] from (c) 433613 |
| | ALA833 | COVER, master cylinder, LHD | 1 | |
| 8 | ALA1868 | COVER, master cylinder | 1 |] from (c) 448801 |
| 9 | AJD2446B | SCREW, 1/4" BSF, brass | 19 | |
| | | (Gearbox cover). | | short |
| | AJD2448B | SCREW, 1/4" BSF, brass | 12 | long |
| | | (Gearbox cover). | | |
| 10 | ACA5374 | WASHER, cup | 31 | |
| 12 | 133343 | GAITER, gear lever | 1 | 918cc |
| 13 | ACA5208 | GAITER, gear lever | 1 | from (c) 160001 |
| 14 | ACA8147 | GAITER, gear lever | 1 |] from (c) 448801 |
| 15 | ALA1888 | RETAINER, gaiter | 1 | |
| 16 | GHF424 | SCREW | 6 | |
| 17 | ACA5300 | GROMMET, gearbox oil filler | 1 | |
| 18 | 129983 | COVER, axle oil filler | 1 |] to (c) 228266 |
| | | | | |
| | | | | except Traveller |

Grommets, Plugs & Buffers

| | | | | |
|----|---------|-------------------------------|-----|------------------------|
| 20 | AAA1781 | PLUG, front door | 6 | 2 door & Tourer |
| 21 | ADF511 | PLUG, rear door | 4 | |
| 22 | ACA5329 | PLUG, steering rack grease | 1 | |
| 23 | ADF511 | PLUG, water pipe hole | 2 | when heater not fitted |
| 24 | 133540 | PLUG, wheel arch | 2 | Traveller |
| 25 | ADA2493 | PLUG, sill member | 8 | from (c) 445369 |
| 26 | 2H8041 | BUFFER, exterior door handles | 2/4 | |
| 27 | 134990 | BUFFER, wing to valance | 2 | |
| 28 | BRP1110 | RIVET | 2 | |
| 29 | AJD7112 | WASHER | 2 | |
| 30 | ADA1596 | FLAP, lower valance, RH | 1 |] to (c) 448714 |
| | ADA1597 | FLAP, lower valance, LH | 1 | |
| 31 | ADA1605 | WIRE INSERT, flap | 4 | |
| 32 | ADA2657 | CLIP, lower valance | 6/8 | increased at |
| | | | | (c) 291140 |
| 33 | ACA5328 | PLUG, jacking bracket | 2 | from (c) 448801 |

Wing Piping

Note: Wing piping ceased on front wings from Saloon & Tourer (c) 307869 & Traveller (c) 305719.
The piping is supplied per metre.

| | | | |
|----|----------|--------------------------------|-----|
| 34 | 17H8368M | WING PIPING, Almond Green | a/r |
| | 17H8369M | WING PIPING, Black | a/r |
| | 47H9596M | WING PIPING, Clarendon Grey | a/r |
| | 47H9592M | WING PIPING, Clipper Blue | a/r |
| | 47H9595M | WING PIPING, Cream | a/r |
| | 47H9586M | WING PIPING, Dove Grey | a/r |
| | AAA3971M | WING PIPING, Empire Green | a/r |
| | 47H9593M | WING PIPING, Frilford Grey | a/r |
| | 47H9584M | WING PIPING, Highway Yellow | a/r |
| | ADE9615M | WING PIPING, Lilac | a/r |
| | 37H2727M | WING PIPING, Maroon 'B' | a/r |
| | 17H8370M | WING PIPING, Old English White | a/r |
| | 47H9591M | WING PIPING, Pearl Grey | a/r |
| | 37H2726M | WING PIPING, Peat | a/r |
| | 47H9589M | WING PIPING, Porcelain Green | a/r |
| | 17H8372M | WING PIPING, Rose Taupe | a/r |
| | 47H9599M | WING PIPING, Sage Green | a/r |
| | 17H8371M | WING PIPING, Smoke Grey | a/r |
| | 37H2728M | WING PIPING, Snowberry White | a/r |
| | 17H9180M | WING PIPING, Trafalgar Blue | a/r |
| | 47H9597M | WING PIPING, Turquoise | a/r |
| | 47H9588M | WING PIPING, Yukon Grey | a/r |
| | 47H9598M | WING PIPING, Dark Green | a/r |
| | 47H9594M | WING PIPING, Birch Grey | a/r |
| | ADA1704M | WING PIPING, Sandy Beige | a/r |

Bolts and Set Screws

3/16" UNF

| Hexagon Headed 3/8" A.F. Spanner Size | | |
|---------------------------------------|--------|-----------|
| Bolt | Length | Set Screw |
| | 3/8" | HU503 |
| | 1/2" | HU504 |
| | 5/8" | HU505 |
| | 3/4" | HU506 |
| | 7/8" | HU507 |
| | 1" | HU508 |

1/4" UNF

| Hexagon Headed 7/16" A.F. Spanner Size | | |
|--|--------|-----------|
| Bolt | Length | Set Screw |
| | 3/8" | SH604031 |
| | 1/2" | SH604041 |
| | 5/8" | SH604051 |
| | 3/4" | SH604061 |
| | 7/8" | SH604071 |
| BH604081 | 1" | SH604081 |
| BH604091 | 1 1/8" | SH604091 |
| BH604101 | 1 1/4" | SH604101 |
| BH604111 | 1 3/8" | SH604111 |
| BH604121 | 1 1/2" | SH604121 |
| BH604141 | 1 3/4" | SH604141 |
| BH604161 | 2" | SH604161 |
| BH604181 | 2 1/4" | |
| BH604201 | 2 1/2" | |
| BH604241 | 3" | |

5/16" UNF

| Hexagon Headed 1/2" A.F. Spanner Size | | |
|---------------------------------------|--------|-----------|
| Bolt | Length | Set Screw |
| | 3/8" | SH605031 |
| | 1/2" | SH605041 |
| | 5/8" | SH605051 |
| | 3/4" | SH605061 |
| | 7/8" | SH605071 |
| | 1" | SH605081 |
| BH605091 | 1 1/8" | SH605091 |
| BH605101 | 1 1/4" | SH605101 |
| BH605111 | 1 3/8" | SH605111 |
| BH605121 | 1 1/2" | SH605121 |
| BH605141 | 1 3/4" | SH605141 |
| BH605151 | 1 7/8" | SH605151 |
| BH605161 | 2" | SH605161 |
| BH605181 | 2 1/4" | SH605181 |
| BH605201 | 2 1/2" | SH605201 |
| BH605221 | 2 3/4" | SH605221 |
| BH605241 | 3" | SH605241 |

3/8" UNF

| Hexagon Headed 9/16" A.F. Spanner Size | | |
|--|--------|-----------|
| Bolt | Length | Set Screw |
| | 3/8" | SH606031 |
| | 1/2" | SH606041 |
| | 5/8" | SH606051 |
| | 3/4" | SH606061 |
| | 7/8" | SH606071 |
| BH606081 | 1" | SH606081 |
| BH606091 | 1 1/8" | SH606091 |
| BH606101 | 1 1/4" | SH606101 |
| BH606111 | 1 3/8" | SH606111 |
| BH606121 | 1 1/2" | SH606121 |
| BH606141 | 1 3/4" | SH606141 |
| BH606161 | 2" | SH606161 |
| BH606181 | 2 1/4" | SH606181 |
| BH606201 | 2 1/2" | SH606201 |
| BH606221 | 2 3/4" | |
| BH606241 | 3" | |
| BH606281 | 3 1/2" | |
| BH606321 | 4" | |

7/16" UNF

| Hexagon Headed 5/8" A.F. Spanner Size | | |
|---------------------------------------|--------|-----------|
| Bolt | Length | Set Screw |
| | 5/8" | SH607051 |
| | 3/4" | SH607061 |
| | 7/8" | SH607071 |
| | 1" | SH607081 |
| | 1 1/8" | SH607091 |
| | 1 1/4" | SH607101 |
| | 1 3/8" | SH607111 |
| BH607121 | 1 1/2" | SH607121 |
| BH607141 | 1 3/4" | SH607141 |
| BH607161 | 2" | SH607161 |
| BH607181 | 2 1/4" | SH607181 |
| BH607201 | 2 1/2" | |
| BH607241 | 3" | |

1/2" UNF

| Hexagon Headed 3/4" A.F. Spanner Size | | |
|---------------------------------------|--------|-----------|
| Bolt | Length | Set Screw |
| | 1/2" | SH608041 |
| | 5/8" | SH608051 |
| | 1" | SH608081 |
| | 1 1/2" | SH608121 |
| BH608141 | 1 3/4" | SH608141 |
| BH608161 | 2" | |
| BH608181 | 2 1/4" | |
| BH608201 | 2 1/2" | SH608201 |
| BH608241 | 3" | |

1/4" UNC

| Hexagon Headed 7/16" A.F. Spanner Size | | |
|--|--------|-----------|
| Bolt | Length | Set Screw |
| | 3/8" | SH504031 |
| | 1/2" | SH504041 |
| | 5/8" | SH504051 |
| | 3/4" | SH504061 |
| | 7/8" | SH504071 |
| | 1" | SH504081 |
| BH504091 | 1 1/8" | SH504091 |
| | 1 1/4" | SH504101 |
| BH504111 | 1 3/8" | SH504111 |
| BH504121 | 1 1/2" | SH504121 |
| BH504141 | 1 3/4" | SH504141 |
| BH504161 | 2" | |
| BH504181 | 2 1/4" | SH504181 |
| BH504201 | 2 1/2" | |

5/16" UNC

| Hexagon Headed 1/2" A.F. Spanner Size | | |
|---------------------------------------|--------|-----------|
| Bolt | Length | Set Screw |
| | 3/8" | SH505031 |
| | 1/2" | SH505041 |
| | 5/8" | SH505051 |
| | 3/4" | SH505061 |
| | 7/8" | SH505071 |
| | 1" | SH505081 |
| | 1 1/8" | SH505091 |
| BH505101 | 1 1/4" | SH505101 |
| BH505111 | 1 3/8" | SH505111 |
| BH505121 | 1 1/2" | SH505121 |
| BH505141 | 1 3/4" | SH505141 |
| BH505161 | 2" | |
| BH505181 | 2 1/4" | |
| BH505201 | 2 1/2" | SH505201 |
| BH505241 | 3" | |

3/8" UNC

| Hexagon Headed 9/16" A.F. Spanner Size | | |
|--|--------|-----------|
| Bolt | Length | Set Screw |
| | 1/2" | SH506041 |
| | 3/4" | SH506061 |
| | 7/8" | SH506071 |
| BH506081 | 1" | SH506081 |
| | 1 1/8" | SH506091 |
| | 1 1/4" | SH506101 |
| BH506111 | 1 3/8" | SH506111 |
| BH506121 | 1 1/2" | SH506121 |
| BH506141 | 1 3/4" | |
| BH506161 | 2" | SH506161 |
| BH506181 | 2 1/4" | |
| BH506201 | 2 1/2" | |
| BH506241 | 3" | SH506241 |

Screws

Self Tapping Screws

| Pan | Size | Length | Countersunk |
|----------|--------|--------|-------------|
| Headed | | | |
| AB604021 | No. 4 | 1/4" | AC604021 |
| AB606021 | No. 6 | 1/4" | |
| AB606031 | No. 6 | 3/8" | |
| AB606041 | No. 6 | 1/2" | AC606041 |
| AB606061 | No. 6 | 3/4" | AC606061 |
| AB606081 | No. 6 | 1" | AC606081 |
| AB608041 | No. 8 | 1/2" | AC608041 |
| AB608061 | No. 8 | 3/4" | AC608061 |
| AB608081 | No. 8 | 1" | |
| AB610041 | No. 10 | 1/2" | AC610041 |
| AB610061 | No. 10 | 3/4" | AC610061 |
| AB610081 | No. 10 | 1" | AC610081 |
| AB612041 | No. 12 | 1/2" | AC612041 |
| AB612061 | No. 12 | 3/4" | |
| AB612081 | No. 12 | 1" | AC612081 |
| AB614061 | No. 14 | 3/4" | AC614061 |
| AB614081 | No. 14 | 1" | AC614081 |

B

C

| | |
|---------------|--------------------------------|
| 1st digit | = Pan Head |
| 2nd/3rd digit | = Countersunk Head |
| 4th/5th | = thread type (coarse or fine) |
| 6th | = diameter |
| | = length in 1/8" increments |
| | = finish (1 = zinc plated) |

Screws (Cross Slot)

| Pan | Size | Length | Countersunk |
|----------|-----------|--------|-------------|
| Headed | | | |
| PMZ204 | No.6 UNC | 1/4" | CMZ204 |
| PMZ208 | No.6 UNC | 1/2" | CMZ208 |
| PMZ304 | No.10 UNF | 1/4" | CMZ304 |
| PMZ305 | No.10 UNF | 5/16" | CMZ305 |
| PMZ306 | No.10 UNF | 3/8" | CMZ306 |
| PMZ307 | No.10 UNF | 7/16" | CMZ307 |
| PMZ308 | No.10 UNF | 1/2" | CMZ308 |
| PMZ310 | No.10 UNF | 5/8" | CMZ310 |
| PMZ312 | No.10 UNF | 3/4" | CMZ312 |
| PMZ314 | No.10 UNF | 7/8" | |
| PMZ316 | No.10 UNF | 1" | CMZ316 |
| SE604041 | 1/4" UNF | 1/2" | SF604041 |
| SE604051 | 1/4" UNF | 5/8" | SF604051 |
| SE604061 | 1/4" UNF | 3/4" | SF604061 |
| SE604071 | 1/4" UNF | 7/8" | SF604071 |
| SE604081 | 1/4" UNF | 1" | SF604081 |
| SE604121 | 1/4" UNF | 1 1/2" | SF604121 |
| | 1/4" UNF | 1 3/4" | CMZ428 |
| SE605061 | 5/16" UNF | 3/4" | SF605061 |
| SE605081 | 5/16" UNF | 1" | SF605081 |

Nuts

Plain Nuts

| Full Nut | Thread | Spanner | Half Nut |
|----------|-----------|---------|----------|
| Size | | | |
| HN2003 | No. 6 UNF | 5/16" | |
| HN2005 | 3/16" UNF | 3/8" | |
| GHF206 | 3/16" UNF | 5/16" | |
| HN2007 | 1/4" UNF | 7/16" | NJ2107 |
| HN2008 | 5/16" UNF | 1/2" | JN2108 |
| HN2009 | 3/8" UNF | 9/16" | JN2109 |
| HN2010 | 7/16" UNF | 5/8" | JN2110 |
| HN2011 | 1/2" UNF | 3/4" | JN2111 |
| HN2012 | 9/16" UNF | 7/8" | JN2112 |
| HN2013 | 5/8" UNF | 15/16" | JN2113 |
| HN2057 | 1/4" UNC | 7/16" | JN2157 |
| HN2058 | 5/16" UNC | 1/2" | JN2158 |
| HN2059 | 3/8" UNC | 9/16" | JN2159 |

Nyloc Self Locking Nuts

| Full Nut | Thread | Spanner | Half Nut |
|----------|-----------|---------|----------|
| Size | | | |
| YN2905 | 3/16" UNF | 5/16" | |
| YN2907 | 1/4" UNF | 7/16" | GHF271 |
| YN2908 | 5/16" UNF | 1/2" | TN3208 |
| YN2909 | 3/8" UNF | 9/16" | TN3209 |
| YN2910 | 7/16" UNF | 5/8" | TN3210 |
| YN2911 | 1/2" UNF | 3/4" | TN3211 |
| YN2912 | 9/16" UNF | 7/8" | TN3212 |
| YN2913 | 5/8" UNF | 15/16" | TN3213 |

Self Locking, 'Aero' or all metal, 'Phillidas' Nuts UNF

| Full Nut | Thread | Spanner | Half Nut |
|----------|-----------|---------|----------|
| Size | | | |
| AN3507 | 1/4" UNF | 7/16" | |
| AN3508 | 5/16" UNF | 1/2" | |
| AN3509 | 3/8" UNF | 9/16" | |
| AN3510 | 7/16" UNF | 5/8" | |
| AN3511 | 1/2" UNF | 3/4" | |

Slotted Nuts

| Full Nut | Thread | Spanner | Half Nut |
|----------|-----------|---------|----------|
| Size | | | |
| ND606041 | 3/8" UNF | 9/16" | LN2209 |
| ND607041 | 7/16" UNF | 5/8" | NL607041 |
| ND608041 | 1/2" UNF | 3/4" | LN2211 |
| ND609041 | 9/16" UNF | 7/8" | LN2212 |
| ND610041 | 5/8" UNF | 15/16" | NL610041 |

Plain Brass - Manifold Nuts

| Full Nut | Thread Size | Spanner Size |
|----------|-------------|--------------|
| GHF261 | 5/16" UNF | 1/2" |
| GHF262 | 3/8" UNF | 9/16" |
| GHF270 | 5/16" UNC | 1/2" |
| GHF269 | 3/8" UNC | 9/16" |

Spring/Spire Nuts

| Flat Type | Screw Size | 'U' Type |
|-----------|------------|----------|
| GHF700 | No.6 | GHF711 |
| GHF701 | No.8 | GHF712 |
| GHF702 | No.10 | GHF713 |
| GHF703 | No.12 | GHF714 |
| GHF704 | No.14 | |

Captive Nuts

Captive nuts consist of a square nut & cage which we supply individually as required. Always match nut & cage A.F. sizes.

| Part | Description | Thread |
|--------|--------------------|--------|
| Number | | |
| NQ2707 | Nut, 7/16" AF | 1/4" |
| NQ2708 | Nut, 5/8" AF | 5/16" |
| CN4 | Nut, fits CN3 cage | 1/4" |
| CN5 | Nut, 1/2" AF | 5/16" |

| Part | Description | Spanner |
|--------|--------------|---------|
| Number | | |
| CN2 | Cage, square | 7/16" |
| CN3 | Cage, oblong | 7/16" |
| 600032 | Cage, square | 1/2" |

Washers

Shake-proof Washers

| Internal | Hole | External |
|----------|-------|----------|
| Star | | |
| WF704061 | No. 6 | WE704061 |
| WF702101 | 3/16" | WE702101 |
| WF600041 | 1/4" | WE600041 |
| WF600051 | 5/16" | WE600051 |
| WF600061 | 3/8" | WE600061 |
| WF600071 | 7/16" | WE600071 |
| WF600081 | 1/2" | WE600081 |
| WF600091 | 9/16" | WE600091 |
| WF600101 | 5/8" | WE600101 |

Spring Type Locking Washers

| Single Coil | Hole Size | Double Coil |
|-------------|-----------|-------------|
| WL700061 | No.6 | |
| WL700081 | No.8 | |
| WL700101 | 3/16" | AJD7721 |
| GHF331 | 1/4" | AJD7722 |
| GHF332 | 5/16" | AJD7731 |
| GHF333 | 3/8" | AJD7742 |
| GHF334 | 7/16" | |
| GHF335 | 1/2" | |
| GHF336 | 5/8" | |

Plain Washers

| Standard Type | Hole Size | Repair Type |
|---------------|-----------|-------------|
| | No.6 | WP3 |
| | No.8 | WP4 |
| GHF306 | 3/16" | WP5 |
| GHF300 | 1/4" | WP120 |
| GHF301 | 5/16" | WP105 |
| GHF302 | 3/8" | WP130 |
| GHF303 | 7/16" | WM69 |
| GHF304 | 1/2" | |
| | 9/16" | WP12 |
| | 5/8" | PWZ110 |

Sealing Washers

| Fibre Washer | Hole Size | Copper Washer |
|--------------|-----------|---------------|
| WF505 | 3/16" | |
| GHF342 | 1/4" | GHF361 |
| GHF343 | 5/16" | GHF362 |
| GHF344 | 3/8" | GHF363 |
| GHF345 | 7/16" | GHF364 |
| GHF346 | 1/2" | GHF365 |
| GHF347 | 9/16" | |
| GHF348 | 5/8" | |

SEAT COVERS & TRIM PANELS

Part of the Minor's charm is its simplicity. Throughout production the Minor featured a smart but functional interior which has helped the Minor retain much of its charm.


The interior trim went through a number of style changes throughout production, particularly between 1956 & 1964; these changes mainly occurred to the seat cover and trim panel designs.

We now stock the majority of interior trim panel designs for all Minor models from 1949-1971, available in leather or vinyl. Please see pages A28-A40 in the accessories section of this catalogue for our full range of Morris Minor seat covers, trim, headlinings, sun visors, fittings, parcel trays & gloveboxes. Series MM and series II trim are only made to special order; please contact us for more information.

Seat covers & trim colours



Autumn leaf Black Blue grey Biscuit



Cherokee red Maroon Navy blue Porcelain green

Please note: Colours may vary slightly to samples shown here, due to the limitations of the colour printing press, and should be used as a guide only.

CARPET SETS


We offer a range of carpets to suit the various models of the Minor, from the early MM series to the Van & Pick-up models.

Series MM & Series II are manufactured to the original design with stitched contour pieces over the tunnel and wheel arches. These carpets sets are only made to special order; please contact us for more information.

For Series III & V models we offer a moulded carpet set available in selected colours. These carpet sets feature a contoured tunnel and front wheel arch carpets. The tunnel carpet is designed to cover the handbrake bracket & cables giving a smart & tidy appearance. The footwell mats are backed with a special hard wearing PVC coating and feature fully bound edges with a heel mat on the driver's side. The non-moulded carpet sets are made from a tufted pile carpet and are stitched around the tunnel to form the shape. Due to the texture of the carpet these seams are concealed, giving a good finish. Carpet sets include instructions & fittings. Adhesive sold separately, please see our Restoration Tools catalogue for more information.

Van & Pick-up models have some unique trim components, including carpets, seat covers and door panels. Please see page A40 for more information.

Carpet set colours



Biscuit Black Blue Brown



Green Grey Navy blue Red

Please note: Colours may vary slightly to samples shown here, due to the limitations of the colour printing press, and should be used as a guide only.



SCA81111381



SCA8111521




SCA8311352



SCA8512520



SCA8312272



Trim panels



CSA825110




CSA8004



CHM228



CSA8001



CSA8002

DYNOLITE

EUROPE'S CLASSIC MOTOR OIL



CUSTOM BLENDED FOR CLASSICS

High performance lubricants and additives specifically created for classic, vintage and veteran vehicles.

Blended using high quality base oils combined with additives specially selected for their compatibility with metals and components used in the past, providing increased protection combined with a lower degree of acid and corrosion attack, less gumming and mud formation.



The Dynolite range is available in Moss stores and online at moss-europe.co.uk