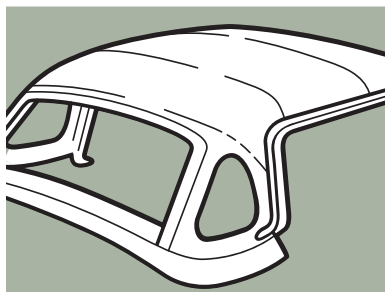
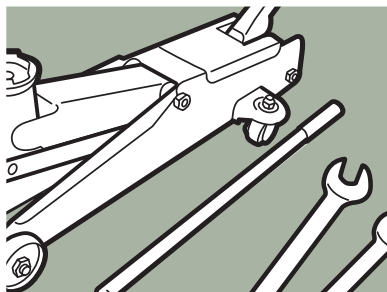




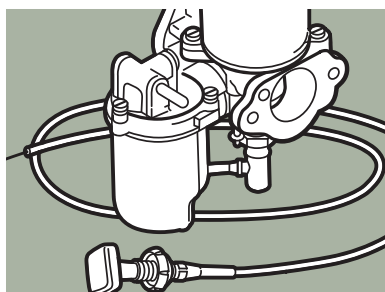
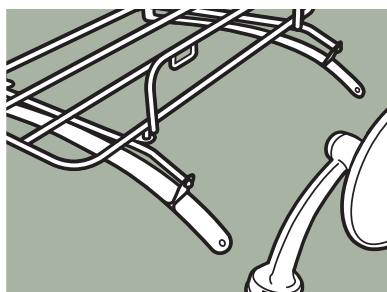
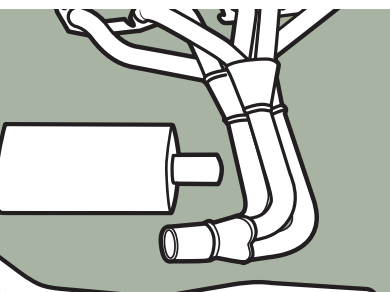




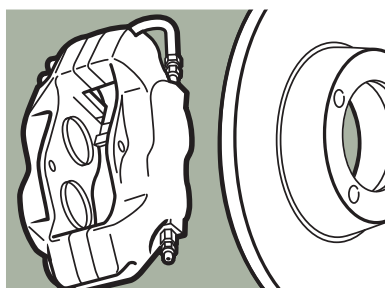



ISSUE 19

PARTS & ACCESSORIES FOR YOUR

# MGT

including technical advice and detailed schematics



PARTS • ACCESSORIES • TOOLS

[moss-europe.co.uk](http://moss-europe.co.uk) | [moss-europe.eu](http://moss-europe.eu)

# Shopping with Moss Europe in the EU



Moss has been supplying Classic Car parts to enthusiasts since 1948. We specialise in MG, Triumph, Austin-Healey, classic Mini, Jaguar, Morris, and Mazda MX-5 parts and accessories, and offer a wide range of tools and consumables. Benefitting from decades of experience, we are now one of the world's oldest and largest suppliers to owners of classic cars.

Today, our mission is to keep the great marques alive and well by supplying parts and accessories of the highest standard. We offer friendly, professional, and knowledgeable service, and hold a vast inventory of parts in stock, backed by fast, reliable delivery throughout Europe.

EU based customers can now shop with Moss in the EU without worrying about customs charges or import taxes, and can benefit from fast and reliable delivery sent from Moss Paris across the EU.

- ✓ No customs charges
- ✓ No import taxes
- ✓ EU to EU shipping
- ✓ EU based sales and customer service team
- ✓ English speaking staff



Moss fournit des pièces de voitures de collection aux passionnés depuis 1948. Nous sommes spécialisés dans les pièces et accessoires MG, Triumph, Austin-Healey, Mini classique, Jaguar, Morris et Mazda MX-5, et proposons une large gamme d'outils et de consommables. Forts de plusieurs décennies d'expérience, nous sommes de fait, l'un des plus anciens et des plus importants fournisseurs de propriétaires de voitures de collection au monde.

Aujourd'hui, notre mission est de maintenir les grandes marques en vie et en parfait état ce, en fournissant des pièces et des accessoires de la plus haute qualité. Nous offrons un service convivial, professionnel et compétent, et possédons une vaste gamme de pièces en stock, doublé d'une livraison rapide et fiable dans toute l'Europe.

Les clients basés au sein de l'UE peuvent désormais faire leurs achats chez Moss dans l'UE sans se soucier des frais de douane ou des taxes d'importation et peuvent bénéficier d'une livraison rapide et fiable expédiée depuis Moss Paris dans toute l'UE.

- ✓ Pas de frais de transitaire
- ✓ Pas de taxes d'importation
- ✓ Livraison de l'UE à l'UE
- ✓ Équipe de vente et de service à la clientèle basée dans l'UE
- ✓ Personnel parlant anglais



Moss versorgt Oldtimer-Liebhaber seit 1948 mit Einzelteilen für Ihre Klassiker und ist mit seiner jahrzehntelangen Erfahrung einer der ältesten und größten Anbieter für Kunden in diesem Segment. Zu unserem Repertoire zählen Autoteile und Zubehör für die Marken MG, Triumph, Austin-Healey, den klassischen Mini, Jaguar, Morris und den Mazda MX-5. Darüber hinaus bieten wir eine breite Palette an Werkzeugen und Verschleißteilen an.

Mit unserer Arbeit möchten wir die großen Marken am Leben erhalten und liefern hierzu die hochwertigsten Teile und Zubehörartikel. Unser umfassender Lagerbestand kann schnell und zuverlässig an verschiedene Orte in ganz Europa versandt werden. Unser freundlicher, professioneller und fachkundiger Kundenservice berät Sie gerne dazu.

Kunden aus der EU können nun dank EU-Versand über Moss Paris ganz sorgenfrei bei Moss bestellen, ohne Zollgebühren oder Importsteuern zu zahlen.

- ✓ Keine Zollgebühren
- ✓ Keine Importsteuern
- ✓ Versand innerhalb der EU
- ✓ Vertriebs- und Kundendienstbüro in der EU
- ✓ Englischsprachige Mitarbeiter



Moss fornisce parti per auto classiche agli appassionati dal 1948. Siamo specializzati in parti e accessori per MG, Triumph, Austin-Healey, Mini Classic, Jaguar, Morris e Mazda MX-5 e offriamo una vasta gamma di utensili e prodotti di consumo. Grazie all'esperienza decennale, ora siamo uno dei fornitori più vecchi e più grandi del mondo per i proprietari di auto classiche.

Oggi la nostra missione è mantenere vivi e in buone condizioni i grandi marchi, fornendo parti e accessori dello standard più elevato. Offriamo un servizio cordiale, professionale e competente e possediamo un vasto catalogo di parti in stock, supportato da un sistema di consegne veloce e affidabile in tutta Europa.

I clienti nell'UE ora possono acquistare da Moss nell'Unione Europea senza preoccuparsi di spese doganali o tasse di importazione e possono beneficiare della consegna veloce e affidabile da Moss Paris in tutta l'Unione.

- ✓ Niente spese doganali
- ✓ Niente tasse di importazione
- ✓ Spedizione in UE dall'UE
- ✓ Team di vendita e di assistenza clienti con sede in Europa
- ✓ Staff che parla la lingua inglese



Moss lleva suministrando piezas a los amantes de los deportivos clásicos desde 1948. Estamos especializados en piezas y accesorios de MG, Triumph, Austin-Healey, Mini clásico, Jaguar, Morris y Mazda MX-5, y ofrecemos una amplia variedad de herramientas y consumibles. Gracias a las décadas de experiencia acumuladas, ahora somos uno de los proveedores más antiguos y grandes del mundo para propietarios de coches clásicos.

Hoy nuestra misión es mantener vivas y presentes las grandes marcas suministrando piezas y accesorios de la más alta calidad. Ofrecemos un servicio cercano, experimentado y profesional, y poseemos un extenso inventario de piezas en stock que se ve respaldado por un servicio de entrega a toda Europa rápido y fiable.

Ahora, los clientes de la Unión Europea (UE) pueden adquirir los productos de Moss directamente desde su territorio, sin preocuparse por las tarifas aduaneras ni los aranceles, y beneficiarse así de un servicio de entrega rápido y fiable a toda la UE desde Moss París.

- ✓ Sin tarifas aduaneras
- ✓ Sin aranceles
- ✓ Envío de UE a UE
- ✓ Equipo comercial y de atención al cliente basado en la UE
- ✓ Le atendemos en inglés



A Moss tem vindo a fornecer peças de automóveis clássicos a entusiastas desde 1948. Especializamo-nos em peças e acessórios para MG, Triumph, Austin-Healey, Mini clássico, Jaguar, Morris e Mazda MX-5. Disponibilizamos também uma vasta gama de ferramentas e consumíveis. Com décadas de experiência, somos um dos maiores e mais antigos fornecedores de peças do mundo para proprietários de automóveis clássicos.

A nossa missão é manter as grandes marcas vivas e presentes, fornecendo peças e acessórios do mais alto nível. Oferecemos um serviço amigável, profissional e especializado, e mantemos um vasto inventário de peças em stock, apoiado por uma entrega rápida e fiável em toda a Europa.

Os clientes sedeados na UE podem agora efetuar compras na Moss Paris sem preocupações relativas a taxas aduaneiras ou impostos de importação, beneficiando também de entregas rápidas e fiáveis com envio a partir de França.

- ✓ Sem taxas aduaneiras
- ✓ Sem impostos de importação
- ✓ Envio da UE para a UE
- ✓ Equipa de vendas e apoio ao cliente sediada na UE
- ✓ Funcionários que falam inglês

<b>A</b>			
Adjustable oil pressure regulator .	A08		
Aeroscreens .	A15		
Air filters .	A12		
Alfin brake drums .	A06		
<b>B</b>			
Badge and lamp bars .	A14		
Badges .	A15		
Bar stool .	A28		
Battery cut-off switches .	A07		
Battery tray/liner .	A06		
Books & manuals .	A26		
Brake servo kit .	A06		
<b>C</b>			
Car covers .	A20		
Carburettor accessories .	A10		
Carpets set .	A24		
Centre armrests .	A24		
Centre lock spinners .	A21		
Cigar lighter .	A29		
Coil cover & bracket .	A07		
Cool bag .	A28		
Crankshaft .	A10		
Crankshaft oil seal kit .	A10		
Crown wheel & pinion kit .	A11		
<b>D</b>			
Damper conversion kit .	A05		
Dash kits .	A23		
Dashpot covers .	A12		
Decals .	A14		
Dipstick .	A08		
Distributors .	A07		
Drivers cap .	A27		
DVDs .	A26		
Dynamat .	A28		
Dynator charging systems .	A04		
<b>E</b>			
Earrings .	A29		
Embroidered patches .	A29		
Exhaust systems .	A04		
Exhaust tail pipe .	A04		
<b>F</b>			
Flags .	A28 & A30		
Flying helmet & goggles .	A27		
Fuel pump inertia switch kit .	A09		
Fuel pumps .	A09		
Fuel regulators .	A09		
<b>G</b>			
Garage signs .	A28		
Gear knobs .	A23		
Gear stick gaiter finisher kit .	A23		
Gearbox conversions .	A11		
General switches .	A18		
Grab handle .	A23		
Groser jets .	A11		
<b>H</b>			
Harness kits .	A25		
Headlamp peaks .	A19		
Headlamp protectors .	A19		
Headlamp relay kits .	A19		
Headlamps .	A19		
Heated blanket .	A29		
High torque starter motors .	A04		
Hoods .	A13		
Hoodies .	A27		
Horns .	A14		
HT leads .	A05		
Hubcaps .	A21		
<b>I</b>			
Ignition lead numbering set .	A04		
Interior trim .	A24		
<b>J</b>			
Jack bags .	A30		
<b>K</b>			
Key fobs .	A29		
Klingersil gasket .	A08		
Kneeling pad .	A28		
<b>L</b>			
Lamp covers .	A18		
Lamps .	A18-19		
Luggage racks .	A14		
<b>M</b>			
Mirrors .	A16-A17		
Model kits .	A30		
Moto-meter radiator caps .	A09		
Mugs .	A30		
<b>O</b>			
Oil cooler radiators & kits .	A08		
Oil filter conversion .	A08		
Overmats .	A24		
<b>P</b>			
Peak caps .	A27 & A29		
Piper air socks .	A12		
Plug caps & terminals .	A05		
Poster .	A29		
<b>R</b>			
Ram pipes .	A12		
Rev limiter .	A06		
Reverse & fog lamps .	A18		
Rocker covers .	A11		
<b>S</b>			
Screw jack .	A30		
Seat belt kits .	A24-25		
Seat belt shoulder pad .	A30		
Seat cover kits .	A24		
Shock absorber bush kit .	A05		
Shock absorber conversion kit .	A05		
Side screen covers .	A13		
<b>Signs .</b>	A28		
Spin on oil filter .	A08		
Sports coil .	A07		
Spot & fog lamps .	A18		
Steering wheel bosses .	A22		
Steering wheels .	A22-23		
Stone guards .	A19		
Sun catcher .	A28		
Sun visors .	A15		
Supercharger kit .	A12		
Switches .	A18		
<b>T</b>			
Threshold plates .	A15		
Throttle discs .	A11		
Tonneau covers .	A13		
Tool rolls .	A30		
Tracker .	A10		
Travel bags .	A26		
T-shirts .	A27		
Tyre valve caps .	A21		
<b>U</b>			
Umbrella .	A28		
<b>W</b>			
Waterproof blanket .	A29		
Wheel cylinder set .	A05		
Wheel trims .	A20		
Wind wings .	A15		
Wine & beer glasses .	A29		
Wire wheel conversion kits .	A21		
Wire wheels .	A21		
Wire wheels tools & essentials .	A20		
Workshop apron .	A29		

## Sections

Performance A04

Exterior A13

Interior A22

Personal A26

## BLACK & WHITE Restoration Section


Ordering  
Information 01

Restoration  
Parts 02

### BELL STAINLESS STEEL EXHAUST SYSTEMS

Bell stainless steel exhaust systems have stood the test of time and are the perfect upgrade for your classic cars mild steel exhaust system. Made from high quality stainless steel right here in the UK, these exhaust systems feature an improved exhaust note and increased longevity. These exhausts will last for years to come. For individual replacement components, exhaust mountings and detailed model specifications, please see the Restoration section.

Stainless steel exhaust system, TA .....	BSMGTA
Stainless steel exhaust system, TB .....	BSMGTB
Stainless steel exhaust system, TC .....	BSMGTC
Stainless steel exhaust system, TD .....	BSMGTD
Stainless steel exhaust system, TF .....	BSMGTF



### TOURIST TROPHY EXHAUST SYSTEM

This beautiful Tourist Trophy polished stainless steel sports exhaust system is available for TC, TD & TF models and is manufactured using the highest quality materials and workmanship. The system features a single silencer with a tail pipe designed to clear the overrider. The box is packed with a combination of stainless steel wire wool and fibreglass, this gives a throaty exhaust note under acceleration that isn't intrusive when cruising. Fitting kit sold separately.

**Warranty info:** This system is warranted to the original purchaser of record and for the original vehicle on which the product was installed, against defects in materials and workmanship for 5 years. Moss' sole obligation under this warranty shall be limited to repair or replacement at Moss' option, provided that the muffler discloses a manufacturing defect.

Warranty is void if any defects are caused by a physical impact of any kind.

- Manufactured from 1.2 mm thick 304 grade stainless steel.
- Entire mid-pipe/silencer is polished to a mirror shine.
- Tailpipe angled away from the overrider.
- 5 Year Limited Warranty (conditions apply).

Stainless steel exhaust system, TB-TC .....	454-511
Fitting kit for 454-511 exhaust system .....	454-513
Fitting kit for 454-538 exhaust system .....	454-539
Exhaust clamp Mikalor type, 1 7/8", 2 required .....	TT9933S
Hanger, 2 required. ....	412-040



### DYNATOR CHARGING SYSTEM

For owners wishing to fit an alternator but prefer to keep the original appearance for aesthetic reasons, or for competition scrutineering rules, the Dynator is the answer. Basically, it's an alternator in a dynamo casing, and comes complete ready to fit, available for positive and negative earth. Instructions provided.

Negative earth, with tacho .....	PT10802TT
Positive earth, with tacho. ....	PT10802TTP



### HT LEAD NUMBERING SET

Keep track of which ignition lead is which with a set of useful numbered sleeves.

HT lead numbering set, 4 cylinder .....

CRST255



### EXHAUST TAIL PIPE TRIM WITH MG LOGO

If you want that true classic look for your MG exhaust, this high quality cast aluminium clamshell shape tail pipe trim is just the thing, with the MG logo.

Exhaust tail pipe trim with MG logo .....	224-140
---	---------



### HIGH TORQUE STARTER MOTORS

Powerful, lightweight High Torque starter motor offering increased torque, especially useful on high compression engines. These are brand new (non-exchange) and a direct replacement.

High torque starter motor, TA .....	GEU9401X
High torque starter motor, TB-TC .....	GEU9403X
High torque starter motor, TD-TF .....	GEU9405X



## PLUG CAPS & IGNITION LEAD TERMINALS

Waterproof NGK plug caps in a choice of different angles to suit various applications and a HT terminal kit to fit push-in coils and distributor caps.

- |   |                                |       |         |
|---|--------------------------------|-------|---------|
| 1 | Straight plug cap, red, each   | ..... | NSB5    |
| 2 | Straight plug cap, black, each | ..... | NSB5BLK |
| 3 | 60° plug cap, red, each        | ..... | NYB5    |
| 4 | 60° plug cap, black, each      | ..... | NYB5BLK |
| 5 | 90° plug cap, red, each        | ..... | NLB5    |
| 6 | 90° plug cap, black, each      | ..... | NLB5BLK |
| 7 | Ignition lead end kit, each    | ..... | GCL1110 |



TT2982M

## COMPETITION HT LEAD

If you want a performance HT lead with the correct period look then this 'bumblebee' lead is a must. As per the original 'Lucas' type it features a high conductivity copper core with a yellow insulator featuring a black stripe.

Alternatively, use the standard black lead for an 'OE' look. We recommend you assemble leads with NGK suppressed plug caps.

- |                              |       |          |
|------------------------------|-------|----------|
| Bumblebee HT lead, per metre | ..... | TT2982M  |
| HT lead, black, per metre    | ..... | AAA5981M |



## SHOCK ABSORBER BUSH INSTALLATION KIT

Installing new Girling shock absorber bushes and link pins has been a great source of frustration for TA, TB, TC owners for years. Replacement bushes available over the years have been either very easy to fit, coming apart just as easily or nearly impossible to fit! Our kit includes detailed instructions.

- |   |       |           |
|---|-------|-----------|
| Shock absorber bush installation kit, TA & TC | ..... | MM385-890 |
|---|-------|-----------|



## WHEEL CYLINDER SET

The braking power of the typical T-series ranges anywhere between adequate to nightmarish. Moss now offers a complete wheel cylinder set with fantastic build quality that offers stopping performance that your vehicle hasn't seen since it was new.

Not only will your confidence increase when needing to stop, but also your budget will appreciate the cost savings that the complete kit offers over purchasing wheel cylinders individually.

- |                           |       |         |
|---------------------------|-------|---------|
| Wheel cylinder set, TD-TF | ..... | 180-628 |
|---------------------------|-------|---------|



## GAZ front coilover conversion kit

Replace your factory front suspension with modern day coilovers, providing a far superior ride and greatly increased road holding and performance. Suitable for the TD & TF only. A simple conversion complete with fitting instructions that will totally transform the feel of your T-Type.


- |                                   |       |           |
|-----------------------------------|-------|-----------|
| Gaz front coilover conversion kit | ..... | TMG40150G |
|-----------------------------------|-------|-----------|



## REAR TUBE SHOCK CONVERSION KIT

This telescopic damper conversion kit is designed to give improved ride and damping characteristics to your TD-TF. Featuring Koni adjustable dampers with bespoke brackets and comprehensive fitting instructions. Koni dampers are renowned for their quality and accurate damping control, dampers must be removed from the car to adjust the damping settings.

- |  |       |             |
|--|-------|-------------|
| Koni shock conversion kit, rear, TD-TF | ..... | 267-658     |
| Koni shocks, replacement, pair, TD-TF  | ..... | MM267-657PR |



## DAMPER CONVERSION KIT

This front damper conversion uses MGB front dampers with specially designed and modified upper trunnions.

Please note that this replaces the shocks on Armstrong equipped TD's only, and all TF's. TD's that had Girling dampers cannot use this conversion due to clearance problems. In order to use it, the TD must have the "relief bump" in the front wing to clear the damper body. The kit comes complete with everything needed except bolts to mount the damper. Existing damper mount bolts should be retained.

- |                                |       |         |
|--------------------------------|-------|---------|
| Damper conversion kit, TD & TF | ..... | 264-398 |
|--------------------------------|-------|---------|



TT3949

## REMOTE BRAKE SERVO KIT

For those who find the brake pedal rather hard after driving more modern vehicles, these remote servo kits make braking easier by reducing pedal effort. Suitable for all single line brake circuits they are remote mounted and easily plumbed into the hydraulic and vacuum systems of the car. We offer both a Lockheed and aftermarket kit, both are supplied with mounting brackets and hardware. (Union fittings to this servo are UNF thread. Please change the pipe unions to your specific requirements).

Remote brake servo kit, Lockheed ..... TT3949

Remote brake servo kit, aftermarket ..... TT3949Z



AAA846X

## REAR LEAF SPRINGS

These are sold separately, but must be fitted in pairs.

TA, TB, TC..... AAA846X

TD..... AAA2372

TF..... AAA5031



## AUTOMEC BRAKE PIPE SETS

These brake pipe sets are assembled with pride for your T-Type.. Each pipe is cut to the correct length, fitted with solid brass unions and marked clearly to indicate the correct location on the vehicle.

Using only top quality copper nickel tubing and manufactured in Great Britain specifically for braking systems.


RHD, TD, TF.....183-158

LHD, TD, TF.....183-168

## ALFIN STYLE BRAKE DRUM

These newly available Alfin style brake drums for the TC provide extra cooling to improve the braking efficiency, reducing brake fade under heavy braking.

Alfin style brake drum, each, TC.....456-910



## HUB BEARING NUT KIT


Now supplied in the more common 50mm, these nuts have an integrated lip-seal and are designed to keep oil from leaking onto your brake drums.

The kit includes two 50mm hex nuts with integrated lip-seal, two tab washers, and two stainless steel axles sleeves to provide a smooth sealing surface.

Hub bearing nut kit .....265-115



## PERTRONIX



222-573

## PERTRONIX IGNITION

These completely self-contained electronic ignition units offer a simple alternative to traditional points and condenser arrangement. They are easy to install with no external control boxes to mount and only two wires to hook up and no permanent modifications involved. The unit uses a lobe sensing, sealed Hall Effect sensor that is impervious to dirt, dust, moisture, or vibration, and retains standard advance curve. Unaffected by distributor shaft wear, maintains firing accuracy to within 1/4 degree, reduces spark scatter over the full rpm range. The kits include a rotor arm, fittings and instructions. One year warranty.

This new design of lobe sensing unit is suitable for all distributor cam types, symmetric, asymmetric or high lift. High Lift Cams were installed in units with the suffix E or subsequent letters.

As a rule of thumb, the MG TC and early MG TD had an Asymmetric cam. The later MG TD and some of the MG TF had a Symmetric cam. The later MG TF had a High Lift cam.

Pertronix Ignition, Lucas, positive earth ..... 222-563

Pertronix Ignition, Lucas, negative earth ..... 222-573

RL5



TT2987

## SMOOTH CUT REV LIMITERS

These rev limiters could save you from an expensive bill. Designed to allow full use of power up to maximum revs, where they will not exceed the preset limit. They work by progressively miss-timing the spark preventing an increase in engine speed from over revving due to missed gears or over exuberance.

SmoothCut rev limiter, 4 cyl., preset 6,000rpm ..... TT2987

SmoothCut rev limiter, adjustable limit ..... RL5



## CLASSIC GOLD BRAKE SHOES

Classic Gold products are developed to make your automotive repair and restoration possible. Each part is engineered to be as close to the original look, fit, finish and functionality of your original equipment (OE) parts, at an affordable price. These sets include 4 brake shoes for front or rear brakes.

Brake shoe set, TA, TB, TC.....182-110

Brake shoe set, TD, TF.....182-130



## BATTERY TRAY

This clever - yet functional item, completely hides all but the most terminal symptoms of battery box plague. Ribbed for strength, this battery tray not only protects against corrosion, but also makes cleaning around the battery easier.

Battery tray ..... AM7301

## BATTERY CUT-OFF SWITCHES

Battery cut-off switches are a good idea for all cars. Fitting one enables you to quickly isolate the battery and immobilise the car; ideal when working on your car, or if you intend to put your car into storage. Use with a battery conditioner, see our website or our Restoration Tools catalogue.



### Battery mounted cut-off switches

These cut-off switches simply mount to the battery post and feature a screw-in knob to break the circuit. Available with a bypass fuse to allow sufficient current to pass to operate clocks, alarms and coded radios, but if any attempt is made to start the car the fuse will blow.

Battery mounted cut-off switch . . . . . GAC3192X

Battery mounted cut-off switch with bypass fuse . . . . . GAC31921



### In-line cut-off switches

These cut off switches need to be fitted into the main battery to starter cable. The body of the switch should be mounted securely to the car and cables fitted using the terminal kit.

### Period cut-off switch

These are reproductions of the Lucas 'Battery Master Switch' which was a popular accessory on many British classics.

Period battery cut-off switch, short knob. . . . . 1B2804

Period battery cut-off switch, long knob . . . . . 1B2804L



### Motor sport cut-off switches

Battery cut-off switches are obligatory for competition cars and should be fitted with a cable for remote access.

Battery cut-off switch. . . . . TT7964

Battery cut-off switch, race spec, FIA approved. . . . . TT7962

Remote cable, 6 foot . . . . . TT79621

Spare key for switches TT7964 & TT7962. . . . . TT79641

Terminal kit for battery cable . . . . . TT7964TK



## COIL CLAMP & COVER

Brighten up your engine bay with our coil clamp and covers for standard coils only.

Stainless steel coil clamp only . . . . . GAC8470X

Stainless steel coil clamp & coil cover set . . . . . GAC8470CC

## CSI-IGNITION DISTRIBUTORS

CSI-Ignition distributors offer a fully electronic ignition system built into a modified Lucas 23D4 distributor housing, keeping as near as possible to the original appearance in the engine bay.

Gone are the points and condenser and mechanical advance mechanism, all replaced with a high quality electronic ignition system manufactured using military specification components for durability and reliability. These distributors are maintenance free (no points to adjust), and offer the benefits of, easier starting & smoother running, more torque & power, reduced fuel consumption & emissions. They also eliminate the weaknesses of mechanical timing advance and problems such as points bounce ensuring correct ignition timing throughout the rev range.



**"The new range of CSI-Ignition distributors is a breakthrough for classic car ignition systems".**

Each CSI-Ignition distributor features 16 easily switchable, optimised ignition curves to allow timing adjustment to suit your car's engine and fuel specifications. Alternative advance curves can be selected to suit your engine's state of tune making them ideal for modified engines. Curves are easily selected using a screwdriver in a rotary switch, with a bright flashing LED indicator to show the selected curve all concealed underneath the distributor cap.

The distributors are also available with an electronic immobiliser system to prevent unwanted starting of the engine. The immobiliser system features a compact receiver, which should be fitted close to the ignition switch but out of sight, and an electronic key.

All CSI-Ignition distributors for T-Types are specially modified 23D units they feature optimised curves, without vacuum units and will suit standard and modified engines. Please note: Some units may only be available To Order. More details are available on our website, search for CSI-Ignition Distributor.

Optimised, 23D4, positive earth . . . . . CSD5013571

Optimised, 23D4, negative earth. . . . . CSD5013581

Optimised with immobiliser, 23D4, positive earth . . . . . CSD5013671

Optimised with immobiliser, 23D4, negative earth . . . . . CSD5013681



## SPORTS COIL

You must use the conventional (non transformer) type coil with a minimum resistance of 2.5 Ohms, such as our sports coil TT2981 (3.0 Ohms) Bypass the ballast resistor if fitted. The use of a transistor type coil will damage the CSI distributor and invalidate any warranty.

Sport coil, non-ballast type, 3 ohms. . . . . TT2981

Ignition lead end kit . . . . . GCL1110



SPIN-ON OIL FILTER ADAPTOR KIT

Avoid messy oil changes and convert your engine from the original canister filter to a more efficient, modern spin on filter. Each conversion kit includes all the necessary pieced for installation, apart from the oil filter.

- Spin-on adaptor kit, TB, TC & TD to (e) 14223.....435-325
- Spin-on adaptor kit, TD from (e) 14224 & TF .....235-865



- Oil filter.....GFE173



KLINGERSIL GASKET

These gaskets are manufactured from a modern high performance synthetic material that can withstand much higher temperatures (up to 400°F) and extreme pressures (up to 750psi) making them ideal for fast road and competition engines.

- Gasket thermostat housing uprated ..... 115467X



OIL FILTER ASSEMBLY

This spin-on conversion for the MG TB, TC and early TD is manufactured in the UK and is designed to look like the original canister assembly. The body splits to expose the spin-on filter. The conversion kit comes complete with a filter included.


- Oil filter assembly, spin-on conversion .....435-375



OIL FILTER CONVERSION

This replacement filter assembly for the original TB-TD is a throw away type. The clever design uses inexpensive inserts making the entire package economical in the long run. Suitable for TB-TC and TD models up to (e) 14223.

- Oil filter conversion.....435-385



- Replacement oil filter.....435-395



OIL COOLER RADIATORS

The oil should be allowed to operate at its optimum temperature, not too hot and not too cold. Choose the one that best suits your purposes.

- Oil cooler radiator, 10 row, road use..... ARO9807
- Oil cooler radiator, 13 row, fast road..... ARA221
- Oil cooler radiator, 16 row, fast road/sprint ..... ARO9875
- Oil cooler radiator, 19 row, race ..... ARO9888



OIL COOLER INSTALLATION KITS

Oil thins as the temperature increases, thinner oil reduces oil pressure and is less effective at preventing metal to metal contact. Longer journeys or driving at sustained high speeds, tends to exacerbate the problem. Fitting an oil cooler minimises this effect and helps prevent engine damage. Our kits come with mounting brackets and unions in a variety of styles.



Thermostatic kits include a thermostat so the oil does not go through the cooler until it reaches operating temperature, giving quicker warm up. The radiator is supplied separately so you can choose the most appropriate size. TB, TC and early TD kits are for early vertically mounted oil filter applications. Late style kits incorporate a cast aluminium sandwich plate to fit between the oil pump and filter canister. Oil coolers are normally mounted below the splash apron. (Hose unions are 1/2" BSP).

- TB, TC & TD (TD to engine number 14223)..... MM235-935
- TD (engine number 14224 on), TF..... MM235-945



ADJUSTABLE OIL PRESSURE REGULATOR

This high quality machined period, high performance oil pressure regulator allows external adjustment of the engine oil pressure relief valve spring pre-load.

- Adjustable oil pressure regulator..... 435-550



FUEL TANK DIPSTICK

A simple yet effective way of ensuring you don't run out of fuel. Calibrated with US gallons on one side and car specifications on the back.

- Dipstick, TC TD & TF.....386-195

## HIGH CAPACITY FUEL PUMPS

The standard fuel pump may not be able to maintain adequate fuel flow and pressure at higher engine speeds, particularly with a tuned engine. The Facet range of fuel pumps will suit all standard and modified engines fitted with carburettors. They give constant fuel flow and pressure, even at high temperatures eliminating the problems associated with vapour lock.


The pumps are available in a variety of specifications to suit the engine's fuel pressure and flow requirements. Further fine tuning of the fuel pressure can be easily achieved by the use of a separate fuel regulator, see right. With safety in mind we recommend fitting a fuel pump inertia switch kit, so that in the event of an accident fuel delivery is automatically cut-off. Fuel lines may require adapting to install the new pump, check pipe sizes to select the correct unions, additional unions may be required.



### Cylindrical fuel pumps

Formerly known as interrupter type pumps, these heavy duty pumps can be fitted at the front or rear of the car and up to 600mm above the bottom of the fuel tank. Kits are supplied with mounting & 8mm unions, alternative size unions available.

- Cylindrical fuel pump kit, road, silver top . . . . . TMG2930K  
(Up to 150bhp, flow rate: 30 gal/hr, 4.0-5.50 psi, unions: 8mm x 1/8 npt).  
Cylindrical fuel pump kit, fast road, silver top. . . . . MGS2930K  
(Up to 200bhp, flow rate: 35 gal/hr, 6.0-7.0 psi, unions: 8mm x 1/8 npt).  
Cylindrical fuel pump kit, competition red top . . . . . MGS2932K  
(Above 200bhp, flow rate: 40 gal/hr, 6.0-8.0 psi, unions: 8mm x 1/8 npt).  
Cylindrical fuel pump only, competition, red top . . . . . TT2930  
(Above 200bhp, flow rate: 40 gal/hr, 6.0-8.0 psi, 1/4 npt threads).



### Solid state fuel pumps

These pumps should be mounted at the rear of the car (as they are designed to push fuel rather than draw fuel) and ideally below fuel tank level, although they will work up to 300mm above the bottom of the fuel tank. Kits are supplied with mounting & 8mm unions, alternative size unions available.

- Solid state fuel pump kit, fast road . . . . . TMG2931K  
(Up to 150bhp, flow rate: 32 gal/hr, 4.5-7 psi, unions: 8mm x 1/8 npt).  
Solid state fuel pump only, fast road . . . . . MGS2931  
(Up to 180bhp, flow rate: 34 gal/hr, 7.0-10.0 psi, 1/8 npt threads).




### Fuel pump unions

Use with the listed fuel pumps, please check thread and pipe size before ordering.

- Straight union, 6mm (1/4"), 1/8 npt. . . . . FPA903B  
Straight union, 8mm (5/16"), 1/8 npt. . . . . MOC1604  
Straight union, 10mm (3/8"), 1/4 npt. . . . . FPA904/B  
90° union, 8mm (5/16"), 1/8 npt . . . . . MOC1841  
90° unions, 8mm (5/16"), 1/4 npt, pair . . . . . TT2930A  
90° unions, 8mm (3/8"), 1/4 npt, pair . . . . . FPA902B

### Fuel filter union

- Unions, 6mm (1/4"), 1/8 npt, pair . . . . . TT29321



## FUEL REGULATORS

We recommend the fitment of a fuel regulator which allows fine adjustment to the fuel pressure to suit your requirements. Use a filter/regulator unless you already have a fuel filter fitted.

- 67mm deep glass filter/regulator, 1/4" union, ea. . . . . TT2927  
85mm deep glass filter/regulator, 5/16" union, ea. . . . . TT2928  
Replacement seal ring for glass bowl . . . . . TT29272  
Replacement filter element (TT2927) . . . . . TT29270  
Replacement filter element (TT2928) . . . . . TT29271  
Fuel pressure regulator, 1/4" union, each . . . . . TT2925  
Fuel pressure regulator, 5/16" union, each . . . . . TT2926



## FUEL PUMP INERTIA SWITCH KIT

This inertia switch is a good safety feature when using an electric fuel pump. The switch unit mounts to a vertical surface in the engine bay and in the unfortunate event of a crash cuts the power to the fuel pump preventing fuel spillage. Supplied with multi connector and tail leads to allow easy connections.

- Fuel pump inertia switch kit . . . . . C41220AX



## MOTO-METER & RADIATOR CAP

This superb product for TA to TD models is not only a well made and good looking accessory, but also very important if your T-Type came out of the factory without the optional water temperature gauge.

Available with a choice of plain or 'wreath' design bezels and with or without a cap.

- Moto-meter with wreath bezel & cap . . . . . 230-125  
Moto-meter with plain bezel & cap . . . . . 230-130  
Moto-meter with wreath bezel no cap . . . . . 230-103  
Moto-meter with plain bezel no cap . . . . . 230-104



BILLET CRANKSHAFT

These are the next generation of crankshafts. Engineered in England from solid EN40B steel billets, these crankshafts provide a strong foundation for your engine.



The crankshafts are machined using state of the art equipment to original MG specifications. Then the bearing journals are carefully polished before the crank is hardened and tempered to a T condition. Finally it is balanced and Nitrided to the highest quality finish.

Billet crankshaft..... AAA3105X



GROSE JETS FOR SU CARBURETTORS

Grose jets use a more modern ball valve so they won't stick open.

Grose jets for SU H/HS carburettors ..... GAC9201X



433-421

CRANKSHAFT OIL SEAL KIT

This kit replaces the antiquated and inefficient threaded slinger at the rear of the engine, a source of constant and consistent oil leaks. Contrary to other conversions which are presently being sold by others, which require extensive and irreversible modifications, this kit is easily installed when the instructions are followed exactly, and requires the drilling of only one small hole.

Rear oil seal conversion, TB-TF .....433-421

Replacement seal for above, TB-TF.....433-423



433-425

Speedi sleeve, TB-TF.....433-425

(Recommended to fit with 433-421).



370-735

GAC4149X

MG CARBURETTOR CAPS & FLOAT BOWL BOLT

These very distinctive solid brass dashpot damper caps for SU carburettors will improve your engine compartment. Your original damper rod must be re-used and pressed into the new cap. The solid brass float bowl bolt with MG logo complements the MG logo carburettor caps.

Carburettor caps with MG logo, pair ..... 370-735

Float bowl bolt, each..... GAC4149X



WZX1323

PLAIN THROTTLE DISCS FOR SU CARBURETTORS

If your throttle discs are fitted with a pop valve these should be replaced with plain discs to maximise air flow through the carburettors on full throttle.

Plain throttle disc for H2 ..... WZX1320

Plain throttle disc for H4 ..... WZX1323



386-385



WZX1177RP

OVERSIZED SHAFTS FOR SU CARBURETTORS

Worn throttle shafts and carburettor bodies cause bad idle and uneven running. This can be remedied by replacing your carburettors or by reaming out your carburettor bodies and fitting oversize throttle shafts.

Oversize throttle shafts for HS4..... WZX1177RP

Carburettor reamer .....386-385



224-240



224-245

## ALLOY ROCKER COVERS

An alloy rocker cover will improve the appearance of your engine bay and as an added advantage, will help to muffle valve train noise. Always fit a new gasket when replacing your rocker cover, and do not over tighten rocker cover nuts.

The non-finned covers for the TB, TC and TF have provision for the breather fittings to use the original air cleaners. The TD-TF finned cover has no provision for the air cleaner breather pipe. Please refer to the Restoration section for breather system.



224-226

224-225

- Non-finned cover with filler cap, MG logo, TB & TC .....224-225
- Chrome breather plug, TB & TC.....225-900
- Non-finned cover with filler cap, MG logo, TD .....224-226
- Finned cover with filler cap, MG logo, TF .....224-245



224-250




290-300

- Thumb nut for T-Type rocker cover, MG logo.....224-250
- Rocker cover gasket, TB-TC-TD & TF.....290-300
- Tappet cover plate, TB-TC-TD & TF .....224-240



433-345



290-600

- Brass bolt for tappet plate, MG logo .....433-345
- Gasket for tappet cover plate .....290-600

## 5 SPEED GEARBOX CONVERSIONS

Our precision engineered 5 speed gearbox conversion is based on the Ford Type 9 gearbox and has been designed to make the installation as simple as possible.



Precision engineered  
5 speed gearbox conversion...

The conversion kit is supplied separately to the gearbox assembly and you will need to check your clutch plate diameter before ordering. Conversion kits include a bespoke cast alloy bell housing, brackets and necessary hardware. For full specifications and separate components, please contact your nearest Moss branch or check our website for more details.

Please note: TF models also require a supplemental adaptor kit for the bumper tie bar and fan spacer modifications.

- 5 speed conversion, 7.25" clutch, RHD, TC .....041-490
- 5 speed conversion, 8" clutch, RHD, TC .....041-491
- 5 speed conversion, 7.25" clutch, LHD, TD .....041-460
- 5 speed conversion, 8" clutch, LHD, TD .....041-465
- 5 speed conversion, 7.25" clutch, RHD, TD..... 041-495RHD
- 5 speed conv., 8" clutch, LHD, TD & TF .....041-470
- 5 speed conv., 8" clutch, RHD, TD & TF ..... 041-500RHD

Adaptor kit, TF .....041-510  
(Use with required conversion kit).

Gearbox assembly, reconditioned.....041-855  
(Outright purchase).

### Replacement parts

- Seal kit.....041-855S
- Clutch plate, 7.25", TC & TD .....041-520
- Clutch plate, 8", TD & TF..... GCP116
- Speedo cable, 84", RHD, TC-TF .....041-595
- Speedo cable, 96", LHD, TC.....041-585



## CROWN WHEEL & PINION CONVERSION KIT

This complete crown wheel and pinion conversion kit consists of all the major parts needed to convert your TD or TF to the MGA crown wheel & pinion. It should be purchased in addition to the TD-TF crown wheel & pinion interchanges manual (part no. 212-350) which offers a step-by-step guide to converting the rear axle to accept MGA or ZA-ZB crown wheel & pinion. The kit does not include parts for a normal rebuild that may be required, these will need to be purchased separately. The kit includes crown wheel & pinion, spacer, pinion bearings and CW&P nut.

- CW&P conversion kit, 4.55:1, TD-TF .....102262K
- CW&P interchange manual, TD-TF ..... 212-350



SUPERCHARGER KIT

Supercharging has a prominent place in British car history, going back as early as the 1920s. In the 1950s and 60s, aftermarket suppliers such as Judson, Marshall, Shorrock and Wade popularized the blower as a reliable method for improving performance. Today, Moss Europe is actively reviving the tradition of supercharged British cars combining old-world attention to detail along with the advances of modern technology.

It has been a number of years since we last offered a TC/TD supercharger. We're proud to announce that a new kit is coming soon, and it's better than ever. Our new, complete supercharger kit is designed expressly for the MG TC/TD, using a modern Eaton blower supplying 5-6 psi of boost. You may expect a horsepower increase of around 40 percent. Step off the line with an authority your car has never known. Power delivery is strong and linear, and smoothness at idle is not compromised.

Appearance is important, so the Moss kit is designed to compliment your car's vintage good looks. We use a period correct 1 1/2" SU carburettor, and a traditional v-belt drive. Everything necessary for installation is included in the kit. Our new intake manifold casting has been designed to optimize flow, and even incorporates a traditional MG factory "Safety Fast" motto. With our step by step installation manual, you can install the kit yourself.

This supercharger system is designed to supplement an engine in good condition, not make up for lost power in a tired one. If your car has an old, fatigued engine you will want to overhaul it first.

Supercharger kit, TC-TD .....150-030  
Drive belt, replacement .....053-356



DASHPOT COVERS FOR SU CARBURETTORS

Dashpot covers are an ideal way to enhance and brighten the engine bay.


HS2 dashpot cover, silver. .... SFR22  
HS4 dashpot cover, silver. .... SFR23  
HS4 dashpot cover, anodised blue. ....SFR23B  
HS4 dashpot cover, anodised red. ....SFR23R  
HS4 dashpot cover, chrome. ....SFR150



STELLING & HELLINGS AIR FILTERS

Stelling & Hellings air filters were a popular aftermarket air filter used on many American hot rods & sports cars. Their filters were supplied as original equipment on the 427 Cobra. Exact reproductions of the period chrome plated slim line filters as used on T-Types.

Stelling & Hellings air filter, SU carbs., 1 1/4", each .....223-100  
Stelling & Hellings air filter, SU carbs., 1 1/2", each .....223-200



PIPERCROSS AIR SOCKS

These air socks can be used with our piper ram pipes. They are supplied in pairs at 100mm long. They can be cut to size, though you must leave a minimum of 30mm between the inner face and the ram pipe mouth.

Pircross air socks, pair ..... PXC1050



RAM PIPES

Ram pipes (except period style) are fitted inside the air filter to help smooth the air flow into the carburettor. The shorter the ram pipe the higher up the rev range power is produced. If using with an air filter, a minimum clearance of 1 1/2" between the ram pipe and the filter case is recommended to ensure maximum air flow.

- Ram pipes for SU carburettors
- 1 HS4, K&N ram pipe .....KN85-5039
  - HS2 Piper ram pipe, 30mm .....SFR230
  - 2 HS4 Piper ram pipe, 30mm .....SFR430
  - 3 HS2 period ram pipe, short .....SFR1
  - HS4 period ram pipe, short .....SFR2
  - HS2 period ram pipe, long. ....SFR4
  - 4 HS4 period ram pipe, long. ....SFR8



241-255

## TONNEAU COVERS

Protect your interior from prying eyes and the harmful effects of the sun's rays when parked with the hood down with a quality tonneau cover made to the original specifications. For full details and hood/frame fixings, please refer to the restoration section. Contact Moss for special requirements.

Tonneau, full, double duck, black, TA & TB .....	449-260
Tonneau, full, double duck, tan, TA & TB .....	449-255
Tonneau, full, stayfast, black, TA & TB .....	449-261
Tonneau, full, stayfast, tan, TA & TB .....	449-256
Tonneau, half, double duck, black, TA & TB .....	449-270
Tonneau, half, double duck, tan, TA & TB .....	449-265
Tonneau, half, stayfast, black, TA & TB .....	449-271
Tonneau, full, double duck, black, TC .....	241-140
Tonneau, full, double duck, tan, TC .....	241-150
Tonneau, full, stayfast, black, TC .....	241-141
Tonneau, full, stayfast, tan, TC .....	241-151
Tonneau, half, double duck, black, TC .....	241-145
Tonneau, half, double duck, tan, TC .....	241-155
Tonneau, half, stayfast, black, TC .....	241-146
Tonneau, half, stayfast, tan, TC .....	241-156
Tonneau, full, vinyl, black, TD .....	241-220
Tonneau, full, double duck, black, TD .....	241-240
Tonneau, full, double duck, tan, TD .....	241-250
Tonneau, full, stayfast, black, TD .....	241-241
Tonneau, full, stayfast, tan, TD .....	241-251
Tonneau, half, double duck, black, TD .....	241-245
Tonneau, half, double duck, tan, TD .....	241-255
Tonneau, half, stayfast, black, TD .....	241-246
Tonneau, half, stayfast, tan, TD .....	241-256
Tonneau, full, double duck, black, TF .....	241-340
Tonneau, full, vinyl, black, TF .....	241-320
Tonneau, full, double duck, tan, TF .....	241-350
Tonneau, full, stayfast, black, TF .....	241-341
Tonneau, full, stayfast, tan, TF .....	241-351
Tonneau, half, double duck, black, TF .....	241-345
Tonneau, half, double duck, tan, TF .....	241-355
Tonneau, half, stayfast, black, TF .....	241-346
Tonneau, half, stayfast, tan, TF .....	241-356

### Tonneau stowage bags

Tonneau cover stowage bag .....	242-605
Tonneau rail stowage bag .....	AHH6757

242-270



## VINYL, STAYFAST & DOUBLE DUCK HOODS

The hoods supplied by Moss are made on jigs matching those used by the factory, by staff that have over 100 years' experience in hood manufacturing between them.

The vinyl we use is from the same supplier that originally supplied the factory, these are the closest you will get to an original hood in terms of quality, fit and appearance. Double duck material is a canvas based material which, whilst being durable, is prone to fading in direct sunlight. Stayfast is a high quality material that is resistant to fade, but can be more difficult to fit as it has less stretch than vinyl based materials.

241-905



## HOODS

Special note: Originally, TA, TB and early TC's were trimmed in black duck (a heavy single ply canvas), later TC's and TD's were trimmed in the same material, but with a tan duck, which was a light khaki tan.

TF's were originally trimmed in a multi-ply canvas material, which was light tan. As these materials are now obsolete, we use high quality double duck.

Split window, double duck, black, TA & TB .....	449-256
Split window, double duck, tan, TA & TB .....	449-245
Split window, stayfast, black, TA & TB .....	449-251
Split window, stayfast, tan, TA & TB .....	449-246
Single window, double duck, black, TC .....	241-950
Single window, double duck, tan, TC .....	241-970
Single window, stayfast, black, TC .....	241-951
Single window, stayfast, tan, TC .....	241-971
Split window, double duck, black, TC .....	241-915
Split window, double duck, tan, TC .....	241-905
Split window, stayfast, black, TC .....	241-906
Split window, stayfast, tan, TC .....	241-916
2 bow, vinyl - black, TD .....	242-010
2 bow, double duck, black, TD .....	242-050
2 bow, double duck, tan, TD .....	242-070
2 bow, stayfast, black, TD .....	242-051
2 bow, stayfast, tan, TD .....	242-071
3 bow, vinyl, black, TD .....	242-110
3 bow, double, duck, black, TD .....	242-150
3 bow, double, duck, tan, TD .....	242-170
3 bow, stayfast, black, TD .....	242-151
3 bow, stayfast, tan, TD .....	242-171
Vinyl, black, TF all models .....	242-210
Double duck, black, TF all models .....	242-250
Double duck, tan, TF all models .....	242-270
Stayfast, black, TF all models .....	242-251
Stayfast, tan, TF all models .....	242-251
Chrome end cap finisher, all models .....	AKE1762CAP



WINDTONE HORN SET

The distinctive sounding Lucas style windtone horns are superb replicas of the horns fitted to many classic cars including MG T-Types.

1B9007/8



ALTETTE HORN

High quality Altette style horn, an exact reproduction of the TC original.

165-900



TWIN AIR HORNS

Our twin air horn set includes two tuned horns, a heavy duty die cast compressor, all necessary fittings and full instructions.


GAC9978X



CLASSIC HORN

A direct replacement horn finished in luscious chrome. 105mm diameter.

MT9143



TD RUNYON RACK

This is a reproduction of the 1950s accessory rack sold by Runyon in Los Angeles. Folding out or retracting, the rack is an easy one-handed operation.

TD Runyon rack, chrome/stainless steel .....243-705



DECALS

A small selection from our range of decals available for your car, please refer to the main catalogue for a listing of the exact requirements for your model.

- BMC rosette, external. .... CRTR208
- BMC rosette, internal. .... CRTR204
- BMC Special Tuning rosette, external ..... CRTR207
- BMC Special Tuning rosette, internal ..... CRTR207A



- Negative earth sticker .....CRST113
- Lucas coil sticker. ....CRST156



CHROME BADGE & LAMP BARS

Badge bars give your classic that true period appearance.

- TD & TF ..... 451-060  
(Fits between bumper and front frame extension, so it does not touch the body).
- Badge bar, less brackets, TA & TC. .... 451-070
- Bracket for badge bar,LH ..... 406-310
- Bracket for badge bar, RH ..... 406-320

GAC8041X



GAC8042X



BADGE BAR & MOUNTING CLIPS

- Clip, badges to bar. ....GAC8041X
- Clip, badges to grille .....GAC8042X



HIGH MOUNT LUGGAGE RACKS

Luggage racks are an extremely useful accessory, particularly when touring providing invaluable extra space and will give that true British sports car look.

High mount factory style luggage racks

- Chrome, TA & TC .....244-400
- Stainless steel, TA & TC.....244-410
- Chrome, TD .....244-500
- Stainless steel, TD .....244-510
- Chrome, TF.....244-600
- Stainless steel, TF .....244-610



## WIND WINGS

These polished clear plexiglass wind wings simply clip on to the side of the windscreen frame, so there is no need for drilling. And yes, they really do work!

Wind wing set, pair, TC-TF. . . . . 240-100  
Bracket, each, replacement . . . . . 240-151

## DOOR THRESHOLD PLATES

*The M.G. Car Company Ltd.*

*The M.G. Car Company Ltd.*

Protect your paint from scuffs and scratches and add a finishing touch of class to your MG. Our highly polished stainless steel door step threshold plates can be fitted by screws, rivets, glue, or double sided tape. Our brushed aluminium treadplates can only be screw fixed to the car. Fittings not included, supplied as a pair unless otherwise stated.

Threshold plates, 'The M.G. Car Company Ltd.' . . . . . 451-398



## BROOKLANDS AEROSCREEN

These period style aeroscreens feature a polished cast aluminium frame, chrome plated fittings, complete with mounting brackets and laminated safety glass.

Aeroscreen with fittings, each . . . . . 700896  
Aeroscreen fitting kit . . . . . 700896FK  
Fixing screw, each . . . . . AD608063  
Attachment bolt, each . . . . . 602078



## PLEXIGLASS SUN VISOR

Our polished and tinted plexiglass sun visor is suitable for MG TC, TD and TF. They fit on the top of the windscreen frame. (Requires drilling).

Plexiglass sun visor, each, TC-TF . . . . . MM240-300  
Bracket, each, replacement. . . . . 240-151



BMC Drivers Club  
GAC9967X



British Motor Racing  
Marshals Club  
GAC9987X



British Racing &  
Sports Car Club  
GAC9969X



BARC Brooklands  
GAC9966X



UK mainland  
105-432



St. Christopher  
GAC9970X



England Union flag  
GAC8043X



GB letters stick on,  
chrome  
MRD1034SA



GB letters set  
3 piece, chrome  
MRD1034A



Union flag stick on,  
chrome  
GAC4100CR



RAC diamond  
GAC9971X



RAC round laurel  
GAC1028X



RAC  
GAC8045X



Union flag 'flying'  
DAG000080MMM



Union flag screw fit,  
35 x 57mm, chrome  
GAC4101



Union flag, magnetic  
MM215-330



Union & chequered  
flag, 42 x 24mm  
DAG000070MMM



Union flag screw  
fit, 30 x 50mm  
GAC4100



Union flag stick on,  
pair  
CRST186



FRAME MOUNTED MIRRORS

TA, TB and TC style. Note: Windscreen bracket will require drilling, as will the frame if you wish to mount a (LH) mirror in the TA-TC style. See Restoration section for detailed illustration.

Side mounted mirror, inc. bracket, RH	407-350
Side mounted mirror, head only	407-347
Replacement glass, convex	407-357
Mounting bracket, RH	407-400
Mounting bracket, LH	407-500



TA & TC Screw, 2 required	323-090
TD & TF Screw, 2 required	AJD2246

165-511



WINDSCREEN MIRRORS

Give your T-series some real rear-view mirrors that are easy to install and can be removed quickly as well with no modifications to your car. The Moss R&D team have built these mirrors with available convex or flat mirrors to suit your vision comfort. Mirrors are sold individually and install to the windscreen pivot hardware using the existing wingnuts. Some minor assembly is required.

Windscreen mirror, convex, RH, each, TA-TF	165-511
Windscreen mirror, convex, LH, each, TA-TF	165-512
Windscreen mirror, flat RH, each, TA-TF	165-513
Windscreen mirror, flat LH, each, TA-TF	165-514



EASY FIT SIDE MIRROR BRACKET

The TA, TB and TC mirror bracket was screwed to the frame, if you wanted to fit the mirror to the left side of the windscreen frame on TD and TF models, holes needed to be drilled and tapped, but now our easy fit (no drilling required) bracket is suitable for right hand or left hand, fitting directly into the securing slot of the windscreen. Use with mirror head 407-347 to give you excellent rear visibility - even with a high mount luggage rack installed.

Easy fit side mirror bracket kit	407-488
Side mounted mirror, head only	407-347



WM1904

## WING MIRRORS

Tourist Trophy wing mirrors. These are most effective when mounted on the top of the wing just above the front axle. Some people have trouble seeing the driver side mirror if mounted closer to the screen. Try various locations before drilling any holes.

### Long arm style (fixed type)

Convex glass, chrome, RH. . . . . WM1904

Convex glass, chrome, LH. . . . . WM1905



WM1907

Flat glass, chrome, RH. . . . . WM1906

Flat glass, chrome, LH. . . . . WM1907



GAM1001

Flat glass, chrome, RH/LH, each, wing only. . . . . GAM1001



GAM1001X

Flat glass, chrome, RH/LH, each. . . . . GAM1001X



GAM117

### Later 'rectangular' style (spring back type)

Flat glass, chrome, RH/LH, each. . . . . GAM118

Convex glass, chrome, RH/LH, each. . . . . GAM117



222-355

222-356

## RAYDYOT REPRODUCTION MIRRORS

Raydyot mirrors were often bolted to racing and performance cars in the 1950s and 1960s. Their brushed aluminium design was extremely lightweight and strong. Moss has captured not only the distinctive look and character of the original Raydyot mirror, our aluminium reproductions also share the same performance advantages.

Raydyot, flat glass, aluminium, satin, each . . . . . 222-355

Raydyot, convex glass, aluminium, satin, each. . . . . 222-356



Alloy mirror, polished, RH/LH, each . . . . . MT9314



## CARPET & CARPET SETS

We have a range of quality carpet sets in a variety of colours that are manufactured to high standards ensuring an excellent fit. Often using materials superior to those used for the original carpets. Where required, some of our carpet sets are moulded to follow the contours of the floor pan as per the originals.

We also offer underfelt kits, competitively priced budget carpet sets for some models and embroidered carpet overmats.

**See page A24 & 59 for more information**

GAC4608



GAC4609



## AUXILIARY REVERSE & FOG LAMPS

Many classics were not originally fitted with reverse or rear fog lamps. These universal polished stainless steel lamps measure 55mm x 110mm (2" x 4.5" approx.) and can be easily fitted, ideal for mounting under bumpers etc...

Fog lamps require an illuminated switch mounted visibly on the dashboard.

Auxiliary fog lamp ..... GAC4608

Auxiliary reverse lamp ..... GAC4609

Replacement bulb, 12V 20W. .... GAC4608B



3H3058  
(momentary)



GWW102X  
(momentary)



RTC430A  
(on/off)



GAE132G  
(on/off)

## GENERAL SWITCHES

A range of period looking switches for general purpose use. Use a momentary switch for starters, horns, washers, and the 1 position for auxiliary lamps.

Push button switch, momentary ..... 3H3058

Toggle switch, momentary. .... GWW102X

Toggle switch, on/off. .... RTC430A

Pull switch, on/off, white illumination ..... GAE132

Pull switch, on/off, green illumination ..... GAE132G

Pull switch, on/off, red illumination ..... GAE132R

Pull switch, on/off, yellow illumination. .... GAE132Y

Fuse holder, in-line ..... UKC4446



162-705



162-706

## SPOT/FOG LAMP COVER WITH LUCAS LOGO

This authentic 1950-60s style, vinyl spot/fog lamp cover features the Lucas lion logo, with a clear viewing window. Suitable for 6-7" diameter lamps.

Lucas spot/fog lamp cover, 6", black, each. .... 162-705

Lucas spot/fog lamp cover, 7", black, each. .... 162-706



GAC4601



GAC4619

## SPOT & FOG LAMPS

Give your MG a classic rally look with our range of lamps, and see where you're going at night! The spot & fog lamps can be fitted with our range of lamp bars (see page A14). All use an H3 replacement bulb GLB453 and can be fitted using the universal wiring kit GAC4027.

Angel eye spot lamps, 5.5", chrome, pair. .... GAC4601

Angel eye fog lamps, 5.5", chrome, pair ..... GAC4602

Driving lamps, 5", stainless steel, pair ..... GAC4619



GAC4611



WPS6007

Standard pattern spot lamps, 5.5", chrome, pair ..... GAC4610

Standard pattern fog lamps, 5.5", chrome, pair ..... GAC4611

Replacement bulb, H3. .... GLB453

Replacement bulb, H3 Xenon, 30% brighter, each. .... GLB453X

Wiring fitting kit, universal ..... GAC4027

Wipac 5.5" chrome plated driving & fog lamps, with tough plastic lens covers.

Wipac driving lamp, pair. .... WPS6007

Wipac fog lamp, pair ..... WPS6078



BHA4399



MM162-800



MM162-700

## PERIOD STYLE LAMPS

These outstanding reproductions of the original Lucas L576 units are available as either a driving lamp with a clear lens or a fog lamp with a fluted lens in either a base or back mounting. Use a back mounted fluted lamp as a works style reverse lamp.

Driving lamp with clear lens, 5.5", each ..... MM162-700

Fog lamp with fluted lens, 5.5", front, each. .... MM162-800

Back mounted lamp with fluted lens, 5.5", each ..... BHA4399

Back mounted lamp with clear lens, 5.5", each ..... 57H5322

Don't worry if your spot or fog lamp gets damaged we stock replacement glass lamp units, so you don't have to buy the whole lamp again.

Replacement lamp unit with fluted lens, each ..... ACG5179

Replacement lamp unit with clear lens, each ..... 57H5015

Replacement bulb driving lamp, each ..... GLB185

Replacement bulb fog lamp, each ..... GLB323



GAC4023Z

## H4 HALOGEN HEADLAMP CONVERSIONS

Fitting modern halogen headlamps is one of the most worthwhile safety improvements you can make to your classic. Powerful halogen bulbs combined with improved lens design, result in a superior light beam and pattern. Replacement lens units are available, please see the Restoration section.

### Wipac quad optic kits

- No pilot, RHD, pair ..... GAC4022
- No pilot, LHD, pair ..... MGE203
- With pilot, RHD, pair ..... GAC4023Z
- With pilot, LHD, pair ..... WPS4699



GAC4023

### Lucas H4 asymmetric kits

Genuine Lucas H4 asymmetric halogen lamp units, with a pilot light only.

- With pilot, RHD, pair ..... GAC4023
- With pilot, LHD, pair ..... LULUB802



### Replacement bulbs

You can choose to fit the standard 60/55W H4 bulbs, or replace them with either uprated H4 100/90W or super white xenon bulbs. The super white xenon bulbs are approximately 30% brighter than halogen.

- H4, 60/55 watts, each ..... GLB472
- H4, 100/90 watts, each, check regs. .... GLB484
- Xenon, H4, 60/55 watts, pair ..... GLB472X
- Xenon, H4, 60/55 watts, blue tint, pair. .... GLB472BLU



## HEADLAMP PROTECTORS

A thin, invisible layer of Lamin-X protects headlamps from stone chips and scratches, and keeps your lights looking new for years to come. Fits all 7" round headlamps. Sold as a pair. Lamp unit not included.

- Headlamp protectors, pair ..... 162-695



506370X

LU554308

## TRIPOD HEADLAMPS

Original equipment on early British cars. These Tripod style headlamps can be retro fitted to any suitable classic, but expect a reduction in light output. Suitable for period drives in the country on a warm summers evening. Tripod headlamps use BPF bulbs.

- Tripod headlamp assembly, RHD, each ..... 506370X
- Tripod headlamp assembly, LHD, each. .... 506372X
- Tripod lamp unit, RHD, each ..... LU554308
- Tripod lamp unit, LHD, each ..... LU555296
- Replacement bulb, RHD, each ..... GLB414
- Replacement bulb, LHD, each. .... GLB415




117-515

## HEADLAMP RELAY KITS

Fitting halogen headlamps puts high loads on electrical components. These kits allow easy installation of relays into the headlamp circuit allowing for the high current circuit to be run through the relay.

Fitting relays in headlamp circuits protects your wiring and reduces the resistance in the circuit allowing full power to the lamps. Kits include relays and fittings. The single relay kit can also be used for wiring spotlamps, horns and other electrical accessories.

- Headlamp relay kit, 2 relay ..... 117-515  
(Inc: 2 relays, pre-wired relay holders, fitted terminals, fittings & instructions).
- Relay kit, 1 relay ..... GAC4027  
(Inc: 1 relay, non-assembled wiring, terminals & fittings).
- PVC tubing, pre cut metre, black ..... 504806



## CHROME HEADLAMP STONE GUARDS

Add some protection to your headlamps with these period chrome guards.

- Stone guards chrome clip fit, pair ..... GAC8000X



## CHROME HEADLAMP PEAKS

- Headlamp peaks, pair ..... GAC7999X

CAR COVERS

Protecting your cherished classic with a car cover will help to keep the paint, hood and brightwork in the best possible condition and safe from the elements. Whether you need a cover to keep the dust off your car whilst in your garage, a lightweight cover to take to the shows and occasional use, or a cover that provides excellent weather protection for cars kept outside all year round. Moss have the perfect car cover to fit your car!



236-016

Nylon lightweight cover

Tailored specifically to fit MG T-series cars, these light weight and compact covers are perfect for overnight use. When stuffed into their attached pouch, they measure only about 12” in diameter and 6” thick, but can be easily “squished” to about half that size.  
Car covers must only be used on a dry car.

Nylon car cover .....236-016

Loose fit indoor covers

Loose fitting indoor covers made from a soft non-scratch blue poly-cotton/ polyester mix material that is Scotchguarded making it damp and drip proof. Elasticated ends for a snug fit and door zips to allow easy access.  
Car covers must only be used on a dry car.

Loose fit indoor cover ..... GAC9501

Weatherproof outdoor covers

Our range of outdoor weatherproof car covers are manufactured from breathable fabrics. They feature double-stitched seams throughout, with neoprene elastic sewn into the front and rear hems. Fitted with reinforced, scratch-proof grommets for tying down. Car covers must only be used on a dry car.

Mosom Plus (2 year warranty)

Rain resistant, yet breathable, it features a multi-layer polypropylene fabric which remains soft and pliable in all weather conditions with a soft lining. Recommended for short-term outdoor use, ideal for use in outdoor covered areas such as car ports. It also works well for an upgrade indoor cover.  
Car covers must only be used on a dry car.

Mosom Plus car cover .....237-400

Ultimate outdoor cover

Ultimate car covers by Classic Additions use a specially formulated advanced nanotechnology formula which gives a unique water resistant coating ensuring long term protection for your classic. Fully waterproof, fully breathable, strong and stretchy. Manufactured in a discrete grey colour these car covers are suitable for use both indoors and outdoors.  
Car covers must only be used on a dry car.

Ultimate outdoor car cover, size: S2 ..... GAC95031



WHEEL TRIM

Another popular accessory from days past were wheel embellisher trims. Fitted in seconds, these polished stainless steel trims instantly improve the appearance of steel wheels, without breaking the bank. Sold individually.

Wheel trim, 15”, each, TD-TF ..... 502160Z



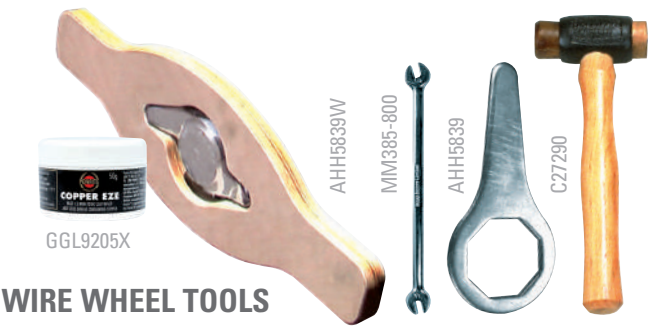
452-755

452-760

WIRE WHEEL ESSENTIALS

Creating an air tight seal on a wire wheel can be somewhat difficult, making the use of inner tubes necessary and, to prevent the inner tube chaffing against the spoke nipples, the fitting of a rim band is highly recommended.

- Inner tube for 15” x 155/165 tyres .....452-755
- Inner tube for 15” x 175/185 tyres .....452-765
- Inner tube for 19” x 450/500 tyres, standard .....454-410
- Inner tube for 19” x 450/500 tyres, heavy duty.....452-785
- Rim band for 15” wheels.....452-750
- Rim band for 19” wheels.....452-760



WIRE WHEEL TOOLS

The use of a soft-faced hammer is essential if you do not want to damage chrome plated spinners when removing or fitting centre lock wheels. We have a choice of three soft hammers. Extra long spanners are also available, providing much greater leverage for spinners and therefore easier fitting. To help keep your wire wheels looking like new we recommend you use our specialist cleaning kit. We also supply a special lubricant to help keep the splines in good condition.



- Copper and hide hammer ..... C27290
- Copper faced hammer ..... 11B5166
- Spoke adjusting spanner ..... MM385-800
- Short octagonal spanner..... AHH5839
- Long octagonal spanner..... MM386-120
- Long spanner, 2-eared ..... MM386-125
- Wooden wrench, 2-eared ..... AHH5839W
- Copper grease spline lubricant, 50g..... GGL9205X  
(This unique double ended knock-off wrench, made from plywood, slips over the spinner for easy tightening and removal of spinners. Will not work with centre laced wheels).



## CENTRE LOCK SPINNERS

All our centre lock spinners are made from the highest quality materials and are precision engineered to ensure an accurate fit. We have three styles of spinner to choose from: octagonal, two or three eared. Two and three eared spinners can be fitted with either a hammer or a spanner, octagonal spinners require a spanner.

The basic rule for threads-per-inch (TPI) is, if you have replaced your splined hubs with new ones, then you probably need 8 TPI spinners but please check before ordering.



**Note:** Please check local regulations for eared spinners.

2-eared, 12 tpi, plain, RH. ....	AHH7317
2-eared, 12 tpi, plain, LH. ....	AHH7318
2-eared, 12 tpi, with MG logo, RH. ....	AHH7317A
2-eared, 12 tpi, with MG logo, LH. ....	AHH7318A
3-eared, 12 tpi, plain, RH. ....	AHH73173
3-eared, 12 tpi, plain, LH. ....	AHH73183
Octagonal, 12 tpi, plain, RH. ....	AHH7315
Octagonal, 12 tpi, plain, LH. ....	AHH7316
Octagonal, 12 tpi, with MG logo, RH. ....	AHH7315A
Octagonal, 12 tpi, with MG logo, LH. ....	AHH7316A



## WIRE WHEEL CONVERSION KITS

These kits will enhance the appearance of any TD and are identical to the original factory option for the TF. Our wire wheel conversion kits convert your disc wheeled TD or TF to wire wheels.

Each kit includes; four splined hubs, four brake drums, one spare wheel adaptor (with spinner) to convert spare wheel carrier to wire wheels, and all the studs, nuts, for an easy installation. We do not include wheels or spinners in the kits, allowing you to determine your own style.

**Note:** You will need 12tpi wheel spinners. For replacement components please refer to the Restoration section.

Wire wheel conversion kit, TD & TF .....111-518



## TYRE VALVE CAPS

These subtle and elegant nickel plated steel valve caps have an embossed MG logo.

MG logo valve caps, nickel plated, each. .... GAC1054X

WWC452



454-795

## WIRE WHEELS

An essential part of a British classic sports car's styling was the fitment of wire wheels. Whether fitted as standard or not, a set of chrome wire wheels will not only enhance the appearance of your car, but also the value.

Our wire wheel spokes and nipples are manufactured from stainless steel, with the chrome wire wheel spokes and nipples finished by chroming over the top in keeping with the rest of the wheel. They are available in different specifications; 48, 60 or 72 spokes, and a choice of classic chrome finish, or painted in wheel silver.

Depending on how you are intending to use your car, these wheels are available in standard or uprated specification. Before fitting your tyre choice, please ensure there is adequate clearance between the tyres and wheel arches.

### Chrome finish wire wheels

19", 48 spoke, TA (c.1770 on) & TC. ....	454-795
15", 48 spoke, standard, TD & TF. ....	WWC450
15", 60 spoke, uprated, TD & TF. ....	WWC452



WWP450

WWP452

### Painted finish wire wheels

19", 48 spoke, TA (c.1770 on) & TC. ....	454-600
15", 48 spoke, standard, TD & TF. ....	WWP450
15", 60 spoke, uprated, TD & TF. ....	WWP452

Please note: All wheels are sold individually unless otherwise stated.



## MG HUBCAP

These MG hubcaps feature an attractive enamelled red medallion that sets off a steel wheel quite nicely.

Hubcap with MG logo, each. ....ACH8304

*Moto-Lita***MOTO-LITA STEERING WHEELS**

Moto-Lita are among the finest replacement steering wheels available. Please see our website for the full list of options. All steering wheels listed here feature drilled spokes, except where detailed.

**Wood rimmed steering wheels**

Mk3, flat, polished spokes, 13"	MLW1115-13
Mk3, flat, polished spokes, 14"	MLW1115-14
Mk3, flat, polished spokes, 15"	MLW1115-15
Mk3, dished, polished spokes, 13"	MLW1116-13
Mk3, dished, polished spokes, 14"	MLW1116-14
Mk3, dished, polished spokes, 15"	MLW1116-15
Mk3, flat, polished spokes with thin slot, 14"	MLW1120-14
Mk3, flat, polished spokes with thin slot, 15"	MLW1120-15
Mk3, flat, polished spokes with wide slot, 13"	MLW1122-13
Mk3, flat, polished spokes with wide slot, 14"	MLW1122-14
Mk3, flat, polished spokes with wide slot, 15"	MLW1122-15
Mk3, dished, polished spokes with thin slot, 13"	MLW1125-13
Mk3, dished, polished spokes with thin slot, 14"	MLW1125-14
Mk3, dished, polished spokes with thin slot, 15"	MLW1125-15

**Leather rimmed steering wheels**

Mk4, flat, polished spokes, 12"	MLW1111-12
Mk4, flat, polished spokes, 13"	MLW1111-13
Mk4, flat, polished spokes, 14"	MLW1111-14
Mk4, flat, polished spokes, 15"	MLW1111-15
Mk4, flat, black spokes, 13"	MLW1112-13
Mk4, flat, black spokes, 14"	MLW1112-14
Mk4, flat, black spokes, 15"	MLW1112-15
Mk4, dished, polished spokes, 12"	MLW1113-12
Mk4, dished, polished spokes, 13"	MLW1113-13
Mk4, dished, polished spokes, 14"	MLW1113-14
Mk4, dished, polished spokes, 15"	MLW1113-15
Mk4, dished, black spokes, 13"	MLW1114-13
Mk4, dished, black spokes, 14"	MLW1114-14
Mk4, dished, black spokes, 15"	MLW1114-15
Mk4, dished, polished spokes with thin slot, 13"	MLW1126-13
Mk4, dished, polished spokes with thin slot, 14"	MLW1126-14
Mk4, dished, polished spokes with thin slot, 15"	MLW1126-15

**Mahogany rimmed steering wheels**

Mk9, flat, polished spokes with thin slot, 14"	MLW1119-14
Mk9, flat, polished spokes with thin slot, 15"	MLW1119-15
Mk9, flat, polished spokes with holes, 14"	MLW1119-14H
Mk9, flat, polished spokes with holes, 15"	MLW1119-15H

*Moto-Lita***MOTO-LITA BOSSES & ACCESSORIES**

Use the appropriate boss, supplied with plastic centre cap.

With splined column, TA-TB & TC. .... MLW111724M  
TD & TF. .... MLW1117B8



Where specified the boss kits are supplied with a plastic centre cap/horn push. Replacement plastic centre cap/horn pushes are available, or upgrade to a polished aluminium centre cap/horn push to enhance the look of your steering wheel, all feature a recess for a badge. Replacement ring and screw kits are also available.

1 Plastic centre cap	MLW1117X1
2 Plastic centre cap/horn push	MLW1117X2
Polished alloy centre cap	MLW1117BCC
3 Polished alloy centre cap/horn push	MLW1117BHP
Polished ring kit	MLW1117X3
Black ring kit	MLW1117X3B

**LEATHER STEERING WHEEL COVER**

This adjustable, high quality easy to fit black cover is tailored from genuine leather to fit 16.5" rims.



222-315

454-240

454-231



262-315

**ORIGINAL STYLE STEERING WHEELS**

If you wish to retain authenticity for your T-Type, then look no further than our beautifully made Brooklands and original style steering wheels. For that finishing touch why not add the Brooklands spoke badge. We also supply Brooklands steering wheels in a new 15.5" size, meaning valuable extra cabin space, with slightly heavier, more nimble steering.

**Brooklands & original style steering wheels & boss kits**

4 spoke s/wheel, black, 17", TA to (c) 2881	454-225
4 spoke s/wheel, black, 17", TA (c) 2882 on, TB & TC	454-240
3 spoke original s/wheel, 16.5", TD & TF	454-231
4 spoke s/wheel, black, 16.5", TD & TF	454-265
4 spoke s/wheel, gold pearl, 17", TA (c) 2882 on, TB & TC	454-258
4 spoke s/wheel, gold pearl, 16.5" (TD & TF)	454-268
Bluemel's Brooklands spoke badge	262-315

**Brooklands steering wheels**

Brooklands wheel, gold pearl, 15.5", no boss	454-203
Brooklands wheel, black, 15.5", no boss	454-213
Brooklands wheel, gold pearl, 17", no boss	454-205
Brooklands wheel, black, 17", no boss	454-215

**Brooklands steering wheel bosses**

Brooklands s/wheel boss, TA to (c) 2881	453-095
Brooklands s/wheel boss, TA to TC from (c) 2882	453-205
Brooklands s/wheel boss, TD-TF	453-125



489-020



489-060



## TOURIST TROPHY STEERING WHEELS

Designed to complement your classic, these wheels are handcrafted to high standards. Available with the choice of either a sporty leather rim or a classic riveted wood rim with a variety of spoke designs and finishes; drilled or slotted in either matt alloy or black. The frames are made from high strength aluminium.

### Leather rimmed steering wheels

Drilled spokes, matt aluminium, 15"	489-020
Drilled spokes, matt aluminium, 14"	489-030
Drilled spokes, black, 14"	489-040
Slotted spokes, black, 15"	489-050

### Laminated wood rimmed steering wheels

Drilled spokes, matt aluminium, 15"	489-060
Drilled spokes, matt aluminium, 14"	489-070
Slotted spokes, matt aluminium, 15"	489-080
Slotted spokes, matt aluminium, 14"	489-085

### Solid thick wood rimmed steering wheels

Drilled spokes, matt aluminium, 15"	489-090
Drilled spokes, matt aluminium, 14"	489-095



## TOURIST TROPHY BOSSES & ACCESSORIES


The boss kits include a die cast alloy boss, and a horn push with a high quality chrome and enamel badge bearing a marque emblem. The centre cap/horn push is used for all applications. If your car has the horn push on the stalk simply use as a centre cap.

Boss kit, MG logo, TC .....454-318

Boss kit, MG logo, TD & TF .....454-328

The Tourist Trophy horn push is available separately to fit Moto-Lita bosses.

Horn push with MG badge .....905-646



## HEAT RESISTANT STEERING WHEEL COVERS

We can certainly attest to the pains of a scalding-hot steering wheel, so we created a solution; this heat-resistant steering wheel cover. This will keep your steering wheel cool to the touch while protecting it from sun damage. Made from a combination of quality vinyl and heat reflective materials, it has a compact and malleable design for easy storage.

Black, 17" .....009-120

Tan, 17" .....009-121

Grey, 17" .....009-122

Black, 15" .....009-123

Tan, 15" .....009-124

Grey, 15" .....009-125

## WALNUT VENEER DASH KITS


Walnut veneer dash kit, TA-TB. ....456-885

Walnut veneer dash kit, TC. ....233-635

Walnut veneer dash kit, TD, RHD. ....233-530

Walnut veneer dash kit, TD, LHD. ....233-645

Transform the interior of your classic with our hand crafted walnut veneer kits. Made individually by skilled craftsmen, using traditional coach building methods, with modern laser technology to ensure a perfect fit. These fine quality walnut veneered dashboards are authentic for earlier TC's, but certainly look appropriate when fitted to later cars. (All TD dashes are intended to be fitted with original style glove box trim).



## MG ALLOY GEAR KNOB



This anodised staybrite alloy gear knob featuring the MG logo is suitable for all MG models with it's unique grub screw locating system.

Gear lever knob, alloy, MG logo ..... GAC0053



## GAITER FINISHER KIT

Smarten up your gear stick with this easy to fit universal gaiter finisher kit. Some gaiters may require modification to fit. (Gaiter not included).

Chrome gaiter finishing kit ..... GAC9540



## MG LEATHER & WOOD GEAR KNOBS

Our varnished wood, or comfortable leather gear knobs both featuring the 'MG' emblem. Supplied with a nylon, self threading insert for easy fitting.

Gear knob, leather, MG logo, nylon insert ..... GAC4045

Gear knob, wooden, MG logo, nylon insert ..... GAC4048



## MG GRAB HANDLE

Add a touch of pre-war class in your classic with these elegant MG logo'd chrome plated handles.

Grab handle, MG logo, each .....229-101

LEATHER SEAT COVER KITS & SEAT COMPONENTS

Rebuild and re-trim your own seats with our seat kits and components. Cover kits, foams and components are all available to help you finish the job to a professional finish. See page 59 in the Restoration section for full details.



INTERIOR TRIM

We offer a complete range of interior trim and hoods for your T-Type, all manufactured by our craftsmen to exacting standards.

Interior trim kits

Our complete upholstery trim kits are designed to delight the purist. See page 58 in the Restoration section for full details.

COMPLETE LEATHER SEAT ASSEMBLIES

Ready to fit to your T-Type, these seat assemblies are built and trimmed by specialist craftsmen. See page 58 in the Restoration section for full details.



CARPET SETS

Our ready to fit carpet sets are manufactured from original style carpet and heel mats. See page 59 in the Restoration section for full details.



LEATHER CENTRE ARMREST

Leather armrests were a popular period accessory, they look great and improve the comfort of driver and passenger. Trimmed in leather to match our Moss interior kits, they take just minutes to install.

- Leather armrest, red, TD & TF .....245-015
- Leather armrest, beige, TD & TF .....245-035
- Leather armrest, tan, TD & TF .....245-045
- Leather armrest, green, TD & TF .....245-025
- Leather armrest, black, TD & TF .....245-055



240-751

PLUSH EMBROIDERED CARPET OVERMATS

Custom tailored plush embroidered mats look great at a great price and fit perfectly. Edges are bound for a tidy look. Rubber nibbed backing keeps mats in place. MG embroidered logo is 3 1/2" diameter. Supplied in black as a pair.

- Plush carpet overmat set, TC. ....240-467
- Plush carpet overmat set, TD & TF .....240-751




240-466

ULTRA PLUSH EMBROIDERED CARPET OVERMATS

Custom tailored for a perfect fit, these mats are made with an ultra-dense plush carpet and non-slip rubber backing. They are embroidered with a colourful 3-1/2" MG logo. Supplied in black as a pair.

- TC Ultra plush carpet overmat set, TC. ....240-466
- Ultra plush carpet overmat set, TD & TF. ....240-750



PERIOD STYLE SEAT BELT

This period style seat belt features a chrome catch and fittings. Note: Not 'E' marked, requires plates TT7968 and bolt spacer kit TT7969).

- Period style seat belt .....222-205



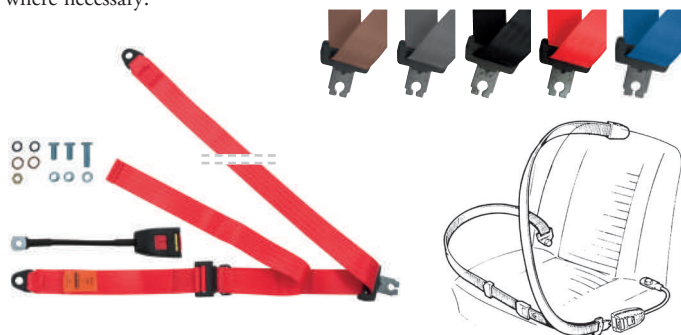
VINTAGE COMPETITION LAP BELT

The ultimate sporting accessory, ideal for early MG classics, it features a quick release buckle and includes fittings. This belt is not type approved therefore should only be used in cars that pre-date seat belt regulations.

- Vintage competition lap belt, each. ....222-211
- Vintage, 2 point, short receiver, bolt-in, each .....222-234
- Vintage, 2 point, long receiver, bolt-in, each .....222-235

## SECURON SEAT BELT & HARNESS KITS


This is our range of Securon replacement seat belts to best suit MG T-Type models. All Securon seat belt products are 'E' approved for road use. As early MG's were not originally fitted with seat belts it is essential that the belts be fitted carefully and that the correct hardware is used. Please call Moss Bradford for advice. Each kit contains suitable bolts for each mounting point, but you will need to use the reinforced nut plates (Part No: TT7968) where necessary.



### Type A: Static seat belts

This can be bolted to the upper mounting on the wheel arch, the end of the webbing is retained at the sill mounting, and the stalk is fitted to the tunnel. Once positioned the strap can be adjusted for length and fit on the over-shoulder section of the belt.

Static seat belt, 30cm stalk, black	SBS300/30
Static seat belt, 30cm stalk, red	SBS300/30RED
Static seat belt, 30cm stalk, beige	SBS300/30BGE
Static seat belt, 30cm stalk, grey	SBS300/30GREY



### Type B: Automatic seat belts

The reel should be bolted to the lower inner side of the rear wheel arch and the guide at shoulder level on the wheel arch. The end of the webbing is retained at the sill mounting, and the stalk is fitted to the tunnel. The reel must be mounted vertically for the mechanism to operate correctly. This is the recommended inertia reel seat belt mechanism as it allows clearance for the hood frame when folded.

Automatic/fixed seat belt, 30cm stalk, black	SBS500/30
Automatic/fixed seat belt, 30cm stalk, red	SBS500/30RED
Automatic/fixed seat belt, 30cm stalk, beige	SBS500/30BGE
Automatic/fixed seat belt, 30cm stalk, grey	SBS500/30GREY
Automatic/fixed seat belt, 30cm stalk, blue	SBS500/30BLU



### Seat belt extender

This can be used to safely extend the seat belt if required. It should only be bolted to the sill mounting position and then bolted to the eyelet on the end of the seat belt. It must not be used at any other mounting point. 'E' approved for road use.

Seat belt extender	SBS227
--------------------	--------



### Harness kits for road use - 'E' approved

These belts feature 2" webbing with bolt through plate mountings (use with bolts TT7969). Fully adjustable lap and shoulder straps with compact buckle catch. 'E' approved for road use.

3 point harness kit, black	SBH628BLACK
3 point harness kit, red	SBH628RED
3 point harness kit, blue	SBH628BLUE
4 point harness kit, black	SBH629BLACK
4 point harness kit, red	SBH629RED
4 point harness kit, blue	SBH629BLUE



These belts feature 2" webbing with clip-in snap hook mountings (use with eye bolts TT7967). Fully adjustable lap and shoulder straps with load spreaders on lap belts and a compact buckle catch. 'E' approved for road use.

3 point harness kit, black	SBH605BLACK
3 point harness kit, red	SBH605RED
3 point harness kit, blue	SBH605BLUE
4 point harness kit, black	SBH655BLACK
4 point harness kit, red	SBH655RED
4 point harness kit, blue	SBH655BLUE



### Harness fittings

Eye bolts, use with clip-in mountings, pair	TT7967
Bolt and spacer, use with plate mountings, pair	TT7969
Nut plates, reinforced for fixing bolts, pair	TT7968

## BOOKS, MANUALS & DVDS

### Owners handbooks

As supplied with the car from new. These reprints can be essential for day to day maintenance.

TD.....210-600  
TF.....210-700

### Factory workshop manuals

Reprints of genuine factory workshop manuals with essential information for all aspects of vehicle maintenance & repairs.

MG Pre-war TC.....210-100  
TD-TF.....AKD580SC

### T-Type instruction manuals

These factory publications were the manuals issued for TA, TB and TC models. Although reasonably comprehensive, owners would be wise to supplement these manuals with the workshop manual by W.E. Blower, part no. 210-100.

TA & TB instruction manual.....210-480  
TC instruction manual.....210-500

### TD-TF crown wheel and pinion interchanges

This detailed step-by-step manual covers the process of converting the TD-TF rear axles to accept MGA or MG ZA/ZB crown wheel and pinions.

Crown wheel and pinion interchange.....212-350

### Haynes carburettor manual

This manual covers SU, Stromberg, Weber and Dellorto carbs. Giving an insight into the way they operate and how to maintain and tune them, as well as detailed overhaul procedures.

Haynes carburettor manual.....MGL0279

### Weber carbs: Tuning tips & techniques, by John Passini

This book is the distillation of many years experience of working with Weber carburetors. The mysteries of why and how they work and the practicalities of getting the best from them. Also setting-up, fault-finding, maintenance and repair are all covered.

Tuning tips and techniques.....213-431

### Tuning SU carburetors

This book looks into the basic design of the SU carburettor. It covers many areas including overhaul, tuning mixtures, jet and needle identifications and SU fuel pumps.

Tuning SU carburetors.....MGL0070

### SU workshop manual

Factory workshop manual covering both carbs and fuel pumps.

SU workshop manual.....GAC1044X

### SU needle chart

The chart identifies the correct replacement SU needle when modifications have been carried out to the engine or induction.

SU needle chart.....ALT9501

SU parts catalogue.....ALT9524

### Original series book, by Anders Ditlev Clausager

This book is the definitive guide to one of Britain's best-loved sports cars, the 'Original' series books are indispensable for all owners, restorers, buyers and enthusiasts.

Original series book - MG-T.....MGL0350

### SU carburettor rebuild DVD

This 2 hour 40 minute video explains how to rebuild SU carbs.

SU carburettor rebuild DVD.....211-036

### Essential buyer's guide, MG TD-TF

Like having a real marque expert in your pocket. With this book you'll be able to benefit from the authors years of MG TD & TF experience, learn how to spot a bad car quickly and how to assess a promising one like a professional. Get the right car at the right price.

Essential Buyer's Guide, MG TD-TF.....MGL0410

### How to restore classic car suspension, steering & wheels

A step-by-step illustrated guide to restoring and improving the suspension, steering and wheel of your classic car. This easy to follow manual is fully illustrated and packed with useful tips and techniques to help you get the best from your classic car.

How to restore classic car suspension, steering & wheels.....MGL0394

### MG Made In Abingdon

MG Made In Abingdon recounts the inside story of the famous factory, recognising that the most important aspect of MG's success was its team. Nostalgic and historically important, from memories of the production line, to racing incidents, a must for any MG fan.

MG Made in Abingdon.....MGL0362

### Rule Britannia, by John Nikas

With authoritative text from John Nikas and his team of dedicated researchers and contributors; historic imagery from archives maintained by marque clubs, manufacturers and museums; and modern portraits artfully captured in a studio setting by Michael Furman, the world's most renowned automotive photographer.

Rule Britannia.....MGL0360

### How to Restore Classic Car Interiors

The ultimate resource for restoring the interior of your classic car. Produced in close cooperation with the editors of Europe's largest vintage car magazine, OLDTIMER MARKT. Providing easy to follow guidance, helping you make your car interior look as good as new.

How to restore classic car interiors.....MGL0364

### Classic Car Bodywork

A book written for the home restorer who, until now, lacked the confidence to tackle bodywork. With specially devised techniques which don't rely on workshop plant, this book spans the gap between professional and amateur.

Classic car bodywork.....MGL0330

### Restoration guide, T-Type

Restoration guide for the iconic T-Type, do it once, do it right with this essential guide.

T-Type restoration guide.....MGL1102

### Original Technical Publications Heritage USB







These publications have been carefully reproduced from the extensive historical archives in both England and the USA. Meaning you have access to the original Heritage publications needed to run and maintain your Heritage vehicle. Including parts catalogues, service manuals & owners literature. USB - Printable, searchable, zoom-able & bookmarked. Limited to 1 device. USB portable - Printable, searchable, zoom-able, bookmarked, offline capable & instant access.

OTP MG collection USB.....HTP2013E

OTP MG Collection USB portable.....HTP2013USB

OTP T-Type & MGA USB.....HTP2002E

OTP T-Type & MGA USB portable.....HTP2002USB





GAC44821

## PISTON & REV T-SHIRTS

Exclusive to Moss and originally designed for our staff, we've had so many customers ask for them that we had to make more. Featuring a 'retro style' piston and tyre design and Moss logo, the t-shirts are made from 100% cotton and are available in three different colours in various sizes.

Piston & Rev Retro T-shirt, black, medium	GAC44811
Piston & Rev Retro T-shirt, black, large	GAC44812
Piston & Rev Retro T-shirt, black, x-large	GAC44813
Piston & Rev Retro T-shirt, black, xx-large	GAC44814
Piston & Rev Retro T-shirt, blue, medium	GAC44821
Piston & Rev Retro T-shirt, blue, large	GAC44822
Piston & Rev Retro T-shirt, blue, x-large	GAC44823
Piston & Rev Retro T-shirt, blue, xx-large	GAC44824
Piston & Rev Retro T-shirt, green, medium	GAC44831
Piston & Rev Retro T-shirt, green, large	GAC44832
Piston & Rev Retro T-shirt, green, x-large	GAC44833
Piston & Rev Retro T-shirt, green, xx-large	GAC44834



## PISTON & REV HOODIES

These brand new hoodies are exclusive to Moss. Originally designed for Moss staff, we've had so many customers ask for them we've made another batch. Featuring a 'retro style' piston and tyre design and Moss logo, these hoodies are the perfect addition to your wardrobe for the winter months and crisp morning drives.

Piston & Rev Retro hoodie, black, medium	GAC54811
Piston & Rev Retro hoodie, black, large	GAC54812
Piston & Rev Retro hoodie, black, x-large	GAC54813
Piston & Rev Retro hoodie, black, xx-large	GAC54814
Piston & Rev Retro hoodie, blue, medium	GAC54821
Piston & Rev Retro hoodie, blue, large	GAC54822
Piston & Rev Retro hoodie, blue, x-large	GAC54823
Piston & Rev Retro hoodie, blue, xx-large	GAC54824
Piston & Rev Retro hoodie, green, medium	GAC54831
Piston & Rev Retro hoodie, green, large	GAC54832
Piston & Rev Retro hoodie, green, x-large	GAC54833
Piston & Rev Retro hoodie, green, xx-large	GAC54834



1

2

3

## CLASSIC FLYING HELMET & GOGGLES

Reproductions of the helmets and flying goggles worn by WWII pilots of the Royal Air Force. The pilot helmets are a premium grade brown leather, with a soft brown cotton lining. Featuring a forehead buckle and strap adjuster to ensure a close fit, opening ear flaps secured with a press stud fastening, and an under-chin strap, secured with a metal buckle.

The motoring helmets are a premium grade brown leather, with a soft brown cotton lining. Built-in peak to shade the sun and neck protector to stop the wind chills, with under-chin strap, secured with a metal buckle. Please see our website for help with measuring to find the right size.

The original RAF specification goggles are made with polycarbonate glass lens, grey/blue enamel frames, brown leather padding and elasticated headband.

- 1 Pilot helmet, leather, brown, small . . . . . ALCFHL/S  
Pilot helmet, leather, brown, medium . . . . . ALCFHL/M  
Pilot helmet, leather, brown, large . . . . . ALCFHL/L  
Pilot helmet, leather, brown, x-large . . . . . ALCFHL/XL
- 2 Motoring helmet, leather, brown, small . . . . . ALCFHL/S  
Motoring helmet, leather, brown, medium . . . . . ALCFHL/M  
Motoring helmet, leather, brown, large . . . . . ALCFHL/L  
Motoring helmet, leather, brown, x-large . . . . . ALCFHL/XL



3

- 3 RAF vintage goggles, MK8 . . . . . ALCGMK8



## MOSS DRIVERS CAP

Get your style on with a Moss Drivers Cap. Sporting a Moss block logo, this flex-to-fit cap has a knitted construction and offers a snug fit against your head.

Moss drivers cap . . . . .217-246



## BMC SERVICE & SALES T-SHIRT

The "retro style" is in fashion so show off your BMC loyalties with this 100% cotton t-shirt that features a logo based on the vintage dealership sign.

BMC Sales & Service T-shirt, navy, medium	.013-705
BMC Sales & Service T-shirt, navy, large	.013-706
BMC Sales & Service T-shirt, navy, X-large	.013-707
BMC Sales & Service T-shirt, navy, XX-large	.013-708



## DYNAMAT HEAT & SOUND INSULATION

We now stock Dynamat, revolutionary range of products designed to keep your classic cool & quiet.

- Non absorbent materials.
- Self adhesive 'peel & stick'.
- Easily cut & moulded to fit.
- Isolates panel vibration.
- Reduces road noise.
- Reduces heat soak from engine & exhaust.

### Dynamat Xtreme

A highly efficient, composite material designed to reduce noise, vibration & heat soak through panel work.

Dynamat Xtreme, speaker pack . . . . . GAC90511  
(2 sheets of 254mm x 254mm (10" x 10").

Dynamat Xtreme, wedge pack . . . . . GAC90512  
(1 sheet of 457mm x 812mm (18" x 32").

Dynamat Xtreme, door pack . . . . . GAC90513  
(4 sheets of 305mm x 914mm (12" x 36").

Dynamat Xtreme, bulk pack . . . . . GAC90514  
(9 sheets of 457mm x 812mm (18" x 32").



**FOR FULL RANGE  
visit [moss-europe.co.uk](http://moss-europe.co.uk)**



### Dynaliner

Dynaliner is an ultra-light weight, durable single layer insulation material that can be used as an alternative to traditional underfelt. It provides acoustic isolation and excellent thermal insulation.

Dynaliner, 1/8" thick. . . . . GAC90531  
(1 sheet of 813mm x 1372mm (32" x 54").

Dynaliner, 1/4" thick. . . . . GAC90532  
(1 sheet of 813mm x 1372mm (32" x 54").

Dynaliner, 1/2" thick. . . . . GAC90534  
(1 sheet of 813mm x 1372mm (32" x 54").

### Hoodliner

Designed specifically for under bonnet insulation, Hoodliner absorbs engine noise to help keep your car quieter. The aluminised skin creates a water & oil barrier that reflects up to 97% of heat to protect the bonnet's paint.

Hoodliner . . . . . GAC90541  
(1 sheet of 813mm x 1372mm (32" x 54").



### MG PARKING SIGN

Stay dry and show off your favourite classic car marque with our umbrella displaying the MG logo.

Parking sign with MG logo  
GAC8032X



### FLAG WITH MG LOGO

Show off this classic car marque with one of our flags. Measuring 3' x 5' & displaying the MG logo.

Flag with MG logo  
214-710



### UMBRELLA WITH MG LOGO

Stay dry or out of the sun with our umbrella displaying the MG logo.

Umbrella with MG logo  
214-740



### SUN CATCHER WITH MG LOGO

Decorate your home and show off your favourite classic car marque with one of our sun catches displaying the MG logo.

Sun catcher with MG logo  
214-720



### SOFTEK KNEELING PAD WITH MG LOGO

Protect your knees from the discomfort of gravel and hard floors with this kneeling pad displaying the MG logo. Measures 11" x 15".

Softek kneeling pad with MG logo  
214-700



### INSULATED COOL BAG WITH MG LOGO

Keep your sandwiches and drinks cool on those long country drives with this insulated cool bag displaying the MG logo.

Insulated cool bag with MG logo  
214-690



### BAR STOOL WITH MG LOGO

Ideal for when you're having a well earned 'cuppa' in the garage. 14" easy clean vinyl seat with 30" high chrome plated legs.

Bar stool with MG logo  
231-800



## LEATHER KEY FOBS

Made in England, with a stitched leather fob and a high quality enamelled badge, featuring the various logos.

- |                       |       |            |
|-----------------------|-------|------------|
| 1 Union flag          | ..... | GAC4042    |
| 2 BMC rosette         | ..... | CRSP401    |
| 3 MG, brown/cream     | ..... | GAC4037BRC |
| 4 MG, black/chrome    | ..... | GAC4037BLC |
| 5 MG, red/chrome      | ..... | GAC0055    |
| 6 MG, black/white     | ..... | GAC4037BW  |
| 7 MG, red/cream       | ..... | GAC4037RC  |
| 8 MG, embossed, black | ..... | GAC9840X   |



## EMBROIDERED PATCHES

- |                     |       |          |
|---------------------|-------|----------|
| 1 MG octagon, small | ..... | 229-500  |
| MG octagon, large   | ..... | 229-505  |
| 2 British Leyland   | ..... | GAC9960X |
| 3 Union flag        | ..... | 229-510  |
| 4 BMC               | ..... | GAC9961X |

## EARRINGS WITH MG LOGO



Quality enamelled miniature earrings, with the marque logo.

Earrings with MG logo ..... GAC9940

## WORKSHOP APRON

Ideal for those messy jobs, like engine building. This apron has adjustable straps and three large pockets.



Workshop apron with MG logo ..... GAC9937X

## 12 VOLT SUPPLY



This 12 volt supply or cigar lighter is a useful addition to your classic's interior. It is suitable for use as a 12V power socket for in-car accessories such as Sat Nav or simply for lighting your cigars.

12 volt supply ..... AHH7010



## MG LOGO PEAK CAP

These high-quality caps feature a puff embroidered MG Octagon logo. The tan and black caps have a seamed front panel that creates a firm formed appearance, while the white hat has a soft crown for a more rounded soft appearance. All three caps provide a deep low fit that allows them to stay on at high speed, and feature an adjustable Velcro closure. 100% cotton.

- |                                   |       |         |
|-----------------------------------|-------|---------|
| Soft crown, white/navy, MG        | ..... | 219-816 |
| Firm front panel, tan/green, MG   | ..... | 219-817 |
| Firm front panel, black/white, MG | ..... | 219-818 |



## WATERPROOF BLANKET

These waterproof blankets bring a touch of comfort to any roadside picnic. Neatly folded into a parcel, it can be easily stored and carried with its durable handle. They are manufactured from grey acrylic with a foam layer and waterproof PEVA backing. Size 51" x 70".

- |                                     |       |         |
|-------------------------------------|-------|---------|
| Waterproof blanket, grey, Moss logo | ..... | 231-370 |
| Waterproof blanket, grey, MG logo   | ..... | 231-375 |



## PERSONAL HEATED FLEECE BLANKET

The comfy cruise 12 volt heated travel blanket is the ideal travel companion for all weather conditions. Offering both comfort and warmth, its 42" x 58" size is large enough for two people and is perfect for warming one bench seat or two bucket seats at a time. The blanket features an 8 foot long fused cord and automatic temperature control. Made of 100% high quality polyester fleece.

Personal heated blanket, 12 volt ..... 002-842



## WINE & BEER GLASSES

Enjoy your favourite drink from these glasses bearing the MG Octagon logo. Perfect for those show picnics and summer evening barbecues.

- |                                   |       |          |
|-----------------------------------|-------|----------|
| Pint glass set, MG logo, set of 4 | ..... | 230-951  |
| Wine glass set, MG logo, set of 4 | ..... | GAC1056X |



VINTAGE SCREW JACK

Identical to the jack specified as original equipment on many vintage cars.

Safety Note; Once the car has been jacked-up, It is advisable to support the vehicle properly before you start working beneath it.

Screw type jack with handle. . . . . AHH5124K



TOOL ROLLS

Vintage style tool roll

This heavy duty canvas tool roll features top & bottom tool retaining flaps, adjustable leather tool loops and buckle strap

Vintage style tool roll. . . . .385-910



MM647-100

Tool rolls

We offer two styles of small tool roll ideal for your mobile tool kit. Both manufactured from vinyl backed hessian material, with stitched tool pouches and a tie strap. We also offer a larger tool roll manufactured from hardura.

Tool roll, small, 8 pouches. . . . . ACG5247

Tool roll, small, 9 pouches & flap. . . . . MM647-100

Tool roll, large, 8 pouches. . . . . GAC8418X



AHA5506

Jack bags

A jack bag keeps your jack and any associated tools together, also helping to prevent damage to the boot area panel work. Manufactured from hardura and featuring a folding flap and tie straps. Suit most common sizes of scissor jacks.

Jack bag side flap with tie straps . . . . . AHA5506

Jack bag end flap with buckles. . . . . AHH6540



231-160

231-160 (Self-build kit)

DIE CAST METAL MG-T MODEL KITS

Ever wanted to replicate your classic in 1/24 scale? Well now you can with these die cast metal MG-T Model Kits. These kits include precision cast metal parts and full assembly instructions which should take less time to build than your actual car! The models can be glued or soldered together and make a fine ornament for your home or garage. Paints not included.

Die cast metal MG T-Type model kit, TC . . . . .231-280

Die cast metal MG T-Type model kit, TD . . . . .231-160

Die cast metal MG T-Type model kit, TF . . . . .231-260



UNION FLAG

Made from lightweight polyester complete with metal grommets on the hoist. Ideal for those continental get-togethers.

Union flag . . . . .GAC9939X



SEAT BELT SHOULDER PAD

Easily installed, these shoulder pads add both comfort and flair. Sold as a pair.

Seat belt shoulder pad, red MG logo . . . . .231-300



1

2

3

4

THERMAL MUGS

Our stylish new range of thermal mugs will maintain your drinks temperature whether hot or cold. Desk mugs feature a wider design with handle. Travel mugs are a slimmer design to suit most in-car cup holders. Both types feature a non-slip base and a removable cap.

1 Travel mug, MG logo. . . . .230-856

2 Travel mug, Union flag . . . . .230-946

4 Desk mug, Union flag . . . . .230-947

For your notes...

‘T’ Type Production Data and General Information

TA

**Production Period:** June 1936 - April 1939  
**Car Numbers:** TA0251 - TA3253  
Abingdon Production: At this time Abingdon was virtually no more than an assembly plant and all items such as chassis, engines, transmissions were shipped into the plant from other Nuffield owned factories.

TB

**Production Period:** May 1939 - September 1939  
**Car Numbers:** TB0251 - TB0629  
Autumn 1938: Leonard Lord, rationalising parts usage in Morris production, announced the new XPJM engine from Morris Engines. The 1250cc XPAG unit was adapted from this model replacing the overhead camshaft Wolseley units originally destined for the TA.

TC

**Production Period:** November 1945 - November 1949  
**Car Numbers:** TC0251\* - TC10252

1945	17th September - 21st December	TC0251 - TC0351
1946	17th January - 31st December	TC0352 - TC2051
1947	17th January - 31st December	TC2052 - TC4411
1948	5th January - 24th December	TC4412 - TC7502
1949	5th January - 29th November	TC7503 - TC10251

**February 1945**  
Cecil Kimber, 56 years old, was killed in a railway accident just near Kings Cross Station, London. He had been manager of MG from 1923 until 1941 when he left after a major row with Miles Thomas, then managing director of Nuffield Group. Kimber had been the inspiration behind the first special bodied Morris bull-nose cars carrying the MG badge.

**Purchase Tax**  
This new tax was introduced following the war to fund the rebuilding of Britain, pushing the cost of new MG's up to high levels.

**Export Drive Begins**  
In 1947 Abingdon officially began exporting MG's to the USA. All early exports to the US were RHD because of the difficulties of conversion. Only 20% of the total TC production was officially exported to the USA. \*TC0251 appears to have been the prototype model TC and is often not counted in TC production figures.

TD-1

**Production Period:** November 1949 - August 1951  
**Car Numbers:** TD0251 - TD9158

1949	10th November - 20th November	TD0251 - TD0348
1950	2nd January - 22nd December	TD0349 - TD5169
1951	1st January - December	TD5170 - TD12577

TD-2

**Production Period:** August 1951 - September 1953  
**Car Numbers:** TD9159 - TD29915

1952	1st January - 31st December	TD12578 - TD23634
1953	1st January - 17th August	TD23635 - TD29915

**TD-2 & TD MkII**  
The TD-2 was the standard production car from September 1951 through 1953 and should not be confused with the TD MkII which had been developed and sold in limited numbers. The MkII was really intended for competition use only. The rare TD MkII was fitted with large valves in the cylinder head, 1 1/2" carburettors, twin fuel pumps and additional Andrex friction dampers.

**Chassis Numbers**  
Traditionally, all new MG models began with the chassis number 251. Abingdon 251 was in fact the factory's telephone number. Once taken over by BMC this traditional and delightful practice was stopped, perhaps in an effort to prove to Abingdon that they were now no more than a subsidiary of the mighty BMC empire. In 1955, proving otherwise George Eyston and Ken Miles, using the new MG XPEG 1466cc TF engine, took eight endurance records in Utah. It proved to the world that MG, though now a poor relation of BMC, still had what it took when it came to competing against all-corners.

TF

**Production Period:** October 1953 - May 1955  
**Car Numbers:** TF0501 - TF10100

1953	17th September - 31st December	TF0501 - TF2177
1954	4th January - 30th December	TF2178 - TF8643
1955	4th January - 4th April	TF8644 - TF10100

**Once Again**  
As was the case with the TD, the new TF was put together in just 2 weeks, this time by John Thornley and Syd Enever, following their failed attempt to talk Leonard Lord into providing funding for a replacement TD. Soon after, following widespread criticism of the new TF, funding was provided to produce the MGA.

**November 1954**  
Conversion of the XPAG to XPEG engine: Fitting of the 1466cc XPEG engine occurred in small batches During November 1954. The XPEG unit was initially sold in North America only. The British public, although hearing rumours of the larger engine's production, had to be content with buying the old model 1250cc XPAG engine until production stopped.

TF6501 - TF6650	(1466cc)
TF6651 - TF6750	(1250cc)
TF6751 - TF6850	(1466cc)
TF6851 - TF6950	(1250cc)
TF6951 - TF10100	(1466cc)

A Brief History Of The Development Of The ‘T’ Type.

H.N. Charles develops new TA at Cowley guided by Cecil Kimber. (Authorised & developed in 1935-36).

Chassis: Under slung style copied from the 1920's French design (first used on C type Monthlery Midgets of 1931).

Engine: Based on Morris's 1292cc side valve unit, cork faced wet clutch, four-speed gearbox without synchro.

Suspension: Half elliptic springs front and rear with Luvax shock absorbers.

Brakes: First Midget fitted with hydraulic brakes.

August 1938: Announcement of the Tickford Drop-Head Coupé with folding hood.

TB introduced May 1939 using TA body and chassis but with new XPAG engine, dry plate clutch, revised gearbox (with synchromesh on 2nd gear). 5:12:1 rear axle. Only 379 models were produced before onset of World War II. Abingdon turned its hand to war production.

November 1945 introduction of the TC. War production ceases and Abingdon returns to motor vehicle production. The body shell was based on pre war TA/TB model, but widened by 4" (similar to Tickford TA shell). Single 12-volt battery introduced. Luvax/Girling front shock absorbers fitted.

Exporting to the United States of America: TC7380 first USA official export model built in December 1948.

First TD mock up produced by Syd Enever and Alec Hounslow in two weeks during 1949. It was cobbled together using a YA type chassis (cut and shut) and heavily hammered TC body. Engine as per TC but gearbox used a new gearbox extension. Front Suspension altered to coil spring (a la YA, Morris 10 series M, MGA and MGB). Hypoid rear axle fitted. Rack and pinion replaced steering box. Pressed steel wheels fitted to take account of new suspension geometry. Two leading shoe front brakes installed. First batch of TD's was followed by the inclusion of tubular steel scuttle support to counter scuttle shake. Body extensively altered but similar in appearance to TC. Bumpers fitted.

Summer 1950, perforated wheels fitted as standard.

TD MkII introduced (August 1951).

Improved XPAG engine installed (engine XPAG/TD/9408 onwards). 8" clutch fitted with new flywheel and gearbox housing.

Engine XPAG/TD/14948 increased capacity sump pan fitted.

New style round tail lamps fitted from chassis number TD21303.

Rod control clutch linkage fitted from chassis TD22251 on.

Centre mounted wiper motor fitted at chassis number TD22315. (Fitted as safety feature).

From engine XPAG/TD/24116 new camshaft fitted to improve power.

The TF 1250 ran on the last modified TD chassis using TD running gear and components, but with raised gearbox final drive. Centre lock wire wheels became an option (theoretically this had become possible for the TD so long as the new TF-style hub and fittings were used). Perforated disc wheels were standard. New style grille accompanied altered bodywork. Sealed in headlamps completed the newer shape. Individual seats were finally adopted. Wiper motor hidden under fascia with scuttle-mounted wipers.

XPEG engine introduced gradually in November 1954 (see notes below # and conversion chart left \*).

# The new XPEG engine: First introduced at chassis number TF6501 in November 1954. The new XPEG engine had been designed, during the early fifties, by Morris Engines Branch. Boring out the XPAG engine was considered impossible as it had already been increased in capacity from 1140cc and the cooling system would be unable to dissipate heat from the block quickly enough if further change were made. A revolutionary new approach was used to redevelop the entire cylinder block and alter the cylinder head. Once designed, sufficient stocks of the engine were built up before being introduced to the Abingdon assembly lines in batches during November 1954.

Late TF (chassis number TF10100 engine XPEG/TF/3940) produced on 4th April 1955.

## Catalogue Contents

Ordering information.....	Page 01
Production Data .....	Page 02
Identifying Your Car .....	Page 02
Catalogue Contents & Location Of Serial Numbers ..	Page 03
Parts Index .....	Pages 04 & 05

## Engines & Components (See also Clutch)

Engine Mountings & Stabilisers .....	Page 06
JR Supercharger Kit .....	Page 06
External Engine.....	Page 06
Cylinder Block Fittings & Cylinder Head .....	Page 06
Oil Pump, Sump & Oil Filter .....	Page 06
Timing Cover & Engine Plates.....	Page 06
Inlet & Exhaust Manifolds .....	Page 06
Internal Engine .....	Page 08
Crankshaft, Con Rods, Pistons & Cylinder Liners ..	Page 08
Rocker Shaft, Valve Springs & Valves .....	Page 08
Camshaft & Timing Gear.....	Page 08
Engine Gasket Sets.....	Page 08

## Cooling System

Radiator & Fittings .....	Page 10
Oil Cooler Kits .....	Page 10
Water Pump, Fan, Thermostat & Hoses .....	Page 11

## Clutch System

LHD To RHD Steering Conversion Parts, TD & TF ..	Page 12
Clutch Drive Components & Flywheel .....	Page 12
Pedal Fittings, Operating Shaft, & Cables .....	Page 12

## Gearbox

Gearbox Components & Propshaft, TB & TC .....	Page 14
Gearbox Components & Propshaft, TD & TF .....	Page 16

## Fuel System

(For Inlet Manifold See 'External Engine')

Carburettors & Components, (All Models) .....	Page 18
Air Cleaners .....	Page 19
Fuel Pump & Control Cables .....	Page 19
Fuel Tank, Pipes & Fittings .....	Page 20

## Exhaust System

(For Exhaust Manifold See 'External Engine')

Exhaust System, (All Models) .....	Page 20
------------------------------------	---------

## Road Wheels & Tools

Road Wheels, (Standard) .....	Page 21
Wire Wheel Conversion Kit, TD & TF .....	Page 21
Roadside Tools & Equipment .....	Page 21

## Brake System

(For TD & TF Brake Drum Illustration See 'Front Suspension')

Brake System, (Handbrake & Hydraulic), TA-TB & TC ..	Page 22
Brake System, (Handbrake & Hydraulic), TD & TF ..	Page 23

## Steering

TA-TB & TC, (Inc. Tompkins Steering Kit) .....	Page 24
TD & TF .....	Page 25
Steering Conversion Parts, (LHD to RHD), TD & TF ..	Page 25

## Front Suspension

TA-TB & TC .....	Page 26
TD & TF .....	Page 27

## Rear Suspension

TA-TB & TC .....	Page 28
TD & TF .....	Page 28

## Rear Axle & Propshaft

TA-TB & TC .....	Page 30
TD & TF .....	Page 31

## Electrical System

Dynamo & Fittings .....	Page 32
Starter Motor & Fittings .....	Page 32
Starting Handle.....	Page 32
Battery, Fittings, Cables & Switches .....	Page 33
Wiring Harness, (Looms).....	Page 33
Ignition System.....	Page 34
Regulators & Fuses.....	Page 35
Windscreen Wiper Motor, Arms & Blades .....	Page 35
Horns & Fittings .....	Page 35
Headlamps & Fittings .....	Page 36
Front Fog Lamps & Fittings.....	Page 36
Front Side Lamps .....	Page 37
Rear Lamps .....	Page 37

## Dashboard Components

Dashboard, Switches, Instruments & Cables.....	Page 39
--	---------

## Body Panels, Body Tubs & Timbers

TA & TB .....	Page 40
TC .....	Page 42
TD .....	Page 44
TF.....	Page 46

## Body Rubbers

TA-TB & TC .....	Page 49
TD .....	Page 50
TF.....	Page 51

## Chrome

(Exterior Body Fittings & Chrome Trim)

TA-TB & TC .....	Page 52
TD .....	Page 54
TF.....	Page 56

## Interior

Interior Trim Kits, (all models).....	Page 58
Seat Assemblies, (all models).....	Page 58
Squab & Cushion Sets, (all models) .....	Page 59
Carpets, Mats & Boots, (all models) .....	Page 59

## Exterior

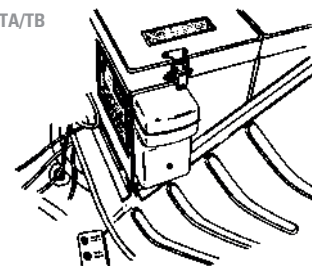
Hood, Frames & Rails, (all models) .....	Page 60
Tonneau Covers & fittings, (all models).....	Page 60
Side Screen & Frames, (all models) .....	Page 61
Side Screen Stowage Bag, (all models).....	Page 61

## Miscellaneous

Chassis Frame Fittings .....	Page 48
General Hardware & Fixings .....	Pages 62-64
Body Paints & Codes .....	Page 67

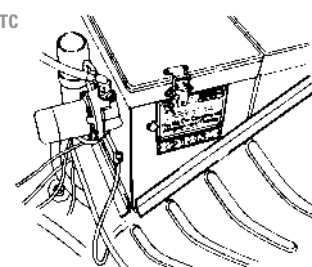
## Location of Serial Numbers

TA/TB



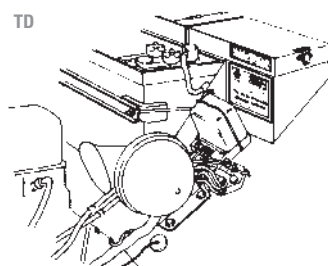
On front face of locker, towards left hand end

TC



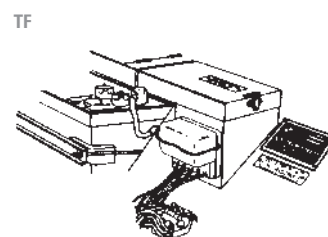
On left hand side of locker

TD




On front face of locker, towards left hand end

TF



On top face of bulkhead to the left hand side of locker



Note: These pages list only the major items in each area, such as body work, electrical and brake components. In many cases minor fittings, clamps and linkages etc., are not shown.

## A

Aero Screen, Brooklands	Page 53
Air Cleaner Manifold	Page 19
Air Cleaners	Page 19
Ammeter	Page 39
Axle Shaft, TA-TB & TC	Page 30
Axle Shaft, TD & TF	Page 31

## B

Badge Bar, TA-TB & TC	Page 53
Badge Bar, TD & TF	Page 54
Battery	Page 33
Battery Fittings	Page 33
Battery Tray Liner	Page 33
Bearings, Con-Rod, (Big End)	Page 08
Bearings, Camshaft	Page 08
Bearings, Main	Page 08
Body Panels, TA & TB	Page 40
Body Panels, TC	Page 42
Body Panels, TD	Page 44
Body Panels, TF	Page 46
Body Timbers, TA & TB	Page 41
Body Timbers, TC	Page 43
Body Timbers, TD	Page 45
Body Timbers, TF	Page 47
Body Tub Steelwork, TA & TB	Page 40
Body Tub Steelwork, TC	Page 42
Body Tub Steelwork, TD	Page 44
Body Tub Steelwork, TF	Page 46
Body Tub, TA & TB	Page 41
Body Tub, TC	Page 43
Body Tub, TD	Page 45
Body Tub, TF	Page 47
Bolts, (General Fasteners)	Page 62
Books	Accessories
Boyce Moto Meter & Cap, TC & TD	Acc.
Brake Hoses, TA-TB & TC	Page 22
Brake Hoses, TD & TF	Page 23
Brake Light Switch, TA-TB & TC	Page 22
Brake Light Switch, TD & TF	Page 23
Brake Master Cylinder, TA-TB & TC	Page 22
Brake Master Cylinder, TD & TF	Page 23
Brake Pipe Set, TA-TB & TC	Page 22
Brake Pipe Set, TD & TF	Page 23
Brake Shoe Set, TA-TB & TC	Page 22
Brake Shoe Set, TD & TF	Page 23
Brake System, TA-TB & TC	Page 22
Brake System, TD & TF	Page 23
Brooklands Aero Screen	Page 53
Brooklands Steering Wheel	Page 29 & Acc.
Brush Set, Dynamo	Page 32
Brush Set, Starter	Page 32
Bulbs	See Lamps
Bumpers, TD	Page 54
Bumpers, TF	Page 57

## C

Camshaft	Page 08
Camshaft Bearings	Page 08
Car Covers	Accessories
Carburettors & Fittings	Page 18
Carburettor Gasket Set	Page 18
Carburettor Rebuild Kits	Page 18
Carburettor SU Manual	Accessories
Carpet Hardware	Page 59
Carpet Sets	Page 59
Chassis/Engine Plates, TA-TB & TC	Page 52
Chassis/Engine Plates, TD	Page 54
Chassis/Engine Plates, TF	Page 56
Chassis Frame Fittings, TA-TB & TC	Page 48
Chassis Frame Fittings, TD & TF	Page 48
Choke Cables	Pages 19 & 38
Chrome Exterior, TA-TB & TC	Page 52
Chrome Exterior, TD	Page 54
Chrome Exterior, TF	Page 56
Cluster Panel	Page 06

Clutch	Page 12
Clutch Cover	Page 12
Clutch Lever Arm	Page 12
Clutch Linkages	Page 12
Clutch Pedal	Page 12
Clutch Plate	Page 12
Clutch Release Bearing	Page 12
Coil, Ignition	Page 34 & Accessories
Colour Chart, Interior trim	Page IBC
Condenser	Page 34
Contact Breakers	Page 34
Conversion Of LHD To RHD	Page 25
Crankshaft	Page 08
Crankshaft Bearings	Page 08
Crown Wheel & Pinion, TA-TB & TC	Page 30
Crown Wheel & Pinion, TD & TF	Page 31
Cushion/Squab Sets	Page 59
Cylinder Head/Information	Pages 06 & 07
Cylinder Liners	Page 08

## D

Damper Assembly, Carburettors	Page 18
Dash Panels	Page 38
Dashboards	Page 38
Decals, (Instruments)	Page 38
Differential Gear, TA-TB & TC	Page 30
Differential Gear, TD & TF	Page 31
Dip Switch, Floor Mounted	Page 35
Distributor	Page 34
Distributor Cap	Page 34
Distributor Components	Page 34
Door Hinges, TA & TB	Page 40
Door Hinges, TC	Page 42
Door Hinges, TD	Page 44
Door Hinges, TF	Page 46
Door Locks, TA, TB & TC	Page 52
Door Locks, TD	Page 54
Door Locks, TF	Page 56
Driving Lamp	Accessories
Dynamo	Page 32

## E

Engine Spray Paint	Page IBC
Engine, History	Page 06
Engine, External Components	Page 06
Engine, Internal Components	Page 08
Engine/Chassis Plates, TA-TB & TC	Page 52
Engine/Chassis Plates, TD	Page 54
Engine/Chassis Plates, TF	Page 56
Engine Mountings/Stabilisers	Page 06
Exhaust System, TA-TB & TC	Page 20
Exhaust System, TD & TF	Page 20

## F

Fan Belt	Page 11
Fan Blades, Cooling	Page 11
Float Bowls, Carburettors	Page 18
Fog Lamp Switch	Page 38
Fog Lamps	Pages 36 & 52 & Acc.
Fuel Cap, TA-TB & TC	Page 52
Fuel Cap, TD	Page 54
Fuel Cap, TF	Page 56
Fuel Pipes	Page 20
Fuel Pump & Components	Page 20
Fuel Reserve Tap	Page 19
Fuel Tank Float Unit	Page 19
Fuel Tank, TA-TB & TC	Page 20
Fuel Tank, TD-TF	Page 20
Fume Excluder, TA-TB & TC	Page 49
Fume Excluder, TD	Page 50
Fume Excluder, TF	Page 51
Fuses & Fuse Block	Page 35

## G

Gasket Set, Engine	Page 09
Gasket Set, Gearbox, TB & TC	Page 15
Gasket Set, Gearbox, TD & TF	Page 17
Gear Knob, TB & TC	Page 14
Gear Knob, TD & TF	Page 17
Gear Lever, TB & TC	Page 14
Gear Lever, TD & TF	Page 17

Gearbox Components, TB & TC	Page 14
Gearbox Components, TD & TF	Page 16
Gearbox Cover, TA-TB & TC	Page 49
Gearbox Cover, TD	Page 50
Gearbox Cover, TF	Page 51
Glove Box	Page 38
Glove Box Top	Page 38
Grab Handles	Page 38
Grose-Jets, (Needle & Valve)	Accessories

## H

HT Leads	Page 34 & Accessories
Handbrake Components, TA-TB & TC	Page 22
Handbrake Components, TD & TF	Page 24
Handbrake, TA-TB & TC	Page 22
Handbrake, TD & TF	Page 24
Hardware, (Nuts/Bolts etc.)	Page 62
Headlamps	Page 36
Headlamp Bulbs	Page 36
Headlamp Stone Guards	Accessories
Headlamps, Tripod	Accessories
Hood Fittings	Page 60
Hood Frame	Page 60
Hood Rails	Page 60
Hoods	Page 60
Horn	Page 35
Horn Switch	Page 38
Hub Bearings, Front, TA-TB & TC	Page 26
Hub Bearings, Front, TD & TF	Page 27
Hub Bearings, Rear, TA-TB & TC	Page 30
Hub Bearings, Rear, TD & TF	Page 31
Hub Caps, TD	Page 54
Hub Caps, TF	Page 56
Hub Seals, Front, TA-TB & TC	Page 26
Hub Seals, Front, TD & TF	Page 27
Hub Seals, Rear, TA-TB & TC	Page 30
Hub Seals, Rear, TD & TF	Page 31
Hub, Front, TA-TB & TC	Page 26
Hub, Front, TD & TF	Page 27
Hub, Rear, TA-TB & TC	Page 30
Hub, Rear, TD & TF	Page 31

## I

Identification Tags, Engine	Page 07
Ignition Coils	Page 34 & Accessories
Ignition Leads	Page 34 & Accessories
Ignition/Headlamp Switch	Page 38
Instrument Panel Paint	Page IBC
Instruments	Page 38

## J

Jack	Accessories
Jets, Carburettors	Page 18

## K

Key Fobs	Accessories
King Pins, TA-TB-TC	Page 26
King Pins, TD-TF	Page 27

## L

L.T. Leads	Page 34
Lamps, Headlamps	Page 36
Lamps, Side, Tail etc.	Page 37
Lamps, Warning	Page 38
Leaf Spring, Front, TA-TB-TC	Page 26
Leaf Spring, Rear, TA-TB-TC	Page 28
Leaf Spring, Rear, TD-TF	Page 28
LHD To RHD Conversion Parts, TD-TF	Page 25
Lights, Panel & Accessory Switch	Page 38
Luggage Rack, TA-TB-TC	Page 52
Luggage Rack, TD	Page 54
Luggage Rack, TF	Page 56

## M

Main Bearings	Page 08
Manifold, Air Cleaner	Page 19
Map Light	Page 38
Master Cylinder, Brake, TA-TB & TC	Page 22
Master Cylinder, Brake, TD & TF	Page 23

Medallion, Radiator, TA-TB & TC	Page 52
Medallion, Radiator, TD	Page 54
Medallion, Radiator, TF	Page 56
Mirrors, TA-TB & TC	Page 52
Mirrors, TD	Page 54
Mirrors, TF	Page 56
Moto-Lita Steering Wheel	Accessories

## N

Needle & Seat, (See Also Grose-Jets)	Page 18
Needle, Carburettor	Page 18
Number Plate Lamp	Page 37
Nuts, (General Fasteners)	Page 62

## O

Oil Cooler Kits	Page 10 & Accessories
Oil Filter, (Standard)	Page 06
Oil Filter, (Conversion)	Accessories
Oil Pressure Gauge	Page 38
Oil Pressure/Water Temp. Gauge	Page 38
Oil Pump	Page 06
Oil Temperature Gauge	Page 38

## P

Paint, Engine	Page IBC
Paint, Hood Frame	Page IBC
Paint, Instrument Panel	Page IBC
Paints	Page IBC
Pedal Pad, (Brake & Clutch)	Page 12
Pinion Gear, TA-TB & TC	Page 30
Pinion Gear, TD-TF	Page 31
Piping Sets, Wing, TA-TB & TC	Page 49
Piping Sets, Wing, TD	Page 50
Piping Sets, Wing, TF	Page 51
Pistons & Piston rings	Page 08
Propshaft, (All Models)	Pages 15 & 17
Pulley, Dynamo	Page 32

## R

Rack & Pinion, TD & TF	Page 25
Radiator Cap, TA-TB & TC	Page 10
Radiator Cap, TD & TF	Page 10
Radiator Hoses	Page 11
Radiator Mountings, TA-TB & TC	Page 10
Radiator Mountings, TD & TF	Page 10
Radiator Shell/Grille, TA-TB & TC	Page 52
Radiator Shell/Grille, TD	Page 54
Radiator Shell/Grille, TF	Page 56
Rear Axle, TA-TB & TC	Page 30
Rear Axle, TD & TF	Page 31
Rear Differential, TA-TB & TC	Page 30
Rear Differential, TD & TF	Page 31
Reflectors	Page 37
Regulator	Page 35
Reverse Light Switch	Page 35
Ring Gear	Page 12
Rockers	Page 08
Rocker Adjusters	Page 08
Rocker Cover	Page 06 & Accessories
Rocker Pedestal	Page 08
Rocker Shaft	Page 08
Rotor Arm	Page 34
Rubber Components, TA-TB & TC	Page 49
Rubber Components, TD	Page 50
Rubber Components, TF	Page 51
Running Board Piping	Page 49

## S

Scuttle, TA & TB	Page 40
Scuttle, TC	Page 42
Scuttle, TD	Page 44
Scuttle, TF	Page 46
Seat Assemblies	Page 58
Seat Components	Page 59
Seat Foams	Page 59
Seat Frames	Page 59
Seat Kits	Page 58
Seat Padding	Page 59
Seats	Page 58
Sender Unit, Fuel	Page 19

Shock Absorber, Front, TA-TB & TC .	Page 26
Shock Absorber, Front, TD & TF . . . . .	Page 27
Shock Absorber, Rear, TA-TB & TC. .	Page 28
Shock Absorber, Rear, TD & TF . . . .	Page 28
Shock Absorber Bush Installation Kit .	Page 28
Side Lamp . . . . .	Page 37
Side Screen Covers . . . . .	Page 61
Side Screen Frames . . . . .	Page 61
Side Screen Stowage Bags. . . . .	Page 61
Slow Running Cable . . . . .	Page 19
Speedometer . . . . .	Page 38
Speedometer Cables. . . . .	Page 38
Spokes, (Wire wheels) . . . . .	Page 21
Squab/Cushion Sets . . . . .	Page 59
Starter . . . . .	Page 32
Starter Cables. . . . .	Pages 19 & 33
Starter Components . . . . .	Page 32
Starter Switch. . . . .	Pages 33 & 35
Starter Handle . . . . .	Page 32
Steering Arms, TD & TF . . . . .	Page 27
Steering Arms, TA-TB & TC . . . . .	Page 26
Steering Box Components, TA-TB & TC. .	Page 24
Steering Box, TA-TB & TC. . . . .	Page 24
Steering Bushes, TA-TB & TC. . . . .	Page 26
Steering Bushes, TD & TF. . . . .	Page 26
Steering Column, TD & TF . . . . .	Page 27
Steering Kit, Tompkins, TA-TB & TC. .	Page 24
Steering Knuckle, TA-TB & TC . . . . .	Page 25
Steering Knuckle, TD & TF . . . . .	Page 27
Steering Rack & Pinion, TD & TF . . .	Page 25
Steering Wheel, Moto-Lita . . . . .	Accessories
Steering Wheel, TA-TB & TC. . . . .	Page 24
Steering Wheel, TD & TF. . . . .	Page 25
Stop Light Switch, TA-TB & TC. . . . .	Page 22
Stop Light Switch, TD & TF. . . . .	Page 23
Sun Visors . . . . .	Accessories
Suspension, Front, TA-TB & TC . . . .	Page 26
Suspension, Front, TD & TF . . . . .	Page 27
Suspension, Rear, TA-TB & TC. . . . .	Page 28
Suspension, Rear, TD & TF. . . . .	Page 28
Switch, Brake Light, TA-TB & TC . . .	Page 22
Switch, Brake Light, TD & TF . . . . .	Page 23
Switch, Dip-Floor Mounted . . . . .	Page 35
Switch, Fog Light . . . . .	Page 38
Switch, Horn/Dip. . . . .	Page 38
Switch, Ignition/Headlamp . . . . .	Page 38
Switch, Light Panel, Accessory. . . . .	Page 38
Switch, Reverse Light. . . . .	Page 35
Switch, Starter . . . . .	Pages 33 & 35
Switch, Turn Signal . . . . .	Page 35
Switches. . . . .	Pages 35 & 38

## T

Tachometer Cable . . . . .	Pages 32 & 38
Tachometers. . . . .	Page 38
Tail Lamp. . . . .	Page 37
Tap & Die Set . . . . .	Page 62
Tappet Cover . . . . .	Page 07 & Accessories
Thermostat. . . . .	Page 11
Thermostat Housing . . . . .	Page 11
Thread Restorer . . . . .	Page 27
Thread Fittings On MG 'T' Types. . . .	Page 62
Threshold Plates, TA-TB & TC. . . . .	Page 52
Threshold Plates, TD. . . . .	Page 54
Threshold Plates, TF. . . . .	Page 56
Timber Components, TA & TB. . . . .	Page 41
Timber Components, TC. . . . .	Page 43
Timber Components, TD. . . . .	Page 45
Timber Components, TF. . . . .	Page 47
Tompkins Steering Kit, TA-TB & TC .	Page 24
Tonneau Covers . . . . .	Page 60
Tonneau Fittings. . . . .	Page 60
Tool Roll . . . . .	Page 21
Tools, Roadside . . . . .	Page 21
Tools, Wheel. . . . .	Accessories
Trim Colour Charts. . . . .	Page IBC
Trim Kits. . . . .	Page 58
Trim Material . . . . .	Page 58
Turn Signal Lamp, Rear . . . . .	Page 37
Turn Signal Switch. . . . .	Page 35
Tyre Lever Set . . . . .	Page 21
Tyres, TA-TB & TC . . . . .	Page 49
Tyres, TD . . . . .	Page 50
Tyres, TF . . . . .	Page 51

## U

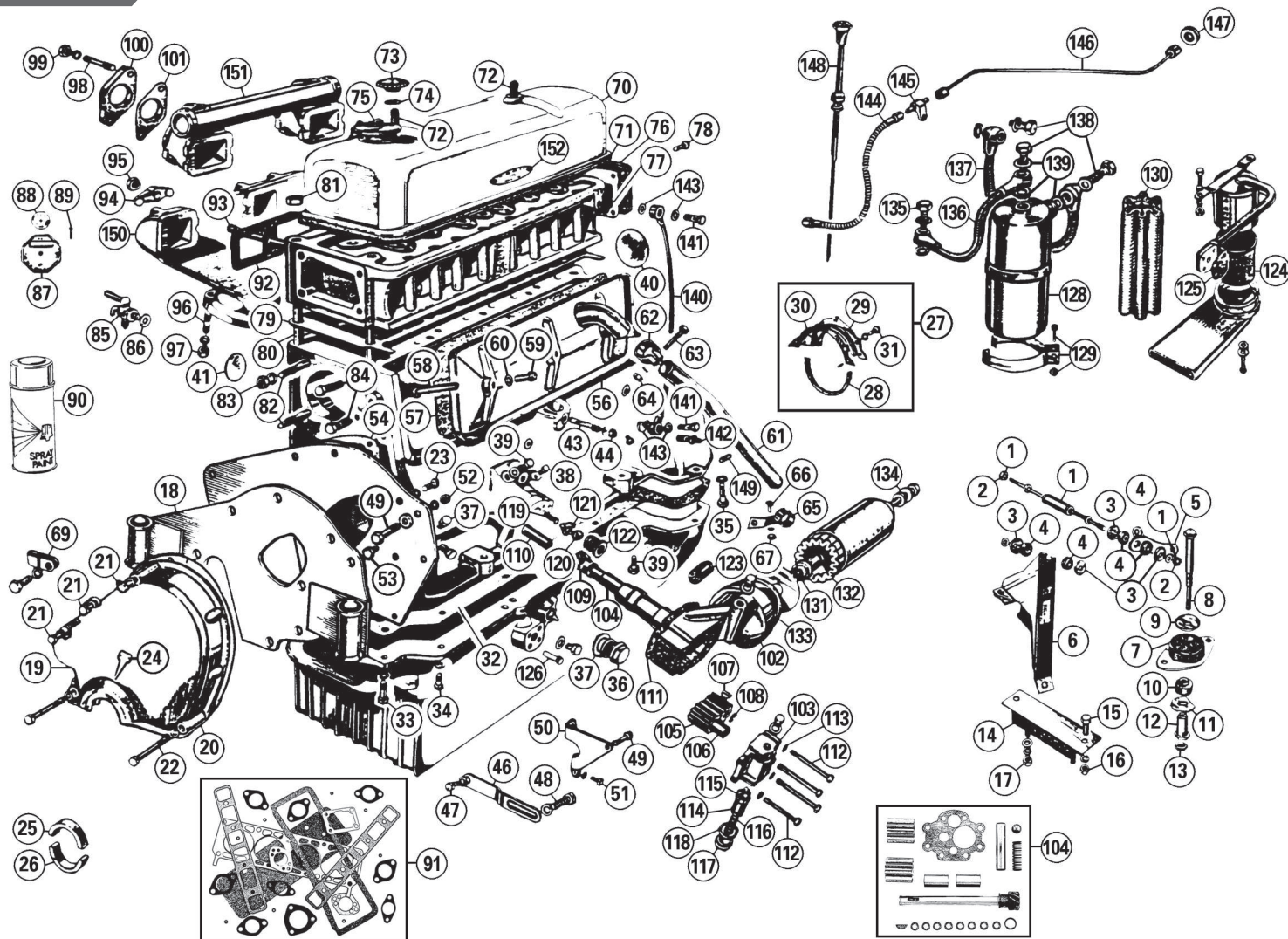
Under Dash Shield Kit. . . . .	Page 39
Universal Joints, Propshaft . . . . .	Pages 30 & 31

## V

Valve Guides. . . . .	Page 08
Valve Springs . . . . .	Page 08
Valves, Inlet & Exhaust . . . . .	Page 08
Voltage Regulator . . . . .	Page 35

## W

Warning Lamps . . . . .	Page 38
Water Pump . . . . .	Page 11
Water Pump Components. . . . .	Page 11
Water Temperature Gauge . . . . .	Page 38
Wheel Cylinders, TA-TB & TC . . . . .	Page 22
Wheel Cylinders, TD & TF . . . . .	Page 23
Wheel Paint . . . . .	Page IBC
Wheel Spinner, TA-TB & TC . . . . .	Page 21 & Acc.
Wheel Spinner, TD & TF . . . . .	Page 21 & Acc.
Wheel Tools . . . . .	Accessories
Wheel, Wire . . . . .	Page 21
Wheel, Wire, Conversion Kit, TD & TF. .	Page 21
Wheels . . . . .	Page 21
Wind Wing Set . . . . .	Page 55 & Accessories
Windscreen Fittings, TA-TB & TC . . .	Page 53
Windscreen Fittings, TD . . . . .	Page 55
Windscreen Fittings, TF . . . . .	Page 57
Wing Covers . . . . .	Page 40
Wing Piping . . . . .	Pages 49, 50 & 51
Wings, TA & TB . . . . .	Page 40
Wings, TC. . . . .	Page 42
Wings, TD. . . . .	Page 44
Wings, TF. . . . .	Page 46
Wiper Arm . . . . .	Page 35
Wiper Blades . . . . .	Page 35
Wiper Components . . . . .	Page 35
Wiper Motor . . . . .	Page 35
Wiper Wheelbox . . . . .	Page 35
Wire Wheel Conversion Kit, TD & TF. .	Page 21
Wire Wheels, TA-TB & TC. . . . .	Page 21
Wire Wheels, TD & TF. . . . .	Page 21
Wiring Looms . . . . .	Page 33



ill.	Part Number	Description	Req.	Details
<b>External Engine</b>				
<b>A Brief History of the 'T' Type Engine</b>				
<p>The new MG TA should have had a Wolseley overhead camshaft engine, but it was cheated of this power unit at the last moment by Leonard Lord. Rationalisation plans forced them to use the "new" version of the old side valve unit designed by Hotchkiss &amp; Cie, destined for the Wolseley 10/40 saloon. The engine (coded MPJG) was modified further just in time for the release of the TA, using twin SU carburettors, modified camshaft and exhaust manifold.</p> <p>1939 saw the introduction of the MG TB with a 1250cc XPAG engine (from the new Morris 10 XPJM unit). This engine was used (with further modifications in 1951 for TDII models) right up to the end of production of the TF model. The 1500cc XPEG power unit (introduced in 1954, and running concurrently with the older XPAG engine) was the result of a major redevelopment of the XPAG unit and were mostly fitted to TF's that were destined for the American market.</p>				

Note: Although our supply of TA components is somewhat limited, if there is a specific component that you require that we have not illustrated/listed, please don't give up hope. For there are occasions when we hear of items (sometimes original) that suddenly become available, please contact your nearest Moss branch for latest information.

### Engine Mountings & Stabilisers

1	411-050	STABILISER LINK	1	TD & TF
2	311-155	LOCK NUT, adjuster	2	
3	324-988	WASHER SET, control link, 4 washers	1	
4	281-158	BUSH SET, control link, 4 bushes	1	
5	411-040	BRACKET, control link	1	TA-TB & TC
6	411-060	BRACKET, engine control, on chassis	1	
7	410-010	ENGINE MOUNTING, front	2	
8	320-920	BOLT, engine mounting	2	
9	410-030	WASHER, engine mounting	2	TA-TB & TC
10	410-020	REBOUND RUBBER	2	
11	324-490	WASHER, rebound rubber	2	
12	311-530	SLEEVE NUT, engine mounting	2	
13	AJD8105Z	LOCK NUT, sleeve nut	2	TA
14	411-010	ENGINE MOUNTING, front	1	

iii.	Part Number	Description	Req.	Details
15	320-560	BOLT, front engine mounting	2	TD & TF
16	AJD8106Z	NUT, mounting bolt	2	
17	AJD8106Z	NUT, front engine mounting	2	
18	433-635	ENGINE PLATE	1	TB & TC
	433-645	ENGINE PLATE	1	TD & TF
19		COVER, timing chain	1	TB-TC-TD & TF
20	291-600	GASKET, timing chain cover	1	TB-TC-TD & TF
21	320-300	MEDIUM BOLT, timing cover	3	
22	320-310	LONG BOLT, timing cover	2	
23	320-260	SHORT BOLT, timing cover	2	
24	433-590	TDC INDICATOR	1	TB-TC-TD & TF
25	291-700	UPPER SEAL, front crankshaft	1	
26	291-100	LOWER SEAL, front crankshaft	1	
	602178A	LOWER SEAL, front crankshaft, rope	1	
	120-750	OIL SEAL*, front crankshaft, uprated	1	
*Note: Modern (easy fit) lip-type to replace items 25 & 26. These lip-type seals replace the original leak prone impregnated rope seals. The modern seal fits into the original recess and glued in place with silicone gasket maker (part no. GGL1009).				
27	433-421	OIL SEAL CONVERSION KIT, rear	1	TB-TC-TD & TF
	433-423	OIL SEAL, replacement	1	
*Note: Our modified oil seal assembly replaces items 28, 29, 30 & 31.				
	433-425	'SPEEDY SLEEVE'*	1	
*Note: Our 'Speedy Sleeve' compensates for wear and/or corrosion on the flywheel flange.				
28	291-200	SEAL, rear crankshaft	1	TB-TC-TD & TF
29	433-410	OIL THROWER, rear upper main	1	
30	291-900	GASKET, rear oil thrower	1	
31	320-130	BOLT, rear oil thrower	3	
32	AAA5659X	GASKET SET, sump, 2 piece	1	TB-TC-TD & TF
33	320-265	BOLT, front sump	2	
34	320-270	BOLT, centre sump	10	
35	320-290	BOLT, rear sump	2	
36	328-120	PLUG, oil drain	1	TA
37	6K431B	WASHER, oil drain plug	1	
38	328-100	PLUG, oil feed hole	5	
39	328-070	PLUG, oil by-pass hole	1	
	328-020	PLUG, front oil gallery	1	TA
	328-030	PLUG, rear oil gallery	1	
40	AAA5561	CORE PLUG, large	2	TA
41	319-050	CORE PLUG, small, 39mm diameter	7	

ill.	Part Number	Description	Req.	Details
	CA1056	CORE PLUG, small, 35mm diameter	6	TB-TC-TD & TF
	328-428	CORE PLUG SET, brass	1	TC-TD & TF
43	433-540	COTTER CLAMP BOLT, distributor	1	TD From (c) 20942, TF
44	AJD8104	NUT, distributor clamp bolt	1	
46	433-650	ADJUSTING LINK, dynamo	1	
47	320-260	BOLT, adjusting link	1	
48	322-510	BOLT, dynamo	1	
49	320-290	BOLT, dynamo	2	TB-TC-TD & TF
50	433-640	BRACKET, rear dynamo mounting	1	
51	320-260	BOLT, rear dynamo bracket	2	
52	311-100	NUT, dynamo bolt	2	
53	320-260	BOLT, bearer plate to block	2	
54	291-800	GASKET, bearer plate	1	
56	224-240	COVER, tappet, cast aluminium	1	
57	290-610	GASKET, tappet inspection cover	1	TA
	290-600	GASKET, tappet inspection cover	1	TB-TC-TD & TF
58	328-710	STUD, tappet cover	3	
59	433-340	NUT, tappet cover	3	TB-TC-TD & TF
60	324-620	WASHER, fibre tappet cover	3	
61	451-150	BREATHER PIPE, tappet cover	1	TB & TC
	451-160	BREATHER PIPE, tappet cover	1	TD & TF
62	433-800	UPPER CLAMP, breather pipe	1	
63	320-200	BOLT, upper clamp	1	
64	AJD8104	NUT, upper clamp	1	TB-TC-TD & TF
65	433-620	LOWER CLAMP, breather pipe	1	
66	AJD6155Z	BOLT, lower clamp	1	
67	AJD8104	NUT, lower clamp	1	
69	372-610	CLIP, carburettor overflow pipe	1	
70	224-225	ROCKER COVER*, alloy, non finned	1	TB & TC
	224-226	ROCKER COVER*, alloy, finned	1	TD
	224-245	ROCKER COVER*, alloy, finned	1	TF
		(*Rocker cover features MG logo and includes filler cap).		
71	290-310	GASKET, rocker cover	1	TA, rubberised cork
	290-300	GASKET, rocker cover	1	TB-TC-TD & TF
		(Rubberised cork).		
72	328-770	STUD, rocker cover	2	
73	433-560	BAKELITE THUMB NUT	2	
74	324-610	WASHER, rocker cover nut	2	
75	433-490	FILLER CAP, oil, original cover only	1	TB-TC-TD & TF
76	433-310	COVER PLATE, rear head	1	
77	290-800	GASKET, rear cover plate	1	
78	323-180	SCREW, rear cover plate	4	
79	290-010	GASKET, cylinder head	1	TA
	290-000	GASKET, cylinder head	1	1250cc To (e) 22734
		(Elongated water holes).		
	290-100	GASKET, cylinder head	1	1250cc From (e) 22735
		(Round water holes).		
	290-200	GASKET, cylinder head	1	1500cc engines
80	328-781	STUD, cylinder head, long	7	TA
	328-782	STUD, cylinder head, short	4	
	328-780	STUD, cylinder head	10	
81	311-200	NUT, cylinder head stud	10	
82	328-750	STUD, water pump mounting	2	
83	311-100	NUT, water pump stud	2	
84	320-290	BOLT, water pump mounting	2	TB-TC-TD & TF
85	434-240	TAP, water drain, in block	1	
86	WF509	WASHER, water drain tap	1	
87	408-770	'ID' TAG, blank, engine	1	
88	408-850	BRASS BUTTON, ID tag, TC style	1	
89	FAS2	RIVET, engine ID tag	1	
90	CCEP1	ENGINE PAINT, maroon, aerosol	a/r	400ml
91	297-218	HEAD GASKET SET	1	TA
	G100	HEAD GASKET SET	1	1250cc To (e) 22734
	G100Z	HEAD GASKET SET, aftermarket	1	
	G102	HEAD GASKET SET	1	1250cc From (e) 22735
	297-408	HEAD GASKET SET	1	1500cc
92	290-410	GASKET, manifold	1	TA
	290-400	GASKET, manifold	1	TB-TC-TD & TF
93	318-000	STUD, manifold	8	TA
	328-760	STUD, manifold	4	TB-TC-TD & TF
94	433-630	CLAMP, manifold	4	
95	311-100	NUT, manifold clamp	8	
96	328-828	STUD SET, exhaust flange, 3 studs	1	TA-TB & TC
	328-808	STUD SET, exhaust flange, 3 studs	1	TD & TF
97	311-768	NUT SET, exhaust flange, 3 nuts	1	
	SH110301	BOLT, carburettor to manifold	4	TA-TB-TC & TD
98	328-810	STUD, carburettor to manifold	4	
99	311-210	NUT, carburettor to manifold stud	4	TF
100	AHH5713	SPACER, carburettor to manifold	2	
101	1G2624	GASKET, carburettor to manifold	2	TA-TB-TC & TD, (1 1/4")
	AEH551	GASKET, carburettor to manifold	4	TD MkII (1 1/2") & TF
102		BODY, oil pump	1	TB & TC
		BODY, oil pump	1	TD To (e) 14223
		BODY, oil pump	1	TD From (e) 14224, TF

ill.	Part Number	Description	Req.	Details
	103	CAP, oil pump	1	TB & TC
		CAP, oil pump	1	TD To (e) 14223
	435-050	CAP, oil pump	1	TD From (e) 14224, TF
104	435-088	REBUILD KIT, oil pump	1	
105	435-128	GEAR SET, oil pump, 2 gears	1	
106	330-318	BUSH SET, driving gear & housing	1	TB-TC-TD & TF
107	327-050	KEY, driving gear	1	
108	326-010	CIRCLIP, driving gear	1	
109	435-090	SHAFT & GEAR	1	
110	435-130	SHAFT, driven gear	1	
111	292-300	GASKET, oil pump to block	1	all models
112	320-160	BOLT, short, 2 1/2"	4	TB-TC & TD To (e) 14223
			2	TD From (e) 14224, TF
	320-165	BOLT, medium, 3 1/4"	2	TB, TC, TD To (e) 14223
			4	TD From (e) 14224, TF
	320-170	BOLT, long, 3 1/2"	2	TB-TC-TD & TF
113	324-978	WASHER SET, copper, 8 washers	1	all models
114	435-170	GUIDE, relief valve ball	1	TB-TC-TD & TF
115	329-530	BALL, relief valve	1	
116	329-080	SPRING, relief valve	1	TB-TC-TD & TF
117	435-180	CAP, relief valve	1	
118	324-790	WASHER, relief valve cap	1	
119	329-090	SPRING, by-pass	1	
120	329-530	BALL, by-pass	1	with separate filter
121	435-200	BALL GUIDE	1	TB-TC & TD To (e) 14223
122	435-190	BALL SET	1	
123	435-060	VALVE, by-pass	1	fitted in late pump
124	291-500	GASKET, oil screen	1	TD From (e) 15372, TF
	291-300	GASKET, oil pick-up	1	TB-TC & TD To (e) 15371
125	291-400	GASKET, oil pick-up	1	TD From (e) 15372, TF
126	320-150	BOLT, oil pick-up to sump	a/r	TB-TC-TD & TF
128	435-360	OIL FILTER ASSEMBLY, throw-away	1	
	435-385	OIL FILTER ASSEMBLY, steel unit	1	TB-TC & TD To (e) 14223
		(With renewable element).		
	435-395	ELEMENT, for 435-385 assembly	1	
	435-375	OIL FILTER, spin-on conversion	1	TB-TC & TD To (e) 14223
	GFE166	OIL FILTER, for 435-375 assembly	1	
129	435-310	FILTER STRAP ASSEMBLY	1	TB & TC
	435-430	FILTER STRAP ASSEMBLY	1	TD To (e) 14223
130	435-370	ELEMENT, oil filter	1	TA
131	435-140	ADAPTOR, filter bolt to pump	1	
132	8G683	ELEMENT, oil filter, felt	1	TD From (e) 14224 & TF
	GFE102	ELEMENT, oil filter, paper, alternative	1	
133	8G619	SEALING RING, oil filter	1	
134	7H1948	SEAL, bolt	1	
135	321-018	BOLT SET, oil pump flange, 2 bolts	1	TB & TC
136	435-440	OIL PIPE, pump to filter	1	
136	435-450	OIL PIPE, pump to filter	1	TD To (e) 14223
137	435-460	OIL PIPE, filter to block	1	TB-TC & TD
138	435-480	BANJO BOLT, oil pipe, TB-TC uses 3	1	To (e) 14223
139	324-958	WASHER SET, copper, 6 washers	1	TB & TC
	324-968	WASHER SET, copper, 8 washer	1	TD To (e) 14223
140	435-510	OIL PIPE, head to block	1	TB-TC & TD To (e) 9407
	435-520	OIL PIPE, head to block	1	TD From (e) 9408, TF
141	435-465	BANJO BOLT, round	1	TB-TC & TD To (e) 9407
	435-490	BANJO BOLT, hexagon	2	TD From (e) 9408, TF
142	435-500	BANJO BOLT, with flex pipe adaptor	1	TB-TC & TD To (e) 9407
143	324-760	WASHER, banjo bolt	4	
144	AAA627	OIL PIPE, flexible, to bulkhead fitting	1	TB-TC-TD & TF
145	AAA628	FITTING, oil pipe	1	
146	435-528	OIL PIPE, block to gauge	1	TA
	AHH5323	OIL PIPE, fitting to gauge	1	TB-TC-TD & TF
147	2K4936	WASHER, leather	1	
148	433-830	DIPSTICK	1	TB & TC
	433-820	DIPSTICK	1	TD & TF
149	325-318	DOWEL SET, bell housing	1	
150	454-305	EXHAUST MANIFOLD	1	
151	373-360	INLET MANIFOLD, 1 1/4"***	1	TB-TC & TD
152	408-745	PLATE, valve clearance, 0.012"	1	
	408-735	PLATE, valve clearance, 0.019"	1	

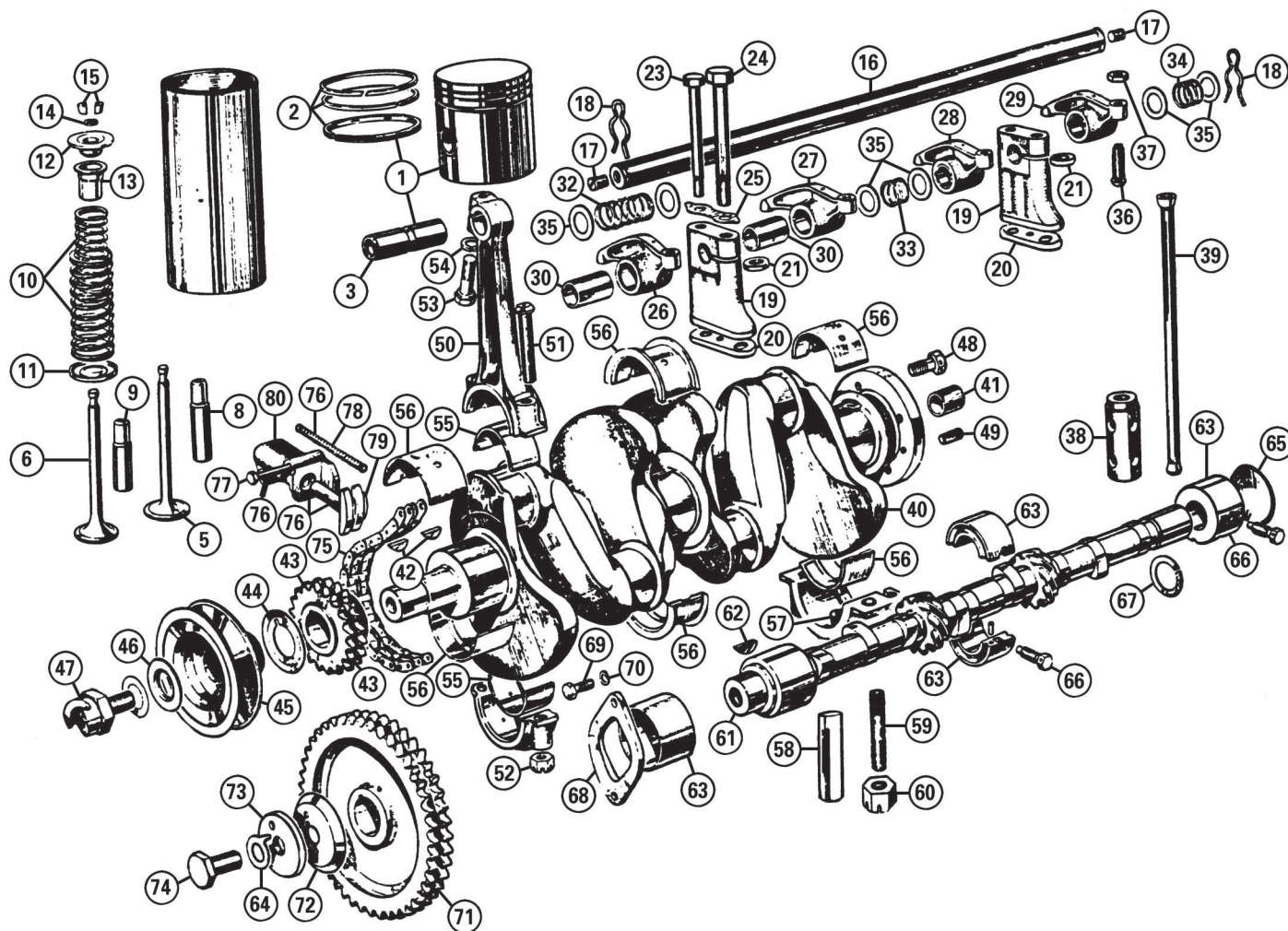
\*\*Note: Can be used on TD MkII & TF if the inlet ports are bored to 1 1/2".

Cylinder Head Depth

Original 1250 or 1500 cylinder heads had a thickness of 3.022", but over the years, many have been excessively machined, causing problems with detonation and/or overheating. Two head gaskets can be fitted, which will increase the effective cylinder head thickness by approximately 0.045".

Rebuilding T-Type Oil Pumps

Most 'T' Type oil pumps can be rebuilt to like-new condition, but care must be exercised that proper gear end float clearances are obtained. Specifications are listed in the workshop manuals and the machine work can be entrusted to your local (& competent) machine shop.



ill. Part Number Description Req. Details

## Internal Engine

### Pistons, Rings & Valves

We are pleased to offer a complete range of Aerolite brand pistons. These high quality pistons are manufactured to the original solid skirt 3-ring design, but incorporate the very latest in high strength, high silicon content aluminium alloy. All pistons are produced in permanent steel moulds for maximum strength yet light weight.

1	420-018	PISTON SET, standard	1	
	420-038	PISTON SET, 0.020"	1	
	420-048	PISTON SET, 0.030"	1	
	420-058	PISTON SET, 0.040"	1	TB-TC-TD & TF,
	420-068	PISTON SET, 0.060"	1	1250cc engines
	420-078	PISTON SET, 0.080"	1	
	420-088	PISTON SET, 0.100"	1	
	420-098	PISTON SET, 0.120"	1	
	426-013	PISTON SET	1	Use with 426-012 liners
	420-218	PISTON SET, standard	1	
	420-238	PISTON SET, 0.020"	1	
	420-258	PISTON SET, 0.040"	1	TF, 1500cc engines
	420-268	PISTON SET, 0.060"	1	
2	421-010	RING SET, standard	1	
	421-020	RING SET, 0.020"	1	(3 ring Mowog & Aerolite
	421-030	RING SET, 0.030"	1	pistons), 1250cc engines
	421-040	RING SET, 0.040"	1	
	421-050	RING SET, 0.060"	1	
	421-060	RING SET, standard	1	
	421-070	RING SET, 0.020"	1	
	421-080	RING SET, 0.030"	1	(most 4-ring & Aerolite
	421-090	RING SET, 0.040"	1	.080" pistons), 1250cc
	421-100	RING SET, 0.060"	1	engines
	421-110	RING SET, 0.080"	1	
	421-120	RING SET, 0.100"	1	(Aerolite & AE no. 12387
	421-130	RING SET, 0.120"	1	pistons), 1250cc engines
	421-190	RING SET, standard	1	(all 3-ring &
	421-200	RING SET, 0.020"	1	4-ring pistons), 1500cc
	421-210	RING SET, 0.030"	1	(all 3-ring &
	421-220	RING SET, 0.040"	1	4-ring pistons), 1500cc

ill. Part Number Description Req. Details

421-230 RING SET, 0.060" 1 ]

\*Note: These numbers are found stamped in the crowns of certain after-market pistons, and fit those pistons. We do not stock rings for other after-market pistons.

3	426-010	CYLINDER LINER, sleeve	4	1250cc
		Length: 158mm, ID: 65mm, OD: 70mm		
	426-011	CYLINDER LINER, sleeve	4	XPAG 1250cc
		Length: 203.20mm, ID: 66mm, OD: 71mm		
		Can be used reclaim oversize block for use with standard pistons.		
	426-012	CYLINDER LINER, sleeve	4	TB-TF, XPAG 1250cc
		Length: 203.20mm, ID: 69mm, OD: 73mm.		overbored to 1380cc
		For use with 1380cc pistons (ID: 69mm)		
	426-030	CYLINDER LINER, sleeve	4	1500cc engines
5	PWT892A	VALVE, inlet	4	TA
	423-010	VALVE, inlet, 1 5/16" diameter	4	TB-TC & TD
	423-030	VALVE, inlet, 1 7/16" diameter	4	TD MkII & TF
6	PWT893A	VALVE, exhaust	4	TA
	423-020	VALVE, exhaust, 1 3/16" diameter	4	TB-TC & TD
	423-040	VALVE, exhaust, 1 3/8" diameter	4	TD MkII & TF
	423-025	EXHAUST VALVE, stellite faced	4	TB-TC & TD
	423-045	EXHAUST VALVE, stellite faced	4	TD MkII & TF
8	PWT891TA	GUIDE, inlet	4	TA
	P100	GUIDE, inlet	4	TB-TC-TD & TF
	423-215	SILICON BRONZE VALVE GUIDE, inlet**	4	
9	PWT891TA	GUIDE, exhaust	4	TA
	P101	GUIDE, exhaust	4	TB-TC-TD & TF
	423-225	SILICON BRONZE VALVE GUIDE, exhaust**	4	

\*\*Note: The low friction and high strength characteristics of silicon bronze means much less guide and valve stem wear than standard guides.

10	PWT895	VALVE SPRING SET	1	TA
	423-410	VALVE SPRING SET	1	
11	433-030	SPRING WASHER, bottom	8	
12	433-010	SPRING WASHER, top	8	TB-TC-TD & TF
13	1H725	OIL DEFLECTOR, valve	8	
14	AEK113	OIL SEAL, valve stem	8	
	ADU4905	OIL SEAL, valve stem, improved***	8	
15	433-040	VALVE COTTER, each	16	

ill. Part Number Description Req. Details

\*\*\*Note: If using improved oil seals ADU4905 then the oil deflector 1H725 is no longer needed.

Unleaded Petrol and Your Valves

Today's unleaded fuel does not protect original style valves & valve seats against valve seat recession. We strongly recommend our Stellite-faced exhaust valves and silicone bronze valve guides. A full & permanent conversion to lead-free operation would also include fitting hardened exhaust valve seats. However, since valve seat inserts could conceivably loosen and fall out, causing considerable damage, we only recommend that these be fitted when inserts are also required to repair existing serious valve seat wear.

16	451-170	SHAFT, rocker, 14" long	1	TB-TC & TD To (e) 9007
	451-170TUF	SHAFT, rocker, tuftride, 14" long	1	
	451-180	SHAFT, rocker, 14 7/8" long	1	TD From (e) 9008, TF
	451-180TUF	SHAFT, rocker, tuftride, 14 7/8" long	1	
17	328-010	PLUG, rocker shaft end	2	
18	506542	CLIP, rocker shaft	2	
19	433-060	ROCKER PEDESTAL	4	
20	433-128	SHIM SET, 4 shims, use with milled head	1	TB-TC-TD & TF
21	433-080	WASHER, spacer	2	
		(For no. 1 & 4 pedestals, 'D' shaped).		
	433-070	WASHER, spacer	2	
		(For no. 2 & 3 pedestals, round).		
23	320-330	BOLT, rocker bracket	8	TA
		(8mm, 3 5/16" long).	4	TB-TC-TD & TF
24	320-530	BOLT, rocker bracket	4	TB-TC-TD & TF
		(10mm, 3 1/2" long).		
25	433-108	LOCKPLATE SET, 4 lock plates	1	TB-TC-TD & TF
26	433-150	ROCKER, number 1 and 5 valve	2	TB-TC & TD To (e) 9007
	433-160	ROCKER, number 1 and 5 valve	2	TD From (e) 9008, TF
27	433-170	ROCKER, number 2 and 6 valve	2	TB-TC-TD & TF
28	433-180	ROCKER, number 3 and 7 valve	2	
29	433-130	ROCKER, number 4 and 8 valve	2	TB-TC & TD To (e) 9007
	433-140	ROCKER, number 4 and 8 valve	2	TD From (e) 9008, TF
30	330-080	BUSH, rocker, short	4	TB-TC & TD To (e) 9007
	330-090	BUSH, rocker, long	4	used on 14" shaft
	330-090	BUSH, rocker, long	8	TD from (e) 9008, TF
32	329-360	SPACER SPRING, centre, long	1	TB-TC & TD To (e) 9007
	329-160	SPACER SPRING, centre	1	TD From (e) 9008, TF
33	329-160	SPACER SPRING, intermediate	2	TB-TC & TD To (e) 9007
	329-150	SPACER SPRING	4	TD From (e) 9008, TF
		(For front, intermediate & rear).		
34	329-150	SPACER SPRING, front & rear	2	TB-TC & TD To (e) 9007
35	324-420	WASHER, spacer spring	2	TB-TC & TD To (e) 9007
			10	TD From (e) 9008, TF
36	433-200	ADJUSTING SCREW, rocker, short	8	TA-TB-TC & TD To (e) 17297
	433-210	ADJUSTING SCREW, rocker, long	8	TD From (e) 17298, TF
37	311-110	NUT, rocker adjusting screw	8	all models
38	AEG127	CAM FOLLOWER, single	8	TB-TC-TD & TF
	AEG127020	CAM FOLLOWER, single, 0.020"	8	
	433-365	CAM FOLLOWER SET	1	
		(For Crane Cams only. Part No: 451-260X, item 61).		
39	433-330	PUSH ROD	8	
39a	433-335	PUSH ROD SET, short	1	use with crane cam

Crankshaft

40	AAA3105	CRANKSHAFT, forged	1	
		(Forged in '4340 Chrome-Moly' steel).		
	AAA3105X	CRANKSHAFT, billet	1	
		(Machined from EN40B steel).		
41	330-040	BUSH, spigot	1	
42	327-050	KEY, crankshaft	2	
	433-448	SPROCKET SET, incl. items 43, 71 & 75	1	
43	AAA5664	SPROCKET, crankshaft	1	TB-TC-TD & TF
44	433-480	OIL THROWER, crankshaft	1	
45	433-470	PULLEY, crankshaft	1	
46	433-460	WASHER, crankshaft pulley	1	
47	433-450	BOLT, crankshaft	1	
48	320-524	BOLT, flywheel to crank	4	
49	325-328	DOWEL SET, crankshaft, 2 pins	1	
NI	P162	RING GEAR*	1	TB & TC
	P163	RING GEAR, 10 3/8" ID*	1	TD To (e) 9407
	P164	RING GEAR, 10 3/4" ID*	1	TD From (e) 9408, TF

\*Note: Please refer to page 12 (Clutch System) for illustration.

50	433-780	CONNECTING ROD SET	4	1250cc engines
	433-790	CONNECTING ROD SET	4	1500cc engines
51	320-885	BOLT, connecting rod	8	TA
	320-880	BOLT, connecting rod	8	TB-TC-TD & TF
	321-269	BOLT & NUT SET, connecting rod	1	TB-TC-TD & TF
		(Contains 8 bolts and 8 nuts).		
52	311-085	NUT, connecting rod	8	TA
	311-080	NUT, connecting rod	8	TB-TC-TD & TF
	321-269	BOLT & NUT SET, connecting rod	1	TB-TC-TD & TF
		(Contains 8 bolts and 8 nuts).		
53	320-899	BOLT SET, gudgeon pin clamp	1	all models
		(ARP socket bolt, engine set).		
	320-898	BOLT SET, gudgeon pin clamp	1	
		(Hex headed bolt, engine set).		

ill. Part Number Description Req. Details

54	GHF332	WASHER, clamp bolt	4	
----	--------	--------------------	---	--

Con Rod & Main Bearings

55	424-000	CON ROD BEARING SET, standard	1	
	424-100	CON ROD BEARING SET, 0.010"	1	
	424-150	CON ROD BEARING SET, 0.020"	1	
	424-200	CON ROD BEARING SET, 0.030"	1	
	424-250	CON ROD BEARING SET, 0.040"	1	
	424-300	CON ROD BEARING SET, 0.050"	1	TB-TC-TD & TF
	424-350	CON ROD BEARING SET, 0.060"	1	
56	424-650	MAIN BEARING SET, standard	1	
	424-750	MAIN BEARING SET, 0.010"	1	
	424-800	MAIN BEARING SET, 0.020"	1	
	424-850	MAIN BEARING SET, 0.030"	1	
	424-900	MAIN BEARING SET, 0.040"	1	
	424-905	MAIN BEARING SET, 0.050"	1	
	424-910	MAIN BEARING SET, 0.060"	1	
57	325-050	DOWEL PIN, main bearing insert	6	
58	433-600	PIPE, main bearing cap	1	TB-TC-TD & TF
59	328-830	STUD, main bearing cap	6	
60	311-270	NUT, main bearing cap stud	6	all models
61	451-260X	CAMSHAFT, Crane Cam, standard grind	1	
		(Must be used with special cam followers part no. 433-365, item 38).		
	451-265	CAMSHAFT, standard grind	1	
	451-270	CAMSHAFT, 3/4 grind	1	TB-TC-TD & TF
62	327-050	KEY, camshaft sprocket	1	
63	424-968	CAM BEARING SET	1	

New front cam bearings must be fitted each time the cylinder block is hot-tanked, as the caustic solution will destroy the thin wall bearing shell. New front cam bearings must be line-reamed after installation. This procedure must be entrusted to a competent automotive machine shop.

64	433-370	TAB WASHER, cam sprocket	1	
65	328-240	CORE PLUG, in block	1	
66	320-900	BOLT, centre & rear cam bearing	2	
67	326-060	CIRCLIP, rear camshaft	1	
68	433-400	THRUST PLATE, camshaft	1	
69	320-130	BOLT, cam thrust plate	2	
70	GHF331	WASHER, thrust plate bolt	2	TB-TC-TD & TF
	433-448	SPROCKET SET, incl. items 43, 71, 75	1	
71	AAA5666	SPROCKET, camshaft	1	
72	433-390	OIL THROWER, camshaft	1	
73	433-380	WASHER, camshaft sprocket	1	
74	320-670	BOLT, camshaft	1	
75	433-565	TIMING CHAIN	1	TA
	433-580	TIMING CHAIN	1	TB-TC-TD & TF
76	433-578	TENSIONER ASSEMBLY, timing chain	1	
77	320-150	BOLT, timing chain tensioner	2	
78	329-370	SPRING, chain tensioner	1	TB-TC-TD & TF
79	433-570	FOOT, timing chain tensioner	1	
80	433-575	BODY, chain tensioner	1	

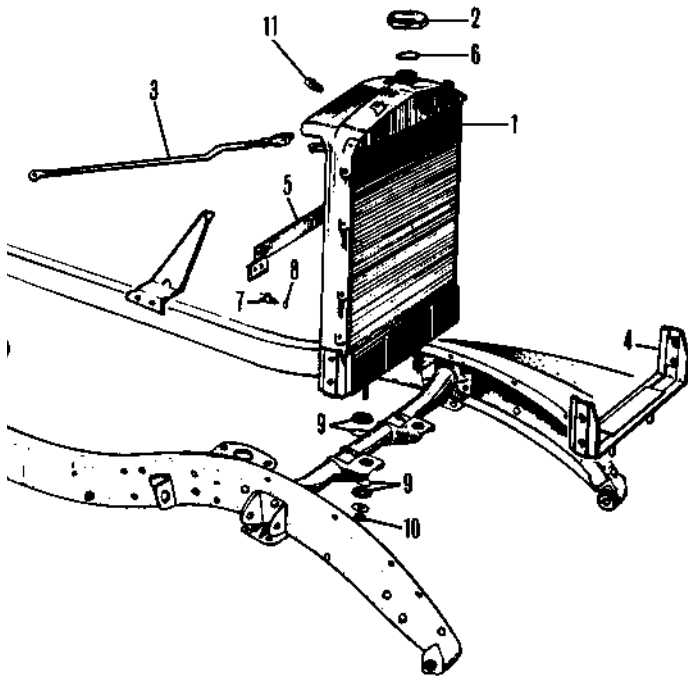
Gasket Sets

	297-708	ENGINE GASKET SET, complete	1	1250cc To (e) 22734
	297-808	ENGINE GASKET SET, complete	1	1250cc From (e) 22735
	297-908	ENGINE GASKET SET, complete	1	1500cc engines
	297-218	HEAD GASKET SET	1	TA
	G100	HEAD GASKET SET	1	1250cc To (e) 22734
	G102	HEAD GASKET SET	1	1250cc From (e) 22735
	297-408	HEAD GASKET SET	1	1500cc engines
	297-228	CONVERSION SET	1	TA
	297-238	CONVERSION SET	1	
	AAA5659X	SUMP GASKET SET	1	TB-TC-TD & TF
	GGC102	GASKET SEALANT, Hylomar	a/r	

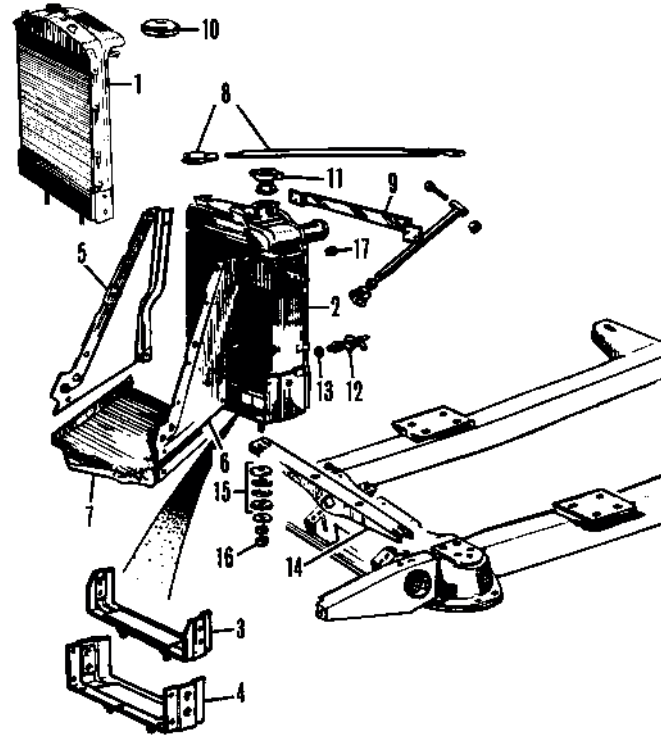
Oil Cooler Kits

The TB-TC and early TD kits are for early vertically-mounted oil filter applications. The connecting pipe (see External Engine on pages 06/07 - item No 136) is eliminated and oil pipes are connected directly to block and filter. Late style kits incorporate a cast aluminium 'sandwich' plate to fit between the oil pump and filter canister. Oil coolers are normally mounted below the splash apron. Oil coolers are not included with the installation kits and must be purchased separately.

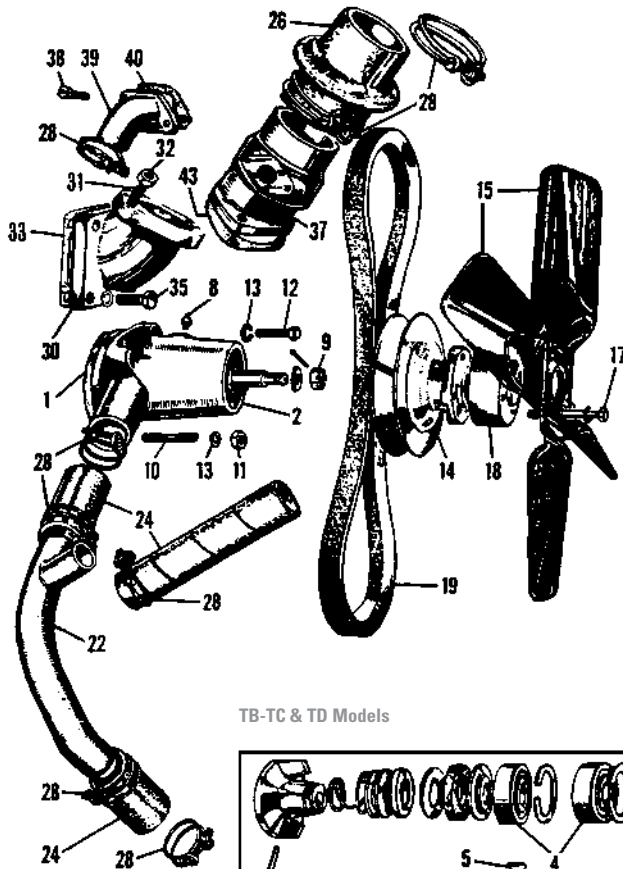
	MM235-935	OIL COOLER INSTALLATION KIT	1	TB-TC & TD To (e) 14223
	MM235-945	OIL COOLER INSTALLATION KIT	1	TD From (e) 14224, TF
	AR09807	OIL COOLER, 10 row	1	
	ARA221	OIL COOLER, 13 row	1	



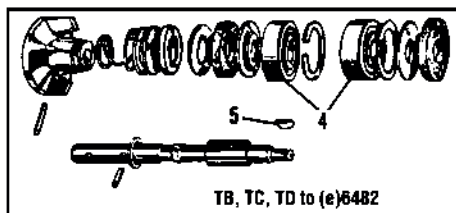
Radiator &amp; Fittings - TA-TB &amp; TC



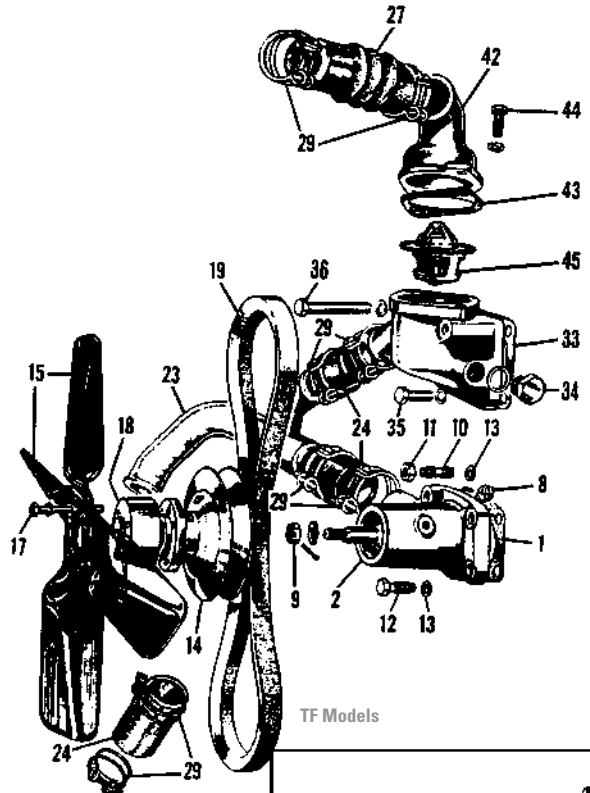
Radiator &amp; Fittings - TD &amp; TF



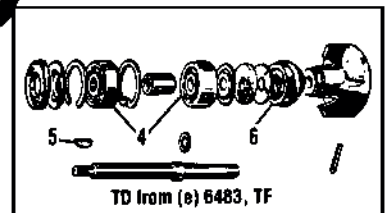
TB-TC &amp; TD Models



TB, TC, TD to (e) 6482



TF Models



TD from (e) 6483, TF

ill.	Part Number	Description	Req.	Details
Cooling System				
Radiator & Fittings - TA-TB & TC				
1	453-980	RADIATOR, new	1	TB & TC
2	202-010	RADIATOR CAP, chrome	1	
NI	386-260	SPANNER, radiator cap	1	
3	451-760	STAY BAR, radiator, cranked, RH	1	
	451-770	STAY BAR, radiator, straight, LH	1	
4	454-135	MOUNTING BRACKET	1	radiator to chassis
5	451-100	TIE BRACKET, headlamp mounting	1	
6	280-020	SEAL, radiator cap	1	
7	3H576	DRAIN TAP, radiator	1	
8	2K4975	FIBRE WASHER, drain tap	1	
9	281-648	MOUNTING SET, radiator	1	8 pieces, incl. steel rings
10	AJD8106Z	NUT, radiator mounting	4	
11	361-050	ADAPTOR, temperature gauge pipe	a/r	male/female
	11K2846X	ADAPTOR, to radiator	a/r	male/male
	AEK122	PLUG, blanking	a/r	

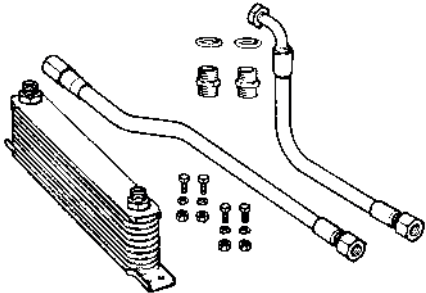
Radiator & Fittings - TD & TF

1	453-980	RADIATOR	1	TD
2	453-820	RADIATOR, please enquire	1	TF
3	454-135	MOUNTING BRACKET	1	TD, radiator to chassis
4	449-590	MOUNTING BRACKET	1	TF, radiator to chassis
5	454-130	SIDE PLATE, radiator, RH	1	
6	454-125	SIDE PLATE, radiator, LH	1	TF
7	452-720	BOTTOM PLATE, radiator	1	
8	451-700	STAY BAR, radiator	2	
9	451-100	TIE BRACKET, headlamp mounting	1	TD
10	202-010	RADIATOR CAP, chrome	1	TD
11	GRC103	RADIATOR CAP, 4 psi	1	TF, standard
	GRC103SS	RADIATOR CAP, 4 psi	1	
	GRC101	RADIATOR CAP, 7 psi	1	TF, uprated
	GRC101SS	RADIATOR CAP, 7 psi	1	
12	3H576	DRAIN TAP, radiator	1	
13	2K4975	FIBRE WASHER, drain tap	1	
14	451-200	BRACKET, radiator mounting	1	between chassis rails
15	281-648	MOUNTING SET, radiator	1	8 pieces, incl. steel rings
16	AJD8106Z	NUT, radiator mounting	4	
17	361-050	ADAPTOR, temperature gauge pipe	a/r	male/female
	11K2846X	ADAPTOR, to radiator	a/r	male/male
	AEK122	PLUG, blanking	a/r	

Water Pump, Fan & Thermostat

1	PWT916A	GASKET, water pump	1	TA
	292-000	GASKET, water pump	1	TB-TC-TD & TF
	PWT916	WATER PUMP	1	TA
2	AEF19	WATER PUMP	1	TB-TC-TD & TF
4	AEF136	BEARING, water pump	2	TB-TC-TD & TF
5	327-030	KEY, water pump pulley	1	
6	AEB156	SEAL, water pump	1	TD From (e) 6483, TF
8	328-520	GREASE NIPPLE, water pump	1	
9	311-080	NUT, spindle	1	TB-TC-TD & TF
10	328-750	STUD, water pump mounting	2	
11	311-100	NUT, water pump stud	2	
12	320-290	BOLT, water pump mounting	2	TB-TC-TD & TF
13	GHF332	LOCK WASHER, stud & bolt	4	
14	434-060	PULLEY, water pump	1	
15	434-108	FAN BLADE SET, 2 blades	1	
	12H4744	FAN BLADE SET, plastic, 7 blades	1	better cooling than 434-108
17	320-110	BOLT, fan blade	4	TB & TC
	320-120	BOLT, fan blade	4	TD & TF
18	434-070	SPACER, fan blade	1	TD & TF
19	434-110	FAN BELT	1	TA
	434-125	FAN BELT	1	TB-TC-TD & TF
22	434-215	BRANCH PIPE, water	1	TA
	434-210	BRANCH PIPE, water	1	TB & TC
	434-220	BRANCH PIPE, water	1	TD
23	434-230	BRANCH PIPE, water	1	TF
24	434-438	HOSE SET, lower, 3 hoses	1	TB-TC-TD & TF
26	434-410	RADIATOR HOSE, top	1	TA-TB-TC & TD
27	434-420	RADIATOR HOSE, top	1	TF
28	326-388	HOSE CLAMP SET, 8 clamps	1	TA-TB-TC & TD
29	326-398	HOSE CLAMP SET, 8 clamps	1	TF
30	434-130	WATER OUTLET	1	TB & TC
	434-140	WATER OUTLET	1	TD
31	328-747	STUD, water outlet	2	TB-TC & TD
32	311-100	NUT, for stud	2	
33	290-700	GASKET, water outlet	1	TB-TC-TD & TF
34	AEK122	PLUG, water outlet	1	
35	320-290	BOLT, water outlet mounting	2/4	(TF uses 2)
36		BOLT, water outlet mounting	2	

ill.	Part Number	Description	Req.	Details
37	434-168	THERMOSTAT & HOUSING (Thermostat fixed).	1	
	434-178	THERMOSTAT & HOUSING (Thermostat replaceable).	1	
	434-200	THERMOSTAT, 71°C, replacement (For use with 434-178).	1	
38	323-040	SCREW, thermostat elbow	2	TA-TB-TC & TD
39	434-170	ELBOW, thermostat housing	1	
40	292-200	GASKET, thermostat elbow	1	
42	434-150	WATER OUTLET ELBOW	1	TF
43	115467	GASKET, water outlet	1	all models
43	115467	GASKET, thermostat housing, cork	1	all models
	115467X	GASKET, thermostat housing, Klingersil	1	
45	GTS102	THERMOSTAT, replacement type (74°C, summer).	1	TF
	GTS104	THERMOSTAT, replacement type	1	
	GTS106	THERMOSTAT, replacement type (88°C, winter).	1	



Oil Cooler Kits

Note: See also notes at the bottom of page 09 and also see the Accessories section for further details.

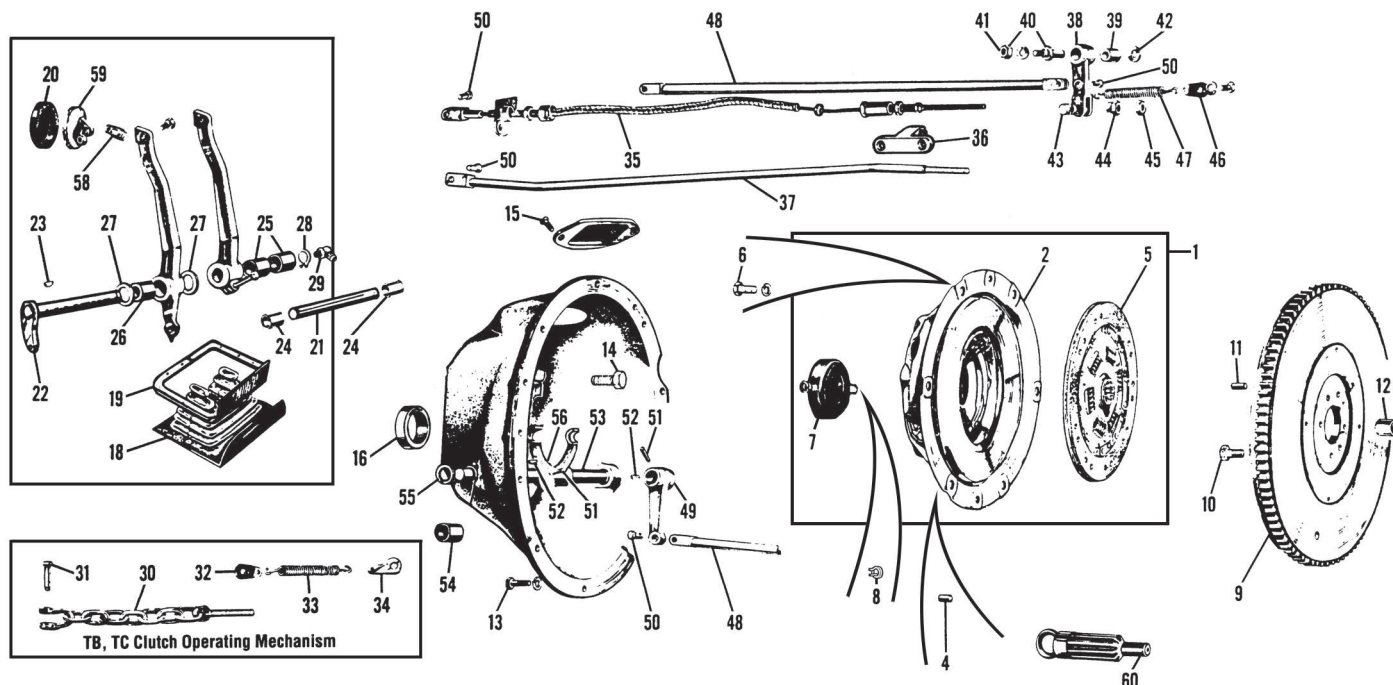
The TB-TC and early TD kits are for early vertically-mounted oil filter applications. The connecting pipe (435-460) is eliminated and oil pipes are connected directly to block and filter. Late style kits incorporate a cast aluminium 'sandwich' plate to fit between the oil pump and filter canister. Oil coolers are normally mounted below the splash apron. Oil coolers are not included with the installation kits and must be purchased separately.

MM235-935	OIL COOLER INSTALLATION KIT	1	TB-TC & TD To (e)14223
MM235-945	OIL COOLER INSTALLATION KIT	1	TD From (e)14224, TF
AR09807	OIL COOLER, 10 row	1	
ARA221	OIL COOLER, 13 row	1	

Spin-on Oil Filter Adaptor

Upgrade your TD & TF to use a modern efficient style spin-on cartridge type oil filter. As well as offering better filtration they make oil changes a cleaner and simpler operation. Includes adaptor, seals and fittings, filter not included. Suitable for TD's from (e) 14224 and TF models.

235-865	SPIN-ON ADAPTOR KIT	1	
GFE173	OIL FILTER	1	



ill. Part Number

Description

Req.

Details

## Clutch System

## Clutch Drive, Controls &amp; Fittings

1	501-026	CLUTCH KIT, 7 1/4", B&B	1	TB-TC & TD To (e) 9407
	GCK257	CLUTCH KIT, 8"	1	TD From (e) 9408, TF
	GCK257BB	CLUTCH KIT, 8", B&B	1	
2	GCC114	CLUTCH COVER, 7 1/4"	1	TB-TC & TD To (e) 9407
	GCC114BB	CLUTCH COVER, 7 1/4", B&B	1	
	GCC108	CLUTCH COVER, 8"	1	TD From (e) 9408, TF2
	GCC108BB	CLUTCH COVER, 7" B&B	1	
4	325-318	DOWEL SET, clutch cover, 2 dowels	1	TB-TC-TD & TF
5	PW664A	CLUTCH PLATE, reconditioned*	1	TA
	GCP148	CLUTCH PLATE, new, 7 1/4"	1	TB-TC-TD To (e) 9407
	GCP132	CLUTCH PLATE, new, 8"	1	TD From (e) 9408, TF
(Includes cover, plate & bearing).				
6	320-260	BOLT, plate to flywheel	6	
7	GRB103	RELEASE BEARING	1	TB-TC-TD & TF
8	7H3048	SPRING CLIP, release bearing	2	
9	P162	RING GEAR	1	TB-TC
	P163	RING GEAR, 10 3/8" ID	1	TD To (e) 9407
	P164	RING GEAR, 10 3/4" ID	1	TD from (e) 9408, TF
10	320-524	BOLT, flywheel to crank	4	
11	325-328	DOWEL SET, flywheel to crank, 2 dowels	1	
12	330-040	PILOT BUSH, rear crankshaft	1	TB-TC-TD & TF
13	321-048	BOLT SET, housing to block, 10 bolts	1	
14	321-058	BOLT SET, housing to gearbox, 8 bolts	1	
15	321-010	SCREW, top cover plate	2	
16	120-200	OIL SEAL, clutch housing	1	TB & TC
	AAA5650	OIL SEAL, clutch housing	1	TD & TF
18	280-420	FUME EXCLUDER, rubber	1	all models
19	406-700	PLATE, pedal excluder retaining	1	
20	280-440	PEDAL PAD, brake & clutch	2	TA-TB & TC
	ACA5359	PEDAL PAD, brake & clutch	2	TD & TF
21	190-480	PEDAL SHAFT	1	TA-TB & TC
22	190-500	PEDAL SHAFT, LHD, as illustrated	1	
	190-560	PEDAL SHAFT, RHD	1	TD & TF
23	327-050	KEY, pedal shaft	1	
24	330-050	BUSH, pedal	2	TA-TB & TC
25	330-358	BUSH SET, in chassis	1	TD & TF LHD models
26	330-100	BUSH, brake & clutch pedal	2	TD & TF
27	324-430	WASHER, pedal spacing	2	
28	326-050	CIRCLIP, pedal shaft	2	TD & TF RHD models
				TD & TF LHD models
29	UHN405	GREASE NIPPLE, pedal shaft	1	TD & TF LHD models
30	190-450	CHAIN, clutch operating	1	
31	CLZ515	PIN, chain to pedal	1	

\*Note: Customers own unit, please call your nearest Moss branch for details.

ill. Part Number

Description

Req.

Details

32	190-410	CLIP, clutch return spring	1	TB & TC
33	329-340	SPRING, clutch return	1	
34	190-470	BRACKET, return spring, on starter	1	
35	331-070	CLUTCH CABLE	1	TD To (c) 22250
36	190-590	BRACKET, cable abutment	1	
	320-260	BOLT, short 5 1/16"	1	
37	451-225	CLUTCH ROD, RHD	1	
	451-220	CLUTCH ROD, LHD	1	
38	190-400	LEVER, with bush	1	
39	330-010	BUSH, in lever	1	
40	190-390	FULCRUM PIN, with nut	2	
41	AJD8336Z	NUT, fulcrum pin	2	TD From (c) 22251, TF
42	324-560	WASHER, fulcrum pin	1	
43	190-440	BARREL PIN, clutch rod	1	
44	190-430	NUT, clutch adjusting	1	
45	AJD8104	LOCK NUT, clutch adjuster	1	
46	190-410	CLIP, clutch return spring	1	
47	329-330	SPRING, clutch return	1	
48	190-422	CLUTCH LINK	1	
49	190-370	CLUTCH LEVER, 5/8" shaft	1	TD To (e) 9407
	190-380	CLUTCH LEVER, 3/4" shaft	1	TD From (e) 9408, TF
50	2K6930	CLEVIS PIN	3	TD & TF
51	325-020	PIN, clutch lever & fork	2	all models
52	327-050	KEY, 5/8", clutch shaft	2	TB-TC & TD To (e) 9407
	WKN606	KEY, 3/4", clutch shaft	2	TD From (e) 9408, TF
53	190-320	CLUTCH SHAFT, 5/8"	1	TB-TC & TD To (e) 9407
	190-330	CLUTCH SHAFT, 3/4"	1	TD From (e) 9408, TF
54	330-070	BUSH, 5/8", shaft	2	TB-TC & TD To (e) 9407
	330-060	BUSH, 3/4", shaft	2	TD From (e) 9408, TF
55	326-030	CIRCLIP, 5/8", shaft	1	TB-TC & TD To (e) 9407
	326-140	CIRCLIP, 3/4", shaft	1	TD From (e) 9408, TF
56	190-340	ACTUATING FORK, 5/8", shaft	1	TB-TC & TD To (e) 9407
	190-350	ACTUATING FORK, 3/4", shaft	1	TD From (e) 9408, TF
58	406-760	PEDAL PAD EXTENDER	2	TD & TF
59	406-750	ALLOY PEDAL PAD	2	
60	GAC5056	CLUTCH ALIGNMENT TOOL	1	TB-TC-TD & TF
62	406-710	BRAKE PEDAL, RHD	1	
63	406-720	CLUTCH PEDAL, RHD	1	

## Steering Conversion Parts - LHD To RHD, TD &amp; TF

406-770	ACCELERATOR PEDAL, RHD	1	
406-730	PEDAL BOX, RHD	1	must be welded
406-780	CHASSIS TUBE	1	through chassis
263-134	STEERING RACK, RHD	1	less track control arms
190-560	PEDAL SHAFT, RHD	1	
406-710	BRAKE PEDAL, RHD	1	
406-720	CLUTCH PEDAL, RHD	1	
233-570	DASHBOARD FASCIA, plain*	1	TD only
233-580	DASHBOARD BACKING PANEL	1	

## 'T" Type Lubrication

		Classic 30 or Classic 40 Multigrade Engine Oil	Cam and Engine Assembly Lube	Running In Oil	Mild EP Hypoid Oil	Gear Oil 40	Hypoid 85W/140	Carburettor Dash Pot Mineral Oil	Trans 140 or Steering Box Lube	Shock Oil for all Piston Type Shock Absorbers	Trans 140 for Luvax Vane Shock Absorbers
Engine Rebuild	Engine Assembly		✓								
	Running In			✓							
500 Mile Intervals	King Pins	✓									
	Steering Ball Joints	✓									
	Road Spring Pins/Trunnions	✓									
	Pedal Shaft	✓									
1000 Mile Intervals	Prop Shaft	✓									
	Carb. Dampers							✓			
	Water Pump										
	Gearbox (top up) TA-TB-TC				✓						
	Gearbox (top up) TD-TF					✓					
	Rear Axle (top up) TA-TB-TC				✓						
	Rear Axle (top up) TD-TF						✓				
3000 Mile Intervals	Engine (refill)	✓									
	Air Cleaner Element	✓									
	Distributor Shaft	✓									
	Dist. Advance Mechanism	✓									
	Distributor Cam	✓									
	Dynamo	✓									
	Steering Box TA-TB-TC								✓		
6000 Mile Intervals	Gearbox (top up) TA-TB-TC				✓						
	Gearbox (top up) TD-TF					✓					
	Rear Axle (top up) TA-TB-TC				✓						
	Rear Axle (top up) TD-TF						✓				
	Rev. Counter Gearbox	✓									
	Handbrake Cables	✓									
	Steering Rack TD-TF	✓									
12000 Mile Intervals	Front Wheel Bearings	✓									
	Road Spring Leaves	✓									
	Shock Absorber (top up) TA										✓
	Shock Absorber (top up) TB-TF									✓	

## Part Number

## Description

## Grease

GGL9030X	GRAPHITE No. 3 GREASE, 500g
GGL843110	SEMI FLUID GREASE, 500ml
GGL9034X	WATER PUMP GREASE, 50g

## Engine Oil\*

GGL812210	CLASSIC 30, 20W/60, 1 litre
GGL812250	CLASSIC 30, 20W/60, 5 litre
GGL812310	CLASSIC 40, 25W/70, 1 litre
GGL812350	CLASSIC 40, 25W/70, 5 litre

Note: These engine oils should be used where the engine has been rebuilt or the condition is known to be good. Non-detergent engine oils are available upon request.

## Part Number

## Description

## Gear Oil

GGL824110	MILD EP, 1 litre
GGL821210	GEAR OIL 40, 1 litre
GGL825110	HYPOID 85W/140, 1 litre
GGL822210	TRANSOIL 140, 1 litre
GGL843110	SEMI FLUID GREASE, 1kg

## Shock Absorber Oil

GGL822210	TRANS 140 SHOCK ABSORBER, 1 litre (Trans 140 is for Luvax dampers).
GGL832110	SHOCK OIL, 1 litre

## Part Number

## Description

## S.U. Carburettor Dashpot Oil

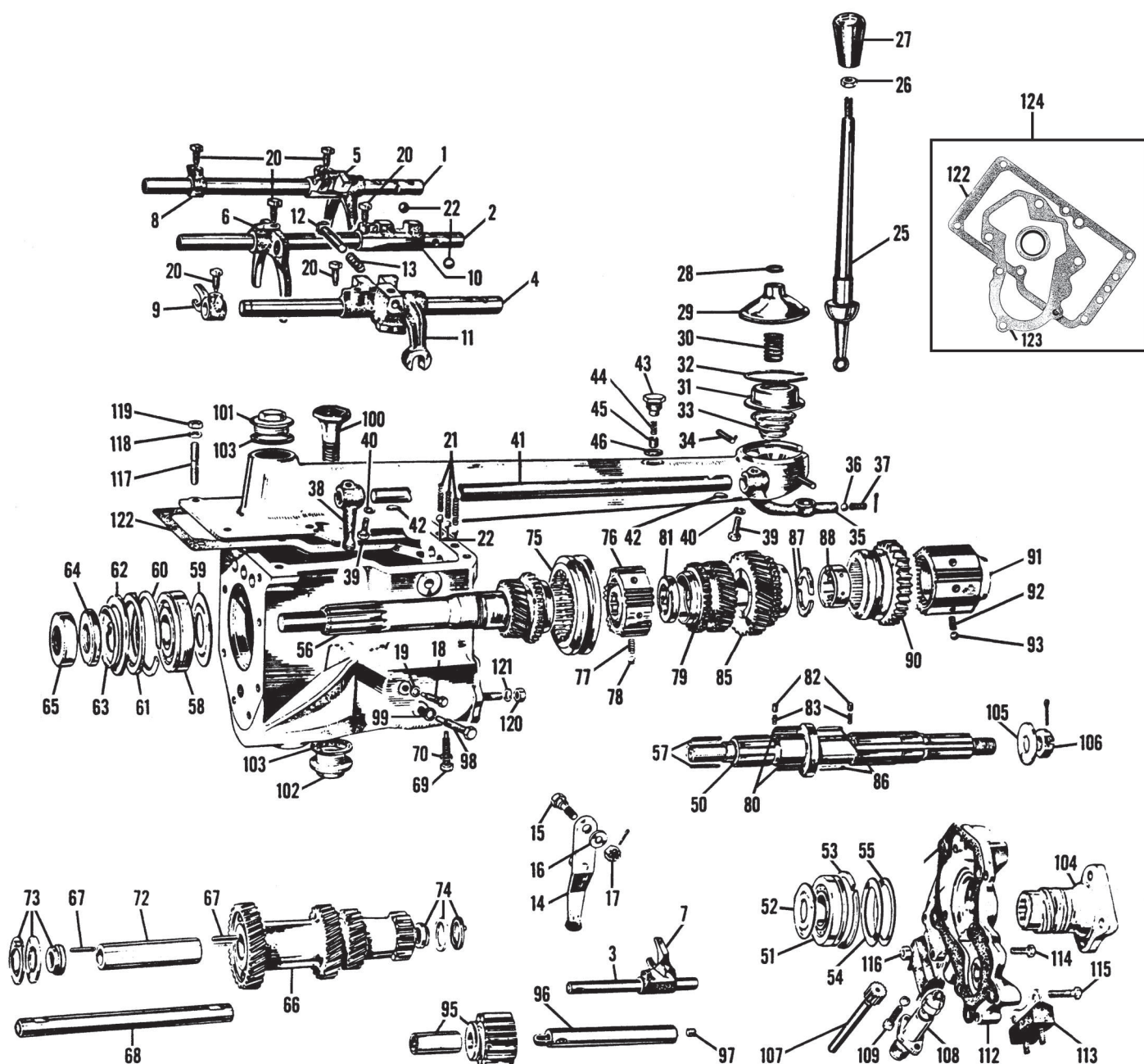
GGL9035X	DASHPOT OIL, 125ml
----------	--------------------

## Cam &amp; Engine Assembly Lubricant

KEN2	CAM & ENGINE LUBRICANT, 250ml
GGL9122X	GRAPHOGEN ASSEMBLY LUBE, 125g

## Running In Oil

GGL819150	RUNNING IN OIL, 5 litre
-----------	-------------------------



ill. Part Number

Description

Req. Details

**Gearbox Components - TB & TC****Selector Shafts & Forks**

1	SELECTOR SHAFT, 1st & 2nd	1
2	SELECTOR SHAFT, 3rd & 4th	1
3	SELECTOR SHAFT, reverse fork	1
4 440-260	SELECTOR SHAFT, reverse	1
5	FORK, 1st & 2nd gear selector	1
6	FORK, 3rd & 4th gear selector	1
7	FORK, reverse selector	1
8 442-020	STOP, 2nd speed	1
9 442-010	STEADY, reverse selector shaft	1
10	SELECTOR, 3rd & 4th gear	1
11 440-280	SELECTOR, reverse gear	1
12	PLUNGER, reverse gear selector	1
13 329-190	SPRING, reverse gear selector	1
14	LINK, reverse gear operating	1
15	FULCRUM PIN, operating link	1
16	WASHER, fulcrum pin	1
17	NUT, fulcrum pin	1

ill. Part Number

Description

Req. Details

18	LOCK BOLT, reverse fork shaft	1
19	GHF332	1
20	442-088	1 (6 lock bolts)
21	329-438	1 (3 springs)
22	329-588	1 (5 balls)

**Gearbox Extension Components**

25	443-055	GEAR LEVER	1
26	311-180	NUT, gear lever, chrome	1
27	228-290	GEAR KNOB, exact reproduction	1
28		CIRCLIP, gear lever	1
29	443-000	COVER, upper, gear lever	1
30	329-160	SPRING, upper, gear lever	1
31	1G3927	COVER, lower, gear lever	1
32	1H3087	CIRCLIP, lower, gear lever	1
33	11G3144	SPRING, anti-rattle	1
34	AEG3106	PIN, gear lever	2
35	443-050	LEVER, actuating shaft	1
36	BLS108	BALL, actuating shaft lever	1
37	AEG3123	SPRING, actuating shaft lever	1

ill.	Part Number	Description	Req.	Details
38	443-040	SELECTOR LEVER	1	
39		BOLT, selector & actuating shaft lever	2	
40	GHF331	WASHER, lever bolt	2	
41	443-150	OPERATING SHAFT, gear change	1	
42	327-030	KEY, operating shaft	2	
43	443-020	CAP, operating shaft	1	
44	AEG3123	SPRING, operating shaft	1	
45	AEG3124	PLUNGER, operating shaft	1	
46	6K638	WASHER, operating shaft cap	1	

### Mainshaft - Gears & Bearings

50		MAINSHAFT	1	
51	126-200	BEARING, rear mainshaft	1	
52	440-210	GUARD, rear mainshaft bearing	1	
53		CIRCLIP, rear mainshaft bearing	1	
54	441-440	PLATE, guard	1	
55	441-170	SPRING PLATE, guard	1	
56		FIRST MOTION SHAFT	1	
57	442-248	ROLLER BEARING SET, 13 rollers	1	first motion shaft
58	128-200	BEARING, first motion shaft	1	
59		GUARD, first motion shaft bearing	1	
60		CIRCLIP, first motion shaft bearing	1	
61		PLATE, guard	1	
62	848-910	SPRING PLATE, guard	1	
63		LOCK WASHER, bearing	1	
64	440-150	NUT, first motion shaft	1	
65	120-200	OIL SEAL, first motion shaft	1	
66		CLUSTER GEAR	1	
67	442-258	ROLLER BEARING SET, 30 rollers	1	cluster gear
68	440-130	SHAFT, cluster gear	1	
69	440-080	LOCK BOLT, cluster shaft	1	
70	GHF332	WASHER, cluster shaft bolt	1	
72		SPACING TUBE, roller bearing	1	
73	440-110	THRUST WASHER ASSEMBLY, front	1	
74	440-120	THRUST WASHER ASSEMBLY, rear	1	
75		SLEEVE ASSEMBLY, 3rd & 4th	1	
76		SLIDING HUB, 3rd & 4th	1	
77	329-030	SPRING, 3rd & 4th sliding hub	6	
78	329-598	BALL SET, 3rd & 4th sliding hub	1	6 balls
79		THIRD GEAR	1	
80	442-338	ROLLER BEARING SET, third gear	1	36 rollers
81	440-180	LOCK PLATE, third gear	1	
82	442-100	PLUNGER, 2nd & 3rd gear	2	
83	442-110	SPRING, 2nd & 3rd gear	2	
85	440-030	SECOND GEAR	1	
86	442-228	ROLLER BEARING SET, second gear	1	22 rollers
87		SPLIT WASHER, second gear	2	
88		COLLAR, second gear	1	
90		FIRST GEAR	1	
91		SLIDING HUB, 1st & 2nd	1	
92	329-030	SPRING, 1st & 2nd sliding hub	6	
93	329-598	BALL SET, 1st & 2nd sliding hub	1	6 balls
95		REVERSE GEAR, includes bush	1	
96	442-030	SHAFT, reverse gear	1	
97		PLUG, reverse gear shaft	1	
98	440-080	LOCK BOLT, reverse gear shaft	1	
99	GHF332	WASHER, reverse shaft bolt	1	

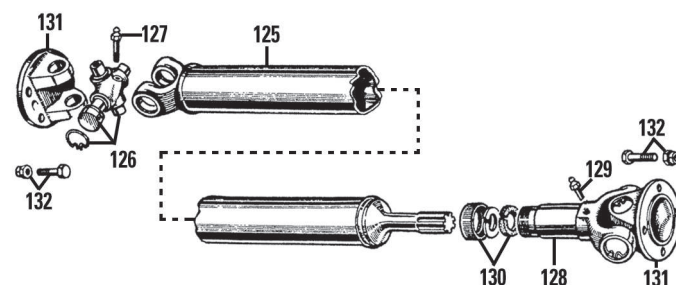
### Gearbox Case Fittings & Mountings

100	440-360	DIPSTICK	1	
101	442-040	PLUG, oil filler	1	
102	442-050	PLUG, oil drain	1	
103	6K432	WASHER, drain plug, copper	a/r	oil filler & drain plug
104		FLANGE, rear	1	
105	324-460	WASHER, rear flange	1	
106	311-310	NUT, rear flange to mainshaft	1	
107		PINION, speedometer	1	
108		HOUSING, speedometer pinion	1	
109		SCREW, speedometer pinion housing	2	
112	440-320	COVER PLATE, rear gearbox	1	
113	410-040	MOUNTING, rear gearbox	2	
114	320-680	BOLT, mounting to cover, short, 20mm	2	
115	320-690	BOLT, mounting to cover, long, 41mm	2	
116	311-280	NUT, rear mounting bolt	2	
117	328-747	STUD, top cover	6	
118	GHF332	WASHER, top cover stud	6	
119	311-100	NUT, top cover stud	6	
120	311-190	NUT, rear cover stud, 10mm	3	
	AJD8106Z	NUT, rear cover, 3/8", BSF	2	
121	GHF333	WASHER, rear cover stud	3	
	GHF332	WASHER, rear cover	2	

ill.	Part Number	Description	Req.	Details
------	-------------	-------------	------	---------

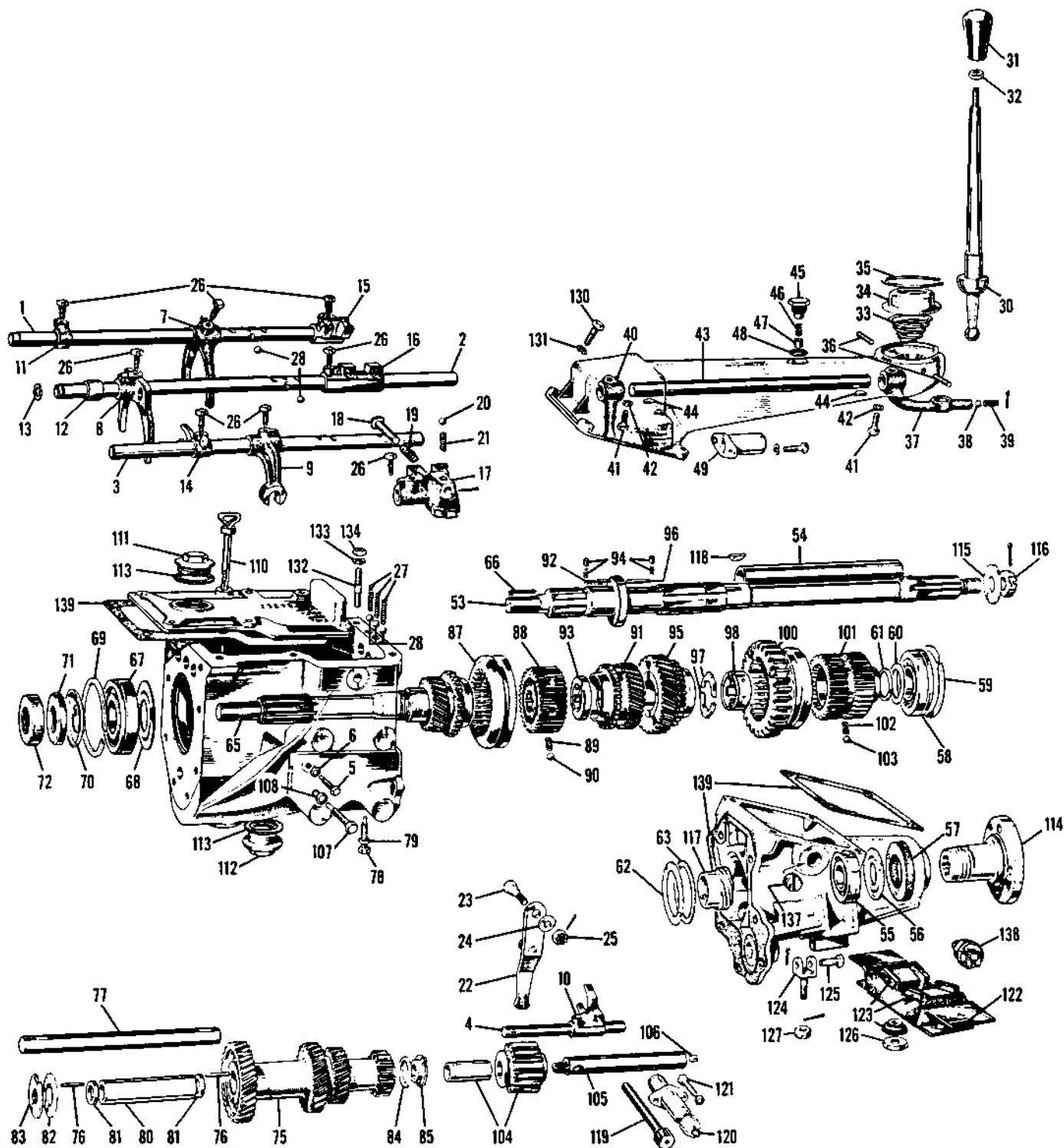
### Gaskets

122	293-700	GASKET, top gearbox cover	1	
123	293-800	GASKET, rear gearbox cover	1	
124	298-308	GASKET & SEAL SET, gearbox	1	includes front seal



### TA-TB & TC Propshaft & Fittings

125	268-015	PROPSHAFT	1	
126	GUJ115	UNIVERSAL JOINT, greaseable	2	
	GUJ115Z	UNIVERSAL JOINT, greaseable	2	aftermarket
127	549229A	GREASE NIPPLE, universal joint	2	
128	7H3865	YOKE	1	
129	549229A	GREASE NIPPLE, yoke	1	
130	7H3880X	DUST CAP & CORK SEAL SET, yoke	1	
131	7H3863	FLANGE	2	
132	321-338	BOLT & NUT SET	2	4 bolts & nuts for 1 flange



ill. Part Number Description Req. Details

### Gearbox Components - TD & TF

#### Selector Shafts & Forks

1	441-300	SELECTOR SHAFT, 1st & 2nd	1
2	441-310	SELECTOR SHAFT, 3rd & 4th	1
3	441-320	SELECTOR SHAFT, reverse	1
4	441-280	SELECTOR SHAFT, reverse fork	1
5		LOCK BOLT, reverse fork shaft	1
6	GHF331	WASHER, reverse shaft lock bolt	1
7	441-340	FORK, 1st & 2nd gear selector	1
8	441-350	FORK, 3rd & 4th gear selector	1
9	441-360	FORK, upper reverse gear selector	1
10	441-270	FORK, lower reverse gear selector	1
11	442-020	STOP, 2nd speed	1
12	441-330	SPACER, 3rd & 4th selector shaft	1

ill. Part Number Description Req. Details

13	326-010	CIRCLIP, 3rd & 4th selector shaft	1
14	442-010	STEADY, reverse selector shaft	1
15	441-370	SELECTOR, 1st & 2nd gear	1
16	441-380	SELECTOR, 3rd & 4th gear	1
17		SELECTOR, reverse gear	1
18	441-400	PLUNGER, reverse gear selector	1
19	329-190	SPRING, reverse selector plunger	1
20	BLS110	BALL, reverse gear selector	1
21		SPRING, reverse gear selector	1
22	441-290	LINK, reverse gear operating	1
23		FULCRUM PIN, operating link	1
24		WASHER, fulcrum pin	1
25		NUT, fulcrum pin	1
26	442-098	LOCK BOLT SET, selector & fork	1 8 lock bolts
27	329-040	SPRING, selector shaft	3
28	BLS110	BALL, selector shaft	5

ill.	Part Number	Description	Req.	Details
<b>Gearbox Extension Components</b>				
30	443-055	GEAR LEVER	1	
31	228-290	GEAR KNOB, exact reproduction	1	
32	311-180	NUT, gear lever, chrome	1	
33	11G3144	SPRING, anti-rattle	1	
34	1G3927	COVER, gear lever	1	
35	1H3087	CIRCLIP, gear lever cover	1	
36	AEG3106	PIN, gear lever	2	
37	443-050	LEVER, actuating shaft	1	
38	BLS108	BALL, actuating shaft lever	1	
39	AEG3123	SPRING, actuating shaft lever	1	
40	443-040	SELECTOR LEVER	1	
41		BOLT, selector & actuating shaft lever	2	
42	GHF331	WASHER, lever bolt	2	
43	443-010	OPERATING SHAFT, gear change	1	
44	327-030	KEY, operating shaft	2	
45	443-020	CAP, operating shaft	1	
46	AEG3123	SPRING, operating shaft	1	
47	AEG3124	PLUNGER, operating shaft	1	
48	6K638	WASHER, operating shaft cap	1	
49	441-640	SUPPORT CAP, 3rd & 4th selector shaft	1	TD From (e)16482, TF

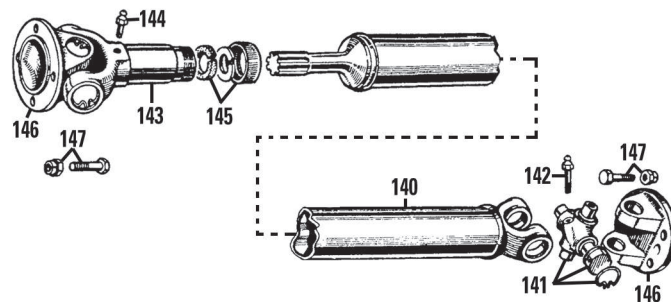
**Mainshaft - Gears & Bearings**

53	451-130	MAINSHAFT	1	
54	441-430	DISTANCE PIECE, mainshaft	1	
55	533360A	BEARING, rear mainshaft	1	
56	441-180	GUARD, rear mainshaft bearing	1	
57	121-300	OIL SEAL, rear case, felt	1	
58	AEF137	BEARING, centre mainshaft	1	
59	AAA5636	CIRCLIP, centre mainshaft bearing	1	
60	324-480	WASHER, centre mainshaft bearing	1	
61	326-070	CIRCLIP, centre mainshaft bearing	1	
62	441-440	GUARD PLATE	1	centre
63	441-170	SPRING PLATE	1	mainshaft bearing
65	441-060	FIRST MOTION SHAFT	1	
66	8G2404	ROLLER BEARING, 1st motion shaft	18	
67	AEF135	BEARING, first motion shaft	1	
68	441-120	GUARD, first motion shaft bearing	1	
69		CIRCLIP, first motion shaft bearing	1	
70	441-110	LOCK WASHER	1	1st motion shaft bearing
71	441-100	NUT, first motion shaft	1	
72	AAA5650	OIL SEAL, first motion shaft	1	
75	441-010	CLUSTER GEAR	1	
76	442-278	ROLLER BEARING SET, cluster gear	1	
	442-260	ROLLER BEARING, cluster gear	28	
77	441-250	SHAFT, cluster gear	1	
78	441-260	LOCK BOLT, cluster shaft	1	
79	GHF331	WASHER, cluster shaft bolt	1	
80	441-240	SPACING TUBE, roller bearing	1	
81	441-230	WASHER, roller bearing	2	
82	441-190	THRUST WASHER, front	1	
83	441-210	PLATE, front thrust washer	1	
84	441-200	THRUST WASHER, rear	1	
85	441-220	PLATE, rear thrust washer	1	
87	441-090	SLEEVE ASSEMBLY, 3rd & 4th	1	
88	441-080	SLIDING HUB, 3rd & 4th	1	
89	329-200	SPRING, 3rd & 4th sliding hub	6	
90	BLS110	BALL, 3rd & 4th sliding hub	7	
91	441-040	THIRD GEAR	1	
92	442-328	ROLLER BEARING SET, 32 rollers	1	3rd gear
93		COLLAR, third gear	1	
94	442-128	SPRING & PLUNGER SET	2	2nd & 3rd gear, 1 of each
95	441-030	SECOND GEAR	1	
96	442-318	ROLLER BEARING SET, 28 rollers	1	
97	441-168	SPLIT WASHER SET, 2 washers	1	2nd gear
98		COLLAR	1	
100	441-020	FIRST GEAR	1	
101	441-070	SLIDING HUB, improved design	1	1st & 2nd gear
102	329-180	SPRING	6	1st & 2nd
103	BLS110	BALL	6	sliding hub
104	441-050	REVERSE GEAR, includes bush	1	
105	442-030	SHAFT, reverse gear	1	
106		PLUG, reverse gear shaft	1	
107		LOCK BOLT, reverse gear shaft	1	
108	GHF332	WASHER, reverse shaft bolt	1	

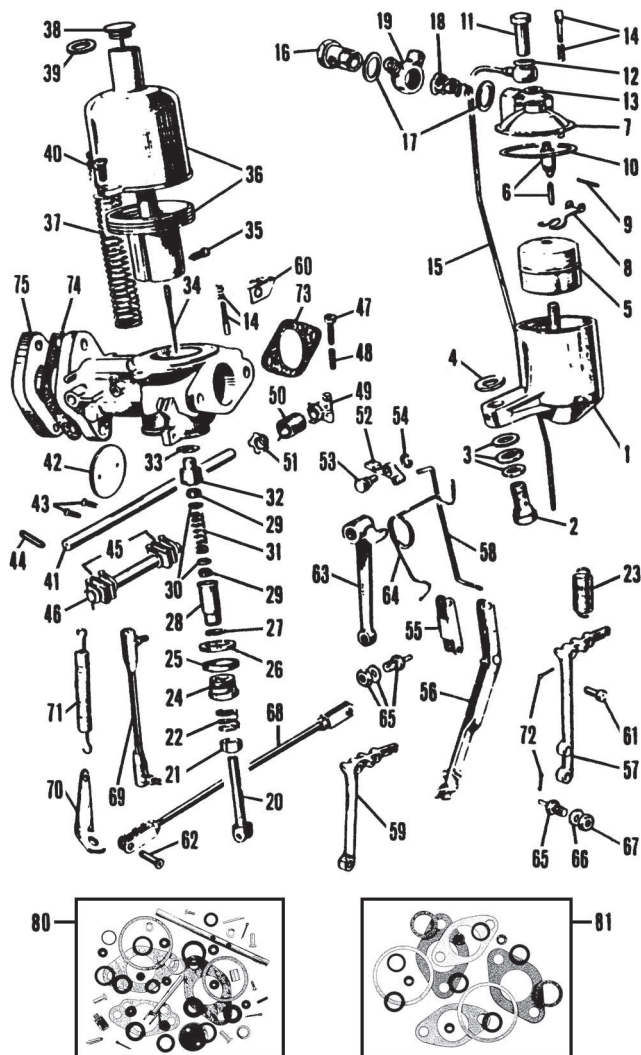
**Gearbox Case Fittings, Gasket Set & Mountings**

110	441-420	DIPSTICK	1	
111	442-040	PLUG, oil filler	1	
112	442-050	PLUG, oil drain	1	
113	6K432	WASHER, oil filler & drain plug	2	

ill.	Part Number	Description	Req.	Details
114		FLANGE, rear	1	
115	324-460	WASHER, rear flange	1	
116	311-310	NUT, rear flange to mainshaft	1	
117		GEAR, speedometer	1	
118	327-020	KEY, speedometer gear	1	TD From (e)16978, TF
119		PINION, speedometer gear	1	
120	442-060	HOUSING, speedometer pinion	1	
121	441-145	SCREW, speedometer pinion housing	1	
122	411-020	SUPPORT BRACKET, rear mounting	1	
123	281-408	MOUNTING SET, gearbox, rubber	1	pair
	280-590	MOUNTING, gearbox, rubber	2	single
124	411-030	FORK, rear mounting	1	
125	CLZ515	CLEVIS PIN, fork	1	
126	324-570	WASHER, cupped	1	
127	311-150	NUT, rear mounting fork	1	
130	320-290	BOLT, remote control cover	4	
131	GHF332	WASHER, cover bolt	4	
132	328-747	STUD, top cover	6	
133	GHF332	WASHER, top cover stud	6	
134	311-100	NUT, top cover stud	6	
137		PLUG, reverse light switch hole	1	
138	BAU1074A	SWITCH, reverse light	1	optional
	BAU1074Z	SWITCH, reverse light, aftermarket	1	optional
139	298-418	GASKET SET, gearbox	1	

**TD & TF Propshaft & Fittings**

140	268-025	PROPSHAFT	1	
141	GUJ115	UNIVERSAL JOINT, greaseable	2	
	GUJ115Z	UNIVERSAL JOINT, greaseable	2	aftermarket
142	7H3858	GREASE NIPPLE, universal joint	1	
143	7H3865	YOKE	1	
144	549229A	GREASE NIPPLE, yoke	1	
145	7H3880X	DUST CAP & CORK SEAL SET, yoke	1	
146	7H3863	FLANGE	2	
147	321-338	BOLT & NUT SET	2	4 bolts & nuts for 1 flange



iii. Part Number Description Req. Details

### Carburettors & Fittings (All Models)

NI	CARBURETTORS, new, pair	1	TA, brass piston
NI AUC429T	CARBURETTORS, new, pair*	1	TB & TC
NI AUC549T	CARBURETTORS, new, pair, 1 1/4"	1	TD
NI AUC728T	CARBURETTORS, new, pair, 1 1/2"	1	TD MkII & TF

\*Note: Our Brand New (non-exchange) carburettors are supplied in matched pairs, less linkage.

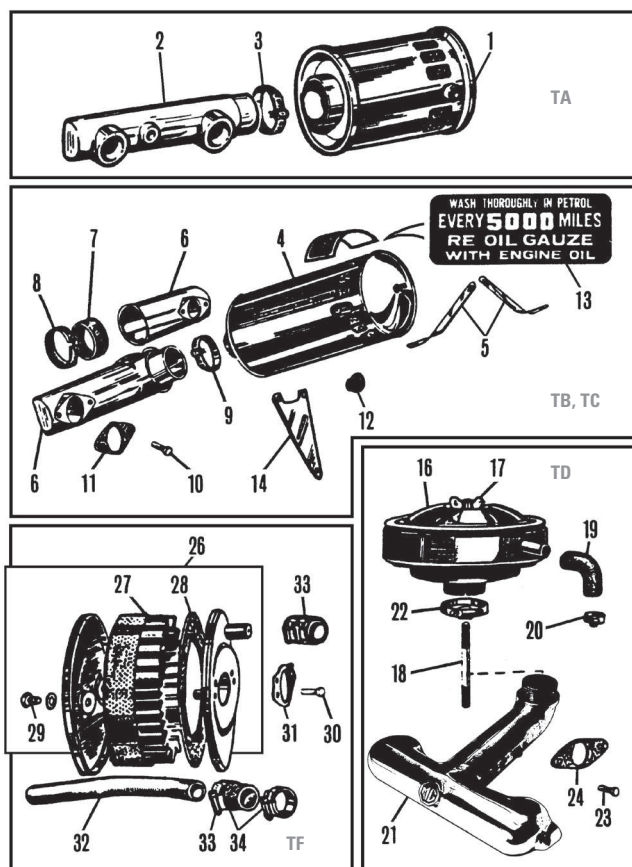
1	AUC3495	FLOAT BOWL, front	1	TB-TC-TD & TF
	AUC3496	FLOAT BOWL, rear	1	
2	AUC1541	BOLT, float bowl to carburettor	2	
3	AUE6	WASHER SET, float bowl bolt*	2	3 washers
4	AUC2130	WASHER, bowl to carburettor, fibre*	2	
5	WZX1303	FLOAT	2	
6	WZX1101A	NEEDLE & SEAT*	2	
	GAC9201X	GROSE-JET	2	
		(Grose-Jets are a superior replacement for the original type needle & seat).		
7	AUE479	COVER SET, front, includes lever	1	TB-TC-TD & TF
	AUE478	COVER SET, rear, includes lever	1	
8	AUC1980	LEVER, float bowl cover	2	original cover
9	AUC1152	PIN, lever*	2	
10	AUC1147A	GASKET, float bowl cover*†	2	
11	AUC1867X	CAP NUT, float bowl cover	2	
12	AUC1557	WASHER, cover bolt, aluminium*	2	
13	AUC1928	WASHER, cover bolt, fibre*	2	
14	WZX1105	PIN & SPRING ASSEMBLY, brass	2/4	1 1/2" carburettor uses 4
15	AUC1866	OVERFLOW PIPE	2	
16	AUC2698	BANJO BOLT, petrol pipe	2	
17	AUC2141	WASHER, banjo bolt, fibre*	4	
18	AUC2139	SCREEN, petrol filter	2	
19	AUC1832	BANJO, petrol pipe	1/2	MkII uses 2
20	AUC8182	JET*, 0.090"	2	
NI	WZX1775	JET BEARING KIT	2	Ethanol Resistant
21	AUC2121	NUT, jet adjusting	2	

iii.	Part Number	Description	Req.	Details
22	AUC2114	SPRING, jet adjusting nut	2	
23	AUC4667	SPRING, jet return	2	
24	AUC3232	NUT, jet securing	2	
25	AUC2117	WASHER, jet securing nut	2	
26	AUC2118	GASKET, cork, jet securing nut*†	2	
27	AUC3233	WASHER, bottom jet bearing, copper*	2	
28	WZX1593	BEARING, bottom jet	2	
29	AUC2120	JET SEAL, cork*†	4	
	RTC165A	O RING, neoprene	4	alternative
30	AUC2119	WASHER, jet seal, brass*	4	
31	AUC1158	SPRING, jet	2	
32	AUC3230	BEARING, top jet	2	
33	AUC2122	WASHER, top jet bearing, copper*	2	
34	AUD1034	JET NEEDLE, AC, standard	2	TA 1 1/4", carburettors
	AUD1166	JET NEEDLE, ES, standard	2	TB-TC & TD 1 1/4", carbs.
	AUD1258	JET NEEDLE, LS1, standard	2	TD MkII 1 1/2", carbs.
	AUD1214	JET NEEDLE GJ, standard	2	TF 1 1/2", carburettors
	AUD1046	JET NEEDLE, weak	2	all models
35	370-100	SCREW, jet needle retaining	2	
36		CHAMBER ASSEMBLY, 1 1/4", carbs.	2	TB-TC & TD
		CHAMBER ASSEMBLY, 1 1/2", carbs.	2	TD MkII & TF
37	AUC4587	SPRING, piston, if fitted	2	
38	AUC8103RB	CAP & DAMPER, round brass cap	2	
	AUC8103A	CAP & DAMPER, *plastic cap	2	TB-TC & TD
		*Note: Alternative to original brass cap.		
	AUC8102HB	CAP & DAMPER, hexagon brass cap	2	
	AUC8102A	CAP & DAMPER, *plastic cap	2	TD MkII & TF
		*Note: Alternative to original brass cap.		
39	AUC2141	WASHER, piston damper	2	
40	370-285	SCREW, chamber to body, brass	4/6	(1 1/4" carbs use 4)
41	376-010	THROTTLE SHAFT, standard	2	TB-TC & TD 1 1/4" carbs.
	AUC3242	THROTTLE SHAFT, standard	2	TD MkII & TF 1 1/2" carbs.
	376-020	THROTTLE SHAFT, oversize	2	TB-TC & TD 1 1/4" carbs.
	AUC3242RP	THROTTLE SHAFT, oversize	2	TD MkII & TF 1 1/2" carbs.
42	WZX1320	DISC, throttle	2	TB-TC & TD 1 1/4" carbs.
	WZX1323	DISC, throttle	2	TD MkII & TF 1 1/2" carbs.
43	AUC1358	SCREW, throttle disc	4	
44	AUC2106	PIN, levers to throttle shaft	2	
45	375-028	COUPLING KIT, throttle shaft	1	incl. coupling rod & couplers
46	AUE75	COUPLING ASSEMBLY	2	
47	AUC3464	SCREW, idle adjustment	3	
48	AUC2451	SPRING, idle adjustment	3	
49	AUC4771	CLIP, retaining	2	
50	AUC4781	SPRING, rear	1	late TC-TD & TF
	AUC4782	SPRING, front	1	
51	AUC4770	ANCHOR, spring	2	
52	AUC3502	LEVER, fast idle	1	
53	AUC3471	PIVOT BOLT, fast idle lever	1	TD & TF
54	AUC4848	WASHER, pivot bolt	1	
55	AUC4819	LINK, jet lever to carburettor	2	TB & TC
56	AUE63	LINK, rear jet lever to carburettor	1	TD & TF
57	370-415	JET LEVER, rear	1	TB & TC
	AUC3234	JET LEVER, rear	1	TD & TF
58	AUC4853	LINK, fast idle	1	
59	370-405	JET LEVER, front	1	TB & TC
	AUC3346	JET LEVER, front	1	TD & TF
60	372-580	ANCHOR CLIP, slow-running control	1	TB & TC
61	AUC2381	CLEVIS PIN, short	a/r	
62	AUC2108	CLEVIS PIN, long	a/r	
63	372-590	LEVER, slow-running	1	TB & TC
64	372-600	SPRING, slow-running	1	
65	ACS5062K	CABLE STOP SET, slow-run & choke	1/2	
66	AED381	WASHER, plain	1/2	TB & TC, TC uses 2
67	GHF200	NUT	1/2	
68	370-840	LINK, between jet levers	1	
69	372-010	LINK, throttle	1	
70	433-550	BRACKET, throttle spring, on starter	1	TB-TC-TD & TF
71	329-310	SPRING, throttle return	1	
72	375-078	SPLIT PIN SET, (8 pins)*	1	
73	294-600	GASKET, carburettor to filter*†	2	TB-TC & TD
	12G2125	GASKET, carburettor to filter*†	2	TD MkII & TF
74	1G2624	GASKET, carburettor to manifold*†	2	TA-TB-TC & TD
	AEH551	GASKET, carburettor to manifold*†	2/4	TD MkII & TF, TF uses 4
75	AHH5713	SPACER, carburettor	2	TF

\*Note: Rebuild kits also include a jet adjustment spanner as well as all items marked (\*).

†Note: Gasket kits include all items marked (†). All our kits service two carburettors

80	375-218	REBUILD KIT, carburettor, 1 1/4" carb.	2	TB-TC & TD
	375-258	REBUILD KIT, carburettor, 1 1/2" carb.	1	TD MkII
	375-228	REBUILD KIT, carburettor, 1 1/2" carb.	1	TF
81	298-008	GASKET SET*	1	TB & TC
	298-108	GASKET SET*	1	TD
	298-208	GASKET SET*	1	TD MkII & TF



iii. Part Number Description Req. Details

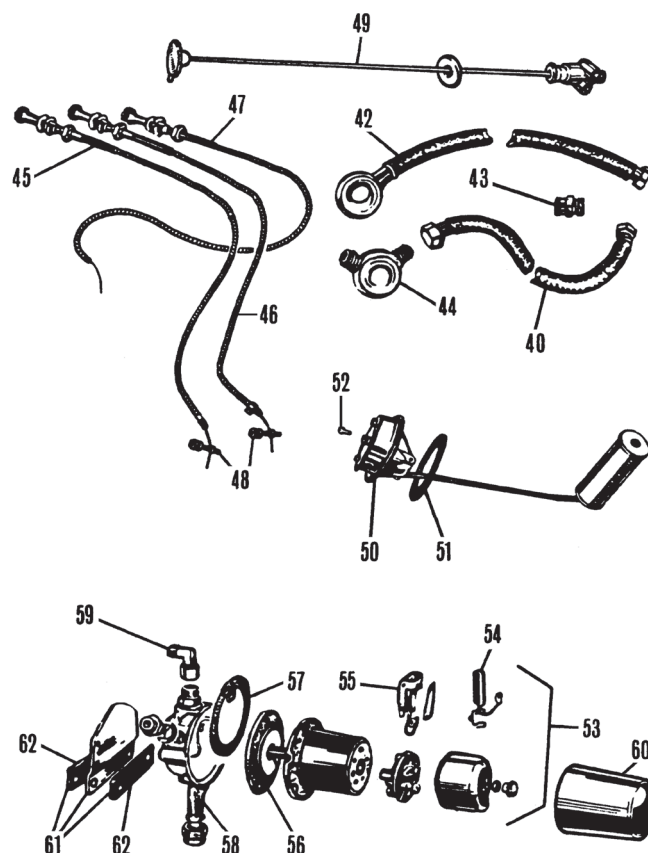
### Air Cleaners & Fittings (All Models)

1	372-490	AIR CLEANER CANISTER	1	TA
2	372-495	AIR CLEANER MANIFOLD	1	
3	CS4038	CLAMP, manifold to canister	1	
4	372-150	AIR CLEANER CANISTER	1	
5	370-918	BRACKET SET, mounting, 2 brackets	1	TB & TC
6	372-145	MANIFOLD SET, air inlet	1	
7	280-175	COLLAR, air inlet manifold	1	
8	372-155	CLAMP, inlet manifold collar	1	
9	CS4038	CLAMP, manifold to canister	1	TD
10	320-290	BOLT, carburettor to air cleaner	4	
11	294-600	GASKET, carburettor to air cleaner	2	
12	280-160	GROMMET, filter to rocker cover	1	
13	CRST253	AIR FILTER DECAL	1	TF
14	370-900	BRACKET, starter & choke cable	1	
16	373-225	AIR CLEANER CANISTER	1	
17	373-340	WING NUT, air cleaner stud	1	
18	373-350	STUD, air cleaner mounting	1	TD
19	280-180	ELBOW, filter to rocker cover, rubber	1	
20	326-260	CLAMP, rubber elbow	2	
21	373-335	MANIFOLD, air inlet	1	
22	GHC11055	CLAMP, manifold to cleaner	1	TD MkII
23	320-290	BOLT, carburettor to air cleaner	4	
24	294-600	GASKET, carburettor to air cleaner	2	
26	12G2125	GASKET, carburettor to air cleaner	2	
32	372-165	AIR CLEANER SET, front & rear	1	TF
33	372-167	CASE, air filter	2	
34	372-175	ELEMENT, air cleaner	2	
28	AHH5441K	FELT PAD	4	
29	320-360	BOLT, carburettor to air cleaner	4	TF
30	320-360	BOLT, air cleaner	4	
31	12G2125	GASKET, carburettor to air cleaner	2	
32	372-020	BREATHER PIPE, air cleaner	1	
33	12B703	HOSE SET, breather pipe, 2 hoses	1	TF
34	MM326-250	CLAMP, breather pipe hose	4	

### Fuel Pump/Hoses & Control Cables (All Models)

Note: See the Accessories section for performance & tuning. Our Flexible fuel hoses are braided Stainless Steel with a non-ageing Teflon interior, and they are guaranteed for life.

40	376-090	FUEL HOSE, pump to carb. 18**	1	TB-TC & TD MkII
	AAA294	FUEL HOSE, pump to carb. 16**	1/3	TA-TD, MkII uses 3 & TF

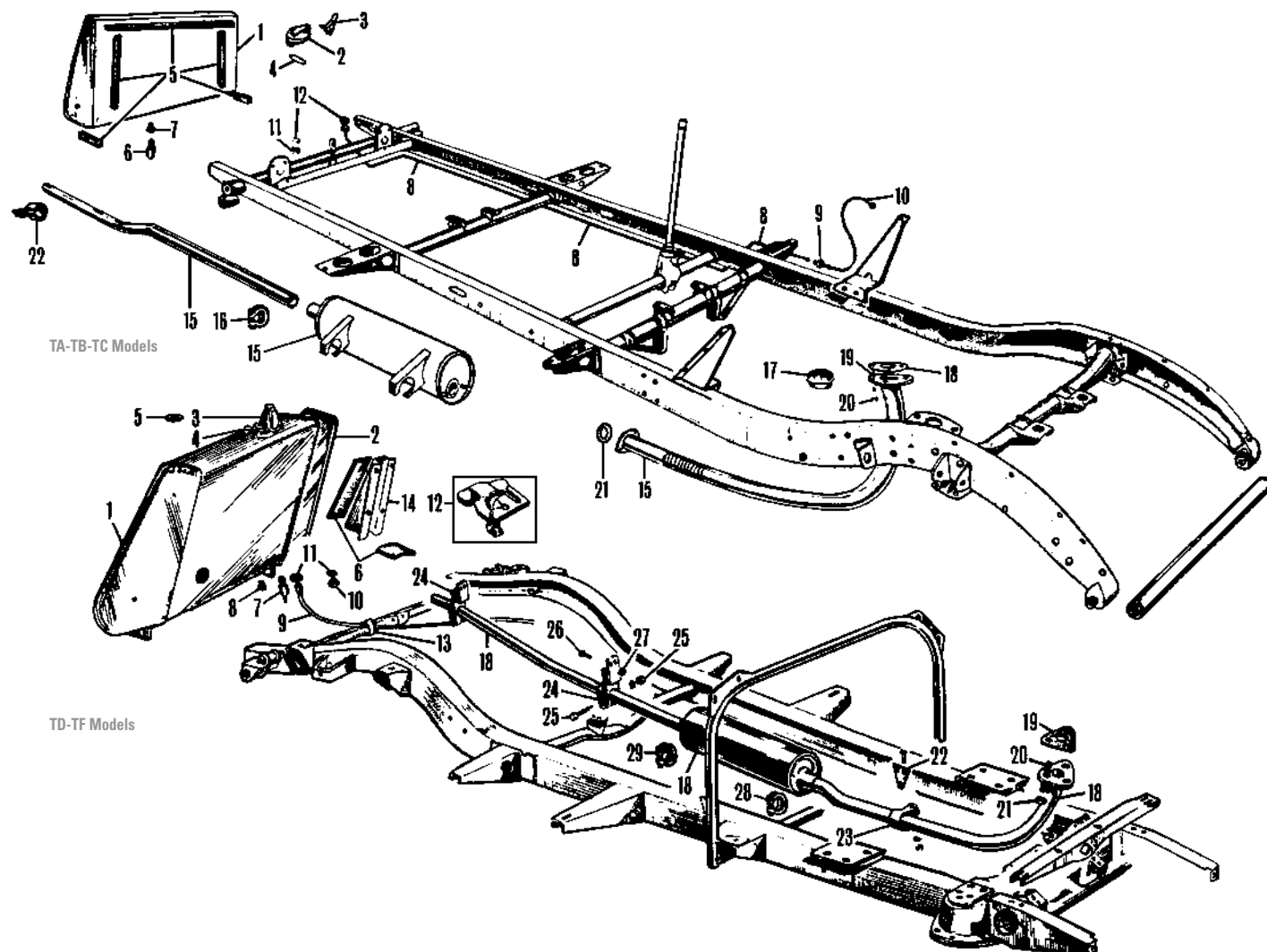


iii. Part Number Description Req. Details

42	376-055	FUEL HOSE, carb. to carb., 8**	1	TA
	376-080	FUEL HOSE, carb. to carb., 14**	1	TB-TC & TD
	ACH8977	FUEL HOSE, carb. to carb., 16**	1	TF

\*Note: Braided stainless steel.

43	376-300	UNION, fuel pipe	1	TD MkII
44	AUC1832	BANJO, fuel pipe	1/2	TD MkII uses 2
45	MM331-390	SLOW-RUNNING CABLE	1	TA-TB & TC
46	331-380	CHOKE CABLE	1	TA-TB & TC
	331-290	CHOKE CABLE	1	TD
	331-410	CHOKE CABLE	1	TF
47	331-370	STARTER CABLE	1	TA-TB & TC
	331-280	STARTER CABLE	1	TD
	331-400	STARTER CABLE	1	TF
48	ACC5062K	CABLE STOP	1/2	TA-TB & TC use 2
49	360-060	FUEL RESERVE TAP	1	TA & TB
50	360-051	FUEL TANK FLOAT UNIT	1	2 piece
	293-401	GASKET SET, top cover & mounting	1	
51	2H1082	GASKET, float unit	1	TC-TD & TF
	293-401	Gasket Set, Viton	1	screw set incl. 6 screws
52	323-728	SCREW SET, float unit to tank	1	
53	AUA25	FUEL PUMP, SU	1	
	AUA25B	FUEL PUMP, SU, brass body	1	
	AZX1331	FUEL PUMP, SU	1	TF From (c) 1510
54	CZX1004	DIODE, dual polarity	1	rear mounting
	CZX1005	DIODE, positive earth	1	
55	AUB6113	POINT SET, SU, single point	1	alternatives
	AUB6106A	POINT SET, SU, twin point	1	
56	AUB6098	DIAPHRAGM, fuel pump	1	TA-TB-TC-TD
		(Replacement pumps made pre 1985).	1	& TF To (c) 1509
56	AUB6082	DIAPHRAGM, fuel pump	1	TA-TB-TC-TD
		(Replacement pumps made post 1985).	1	& TF To (c) 1509
56	WZX1710	DIAPHRAGM, fuel pump	1	TF from (c) 1510
57	AUA4082	GASKET, fuel pump body	1	all models
58	AUA1464	FILTER SCREEN, fuel pump	1	
59	MM375-038	ELBOW, fuel pump outlet	1	all models
60	ACG5147	RUBBER BOOT, weather protection	1	
61	377-278	MOUNTING KIT, fuel pump	1	TD MkII
	AAA1477K	MOUNTING KIT, fuel pump	1	TD & TF To (e) 1509
	377-268	MOUNTING KIT, fuel pump	1	TF From (e) 1510
62	AAA260C	PAD SET, fuel pump mounting	1	TD & TF



ill. Part Number Description Req. Details

### Fuel Tank, Pipes & Exhaust Systems

#### Fuel Tank & Pipes, TA, TB & TC

1	456-760	FUEL TANK	1	TA To (c) 1090
	456-765	FUEL TANK	1	TA From (c) 1091 & TB
	456-770	FUEL TANK	1	TC
	456-771	FUEL TANK, stainless steel	1	
2	407-090	FUEL CAP, original type, reproduction	1	release clip required
3	407-105	RELEASE CLIP, fuel cap	1	
4	293-500	GASKET, fuel cap	1	
5	280-928	PAD SET, fuel tank to frame	1	5 rubber pieces
6	376-665	FUEL LINE ADAPTOR, with filler	1/2	TA & TB, TB uses 2
7	378-520	FILTER SCREEN	1	solder into fuel tank adaptor
8	376-770	FUEL PIPE, tank to union	1	
9	376-300	UNION, between fuel pipes	1	
10	376-780	FUEL PIPE, union to pump	1	
11	AEK122	DRAIN PLUG, fuel tank	1	
12	AUC2141	WASHER, fuel pipe & drain plug	2	

#### Fuel Tanks & Pipes, TD & TF

1	456-785	FUEL TANK	1	TD
	456-786	FUEL TANK, stainless steel	1	
	456-795	FUEL TANK	1	TF
	456-796	FUEL TANK, stainless steel	1	
2	451-648	END PANEL SET, fuel tank	1	TD, 2 chrome panels
	451-658	END PANEL SET, fuel tank	1	TF, 2 chrome panels
3	407-090	FUEL CAP	1	TC type
4	407-105	RELEASE CLIP, fuel cap	1	
5	293-600	GASKET, fuel cap	1	for original cap
6	281-798	PAD SET, fuel tank to chassis	1	4 rubber pads
7	376-665	ADAPTOR, fuel pipe, including filter	1	
8	378-520	FILTER SCREEN	1	
		(Screen must be soldered into fuel tank adaptor).		
9	454-080	FUEL PIPE, tank to pump, short	1	TD & TF To (e) 1509
	454-075	FUEL PIPE, tank to 2nd pump, long	1	TD MkII
	454-085	FUEL PIPE, tank to pump	1	TF From (e) 1510
	454-095	FUEL PIPE, pump to front fuel pipe	1	

ill. Part Number Description Req. Details

10	AEK122	DRAIN PLUG, fuel tank	1	
11	AUC2141	WASHER, fuel pipe & drain plug	2	
12	326-326	CHASSIS CLIP, fuel & brake pipe	10	original type
13	ACH8650	STRAP, fuel & brake pipes	6	
14	449-595	BRACKET, tank to body support	2	TD
	449-600	BRACKET, tank to body support	2	TF
NI	454-080	FUEL PIPE, tank to pump	1	TD & TF To (e) 1509
	454-075	FUEL PIPE, tank to 2nd pump	1	TD MkII

#### Exhaust System, TA, TB & TC (Stainless Steel)

Note: Mild steel systems are no longer available.

15	BSMGTA	EXHAUST SYSTEM, stainless steel	1	
	BSMG393	FRONT PIPE, stainless steel	1	TA
	BSMG395	SILENCER, stainless steel	1	
	BSMG396	TAIL PIPE, stainless steel	1	
	BSMGTB	EXHAUST SYSTEM, stainless steel	1	
	BSMG394	FRONT PIPE, stainless steel	1	TB & TC
	BSMG395	SILENCER, stainless steel	1	
	BSMG396	TAIL PIPE, stainless steel	1	
	454-508	EXHAUST SYSTEM	1	TB & TC
		(Includes silencer, front & rear pipes).		
	FSMG393	FRONT PIPE, stainless steel	1	
	FSMG395	SILENCER, stainless steel	1	TA
	FSMG396	TAIL PIPE, stainless steel	1	
	FSMG394	FRONT PIPE, stainless steel	1	
	FSMG395	SILENCER, stainless steel	1	TB & TC
	FSMG396	TAIL PIPE, stainless steel	1	
16	GEX9003	CLAMP, tail pipe to silencer	1	
17	433-320	CUPPED WASHER, exhaust flange	1	
18	290-500	GASKET, pipe to manifold	1	
19	328-828	STUD SET, exhaust flange, 3 studs	1	
20	311-768	NUT SET, exhaust flange, 3 nuts	1	
21	293-100	GASKET, original pipe to silencer	1	
22	412-060	BRACKET, original tail pipe to chassis	1	

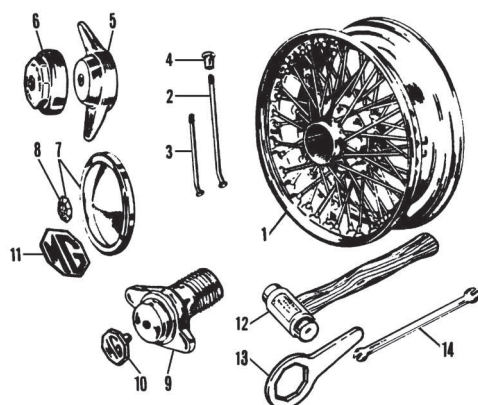
\*Note: See the Accessories section for performance & tuning.

iii. Part Number Description Req. Details

### Exhaust System, TD & TF (Stainless Steel)

Note: Mild steel exhaust systems are no longer available.

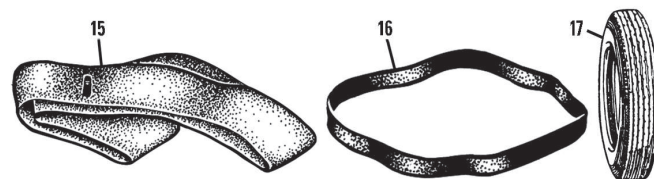
18	BSMGTD	EXHAUST SYSTEM, stainless steel	1	TD
	BSMG397	FRONT PIPE, stainless steel	1	
	BSMG398	SILENCER, stainless steel	1	
	BSMG399	TAIL PIPE, stainless steel	1	
	BSMGTD	EXHAUST SYSTEM, stainless steel	1	TF
	BSMG400	FRONT PIPE, stainless steel	1	
	BSMG401	SILENCER, stainless steel	1	
	BSMG402	TAIL PIPE, stainless steel	1	
19	290-500	GASKET, pipe to manifold	1	exhaust flange
20	328-808	STUD SET, 3 studs	1	
21	311-768	NUT SET, 3 nuts	1	
22	412-010	BRACKET, front exhaust pipe	1	
23	412-070	CLAMP, front pipe to bracket	1	on gearbox
24	412-040	HANGER, tailpipe securing	2	
25	321-678	BOLT & NUT SET, tailpipe hanger	2	1 of each
26	AJD6155Z	BOLT, tailpipe hanger securing	4	
27	AJD8104	NUT, for hanger bolt	4	1
28	GEX9008	CLAMP, front pipe to silencer	1	
29	GEX9007	CLAMP, tail pipe to silencer	1	



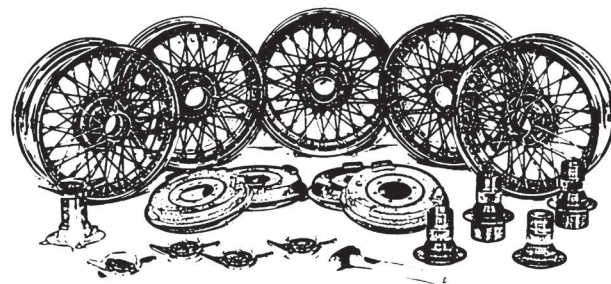
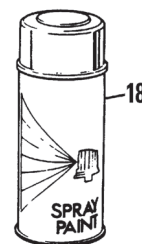
## Road Wheels

Note: See the Accessories section for further details on road wheels and range of wheel tools.

1	454-607	WIRE WHEEL, painted, outer laced, 19"	5	TA To (c) 1769
	454-600	WIRE WHEEL, painted	5	TA From (c) 1770,
	454-795	WIRE WHEEL, chrome, centre laced 19"	5	TB & TC
	WWP450	WIRE WHEEL, painted, 15" x 4"	5	48 spoke wheel
	WWC450	WIRE WHEEL, chrome, 15" x 4"	5	
	WWP452	WIRE WHEEL, painted, 15" x 4.5"	5	60 spoke wheel
	WWC452	WIRE WHEEL, chrome, 15" x 4.5"	5	
2	200-010	SPOKE, outer/long, mild steel	a/r	TA, TB & TC centre laced 40 spoke 19"
	200-020	SPOKE, inner/short, mild steel	a/r	TA, TB & TC centre laced 40 spoke 19"
3	7H1805	SPOKE, outer/long, mild steel	a/r	48 spoke painted
	7H1806	SPOKE, inner/short, mild steel	a/r	wire wheels
	7H1805CP	SPOKE, outer/long, chrome stainless	a/r	48 spoke chrome
	7H1806CP	SPOKE, inner/short, chrome stainless	a/r	wire wheels
	17H8619	SPOKE, outer/long, mild steel	a/r	60 spoke painted
	17H8620	SPOKE, inner/short, mild steel	a/r	wire wheels
	17H8619CP	SPOKE, outer/long, chrome stainless	a/r	60 spoke chrome
	17H8620CP	SPOKE, inner/short, chrome stainless	a/r	wire wheels
4	7H1709	NIPPLE, mild steel	a/r	painted wire wheels
	37H3651	NIPPLE, chromed stainless	a/r	chrome wire wheels
5	AHH7317A	WHEEL SPINNER, 2-eared, RH	2	with MG motif
	AHH7318A	WHEEL SPINNER, 2-eared, LH	2	
6	AHH7315A	WHEEL SPINNER, octagonal, RH	2	
	AHH7316A	WHEEL SPINNER, octagonal, LH	2	
7	ACH8304	HUB CAP, includes medallion	5	TD & TF
	200-235	HUB CAP, drilled, less medallion	5	TD & TF, not drilled
8	200-277	MEDALLION, hub cap	5	TD & TF
9	200-250	WHEEL SPINNER, spare wheel	1	TA, TB & TC
	200-260	WHEEL SPINNER, spare wheel	1	TF
10	AA523	MEDALLION, spare wheel	1	TA-TB & TC, brown & cream
	ARH900	MEDALLION, spare wheel, wire	1	TF & black & white
11	AA5021	MEDALLION, spare wheel, steel	1	
12	C27290	WHEEL HAMMER, copper/hide	1	2lbs
	11B5166	WHEEL HAMMER, copper/copper	1	1.5lbs



iii.	Part Number	Description	Req.	Details
13	AHH5839	SPANNER, for octagonal wheel spinner	1	
14	MM385-800	SPOKE SPANNER	1	
15	454-410	INNER TUBE, 19" x 4.50	a/r	
	454-420	INNER TUBE, 15" x 5.50	a/r	
	452-755	INNER TUBE, 15" x 165 tyre	a/r	
	452-765	INNER TUBE, 15" x 185 tyre	a/r	
	452-785	INNER TUBE, 19" x 4.5, heavy duty	a/r	
16	452-750	RIM BAND, 15"	a/r	
	452-760	RIM BAND, 19"	a/r	
17	454-700	TYRE, Ensign B5, 450 x 19"	a/r	
	454-710	TYRE, Dunlop, 5.50 x 15"	a/r	
18	CCWP1	WHEEL PAINT, silver	a/r	



## Wire Wheel Conversion Kits For TD & TF Models

The following wire wheel conversion kits are designed to convert your disc wheeled TD or TF to wire wheels. Each kit includes four splined hubs, four brake drums, one spare wheel adaptor with spinner (to convert spare wheel carrier to wire wheels), and all the studs, nuts, etc. for an easy installation. These kits will enhance the appearance of any TD and are identical to the original factory option for the TF.

Note: Our conversion kits do not include wheel or spinners.

111-518	WIRE WHEEL CONVERSION KIT	1	TD-TF
AHH7317A	WHEEL SPINNER, 2-eared, RH	2	with MG motif
AHH7318A	WHEEL SPINNER, 2-eared, LH	2	
AHH7315A	WHEEL SPINNER, octagonal, RH	2	
AHH7316A	WHEEL SPINNER, octagonal, LH	2	15" 48 spoke
WWP450	WIRE WHEEL, painted	5	
WWC450	WIRE WHEEL, chrome	5	15" 60 spoke
WWP452	WIRE WHEEL, painted	5	
WWC452	WIRE WHEEL, chrome	5	

Note: See the Restoration Tools catalogue for further details of roadside tools.

## Vintage Screw-Jack

These vintage screw-jacks are identical to the factory originals. Ideal not only for jacking up your T-Type, but also for holding that wayward garage door open!

NI	AHH5124K	JACK & HANDLE, accessory	a/r
----	----------	--------------------------	-----



## Tool Roll

Our tool roll is a superb reproduction of the original. Constructed of heavy duty (original) type Tan canvas, it will keep your tools together.

NI	385-910	TOOL ROLL, accessory	a/r
----	---------	----------------------	-----

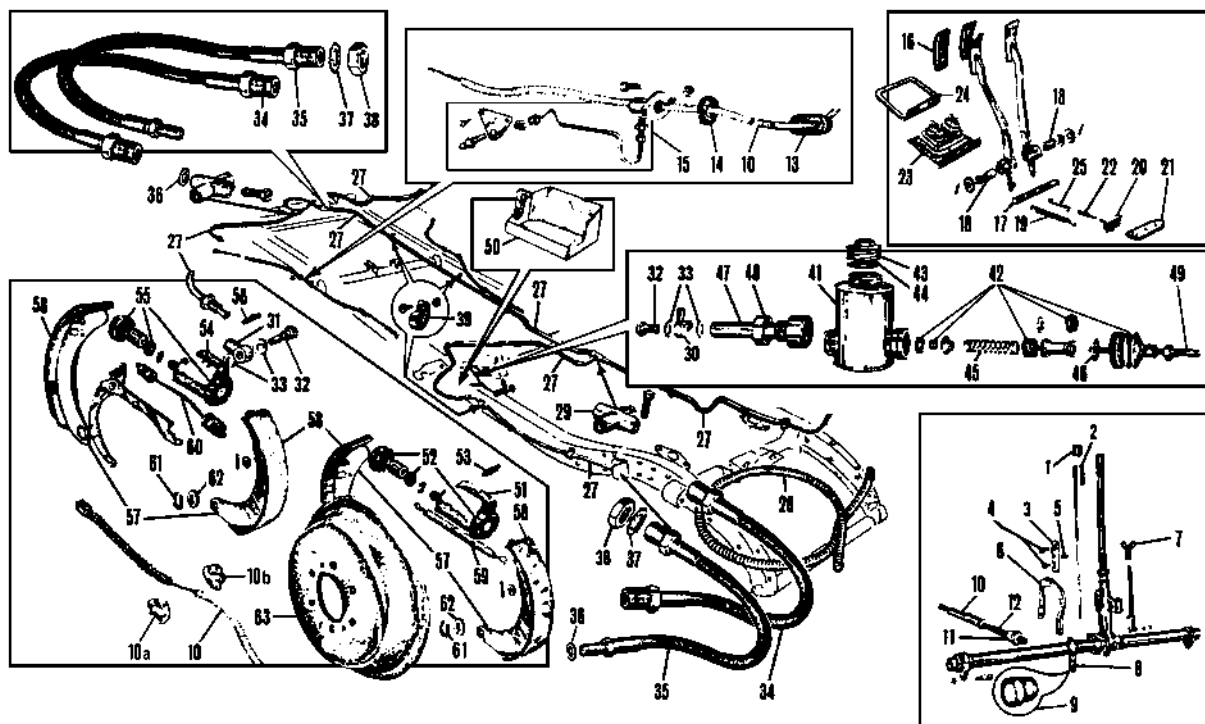


## Tyre Levers

High quality tyre levers virtually identical to those supplied with the new vehicle tool kit.

NI	AJJ281K	TYRE LEVERS, accessory	1
----	---------	------------------------	---





ill. Part Number Description Req. Details

### Brake System, TA-TB & TC

Note: See the Restoration Tools catalogue for our full range of brake fluids.

#### Handbrake, Pipes & Hoses

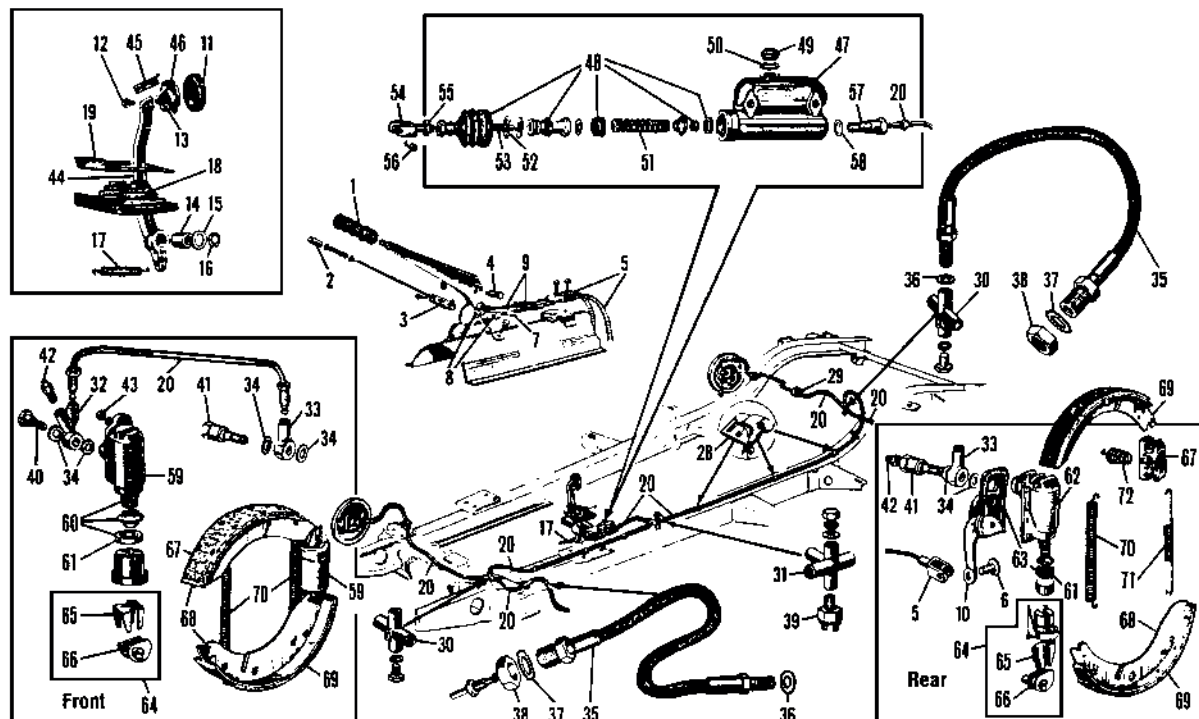
1	181-910	KNOB, handbrake lever, chrome	1	
2		SPRING, handbrake knob	1	
3	181-420	PAWL, handbrake	1	
4	181-415	BOLT, stepped	2	
5		STUD for pawl	1	
6	181-430	RATCHET, handbrake	1	
7	181-435	WING NUT, handbrake adjusting	1	
8		STOP, handbrake lever	1	
9	280-285	RUBBER BUFFER, stop	1	
10	331-050	CABLE, handbrake, complete	2	
10a	180-155	CLAMP, handbrake cable, outer	2	
10b	180-165	CLAMP, handbrake cable, inner	2	
11	311-520	NUT, cable adjusting	2	
12	ACH8508	SPRING, cable adjusting nut	2	
13	280-670	GROMMET, oval	2	cable to chassis
14	GHF802	GROMMET, round	2	
15	181-920	LUBRICATOR	2	handbrake cable
16	280-440	PAD, brake & clutch	2	
17	190-480	PEDAL SHAFT, brake & clutch	1	
18	330-050	BUSH, brake & clutch pedal	2	
19	181-930	SPRING, brake pedal	1	
20	141-600	SWITCH, brake light	1	
21	181-945	MOUNTING BRACKET	1	brake light switch
22	150-700	SPRING, brake light switch	1	
23	280-420	FUME EXCLUDER, rubber	1	brake & clutch pedal
24	406-700	RETAINING PLATE, pedal excluder	1	
25	181-940	WIRE CLIP, brake spring	1	
27	183-148	BRAKE PIPE SET, with protection coil	1	TA & TB
	183-138	BRAKE PIPE SET, with protection coil	1	TC
28	182-730	BRAKE PIPE PROTECTION COIL	1	stainless steel
29	180-070	UNION, 3 way, front & rear	2	
30	180-060	BANJO, rear master cylinder	1	TC
31	3H544	BANJO, brake pipe to rear cylinder	2	
32	11K8276	BANJO BOLT	3	
33	324-998	WASHER SET, banjo fittings	3	2 washers
34	180-530	BRAKE HOSE, front & rear	3	TA & TB
35	180-860	BRAKE HOSE, front & rear	3	
36	3H550	WASHER, brake hose, copper	3	
37	WE600101	LOCK WASHER, brake hose	3	TC
38	2K8686	NUT, brake hose	3	
39	CP105081	CHASSIS CLIP, brake pipe	a/r	

ill. Part Number Description Req. Details

### Brake Shoes & Cylinders

41	180-601	MASTER CYLINDER	1	less rear extension & valve
42	180-900	REPAIR KIT, master cylinder	1	
43	180-310	FILLER CAP, master cylinder	1	
	500201	FILLER CAP, master cylinder	1	alternative
44	180-660	GASKET, filler cap	1	
45	180-120	SPRING, piston	1	
46	326-080	CIRCLIP, master cylinder	1	
47	180-015	REAR EXTENSION, master cylinder	1	TA & TB
	181-950	REAR EXTENSION, master cylinder	1	TC
48	311-365	NUT, rear extension	1	
49	181-400	PUSH ROD, master cylinder	1	with ball joint
50	181-960	HEAT SHIELD, master cylinder	1	
51	180-540	WHEEL CYLINDER, front	2	TA & TB
	180-590	WHEEL CYLINDER, front	2	TC
52	180-930	REPAIR KIT, front cylinder	2	
53	606733A	BLEED SCREW, front cylinder	2	
	180-865	SPRING & EXPANDER*	2	front
54	180-580	WHEEL CYLINDER, rear	2	
55	180-920	REPAIR KIT, rear cylinder	2	
56	180-110	BLEED SCREW, rear cylinder	2	
	180-855	SPRING & EXPANDER*	2	rear
57	182-110	BRAKE SHOE SET	2	
58	182-240	LINING SET, brake shoe	2	4 linings for 2 wheels
59	181-410	SPRING, front brake shoes	2	
60	181-390	SPRING, rear brake shoes	2	
61	326-130	CLIP, brake shoe anchor	4	original
	326-131	CLIP, brake shoe anchor	4	replacement
62	180-025	PIVOT SPRING, front & rear brake shoes	4	
63	456-910	ALFIN BRAKE DRUM, 9" x 1 3/4"	4	MGTA/TC

\*Note: These assemblies replace the separate internal spring & star shaped internal expanders used on front and rear TA-TB-TC wheel cylinders.



iii. Part Number Description Req. Details

### Brake System, TD & TF

Note: See the Restoration Tools catalogue for our full range of brake fluids.

### Handbrake, Pipes & Hoses

1	181-360	HANDLE, handbrake lever	1
2	ACC8956	BUTTON, brake release, chrome	1
3	181-320	PAWL, handbrake ratchet	1
4	181-440	RIVET & WASHER	1
5	331-060	CABLE, handbrake, OE type	2
	331-058	CABLE, handbrake, aftermarket	2
Note: The 331-058 handbrake cable is very similar to cables originally fitted to the MG TD and TF. All critical dimensions are correct. The OE type metal spiral housing has the unique combination of wide & narrow strips formed into a tube or housing for the inner cable. This OE type spiral housing is covered in a black plastic sheath, a non-OE feature that protects the steel housing from water, dirt, and road grime, which in turn protects the inner cable and maximizes the useful life of the e-brake system. If originality is your goal, nick the plastic cover with a knife point or a utility knife and peel the black plastic sleeve off the cable.			
6	CLZ515	PIN, cable to rear cylinder	2
7	181-310	BAR, cable equalising	1
8	311-520	NUT, handbrake adjusting	2
9	ACH8508	SPRING, handbrake adjusting nut	2
10	27H7395	LEVER, handbrake	2 incl. with rear wheel cyl.
11	ACA5359	PAD, brake & clutch	2
12	320-370	BOLT, brake & clutch pedal	2
13	AJD8105Z	NUT, pedal bolt	2
14	330-100	BUSH, brake pedal & clutch pedal	2
15	324-430	WASHER, pedal spacing	2
16	326-050	CIRCLIP, pedal shaft	1
17	329-320	SPRING, brake pedal	1
18	280-420	FUME EXCLUDER, rubber	1 brake & clutch pedal
19	406-700	RETAINING PLATE, pedal excluder	1
20	183-158	BRAKE PIPE SET	1 RHD
	183-168	BRAKE PIPE SET	1 LHD
28	326-326	CHASSIS CLIP, brake pipe	a/r original type
29	ACH8650	STRAP, brake and fuel pipes	6
30	27H7165	UNION, 3 way	2 front & rear
31	AAA424	UNION, 4 way	1
32	180-681	BANJO, left	1 front wheel cylinder
	180-691	BANJO, right	1
33	27H7189	BANJO	4 front & rear wheel cylinder
34	324-908	WASHER SET, banjo fittings	1 12 copper washers
35	180-840	BRAKE HOSE, front & rear	3
36	324-898	WASHER SET, brake hose	1 3 copper washers
37	WE600101	LOCK WASHER, brake hose	3
38	2K8686	NUT, brake hose	3
39	13H2303	SWITCH, brake light, OE type screw	1 on 4 way fitting
39a	C16062A	SWITCH, brake light, alternative Lucar	1 on 4 way fitting

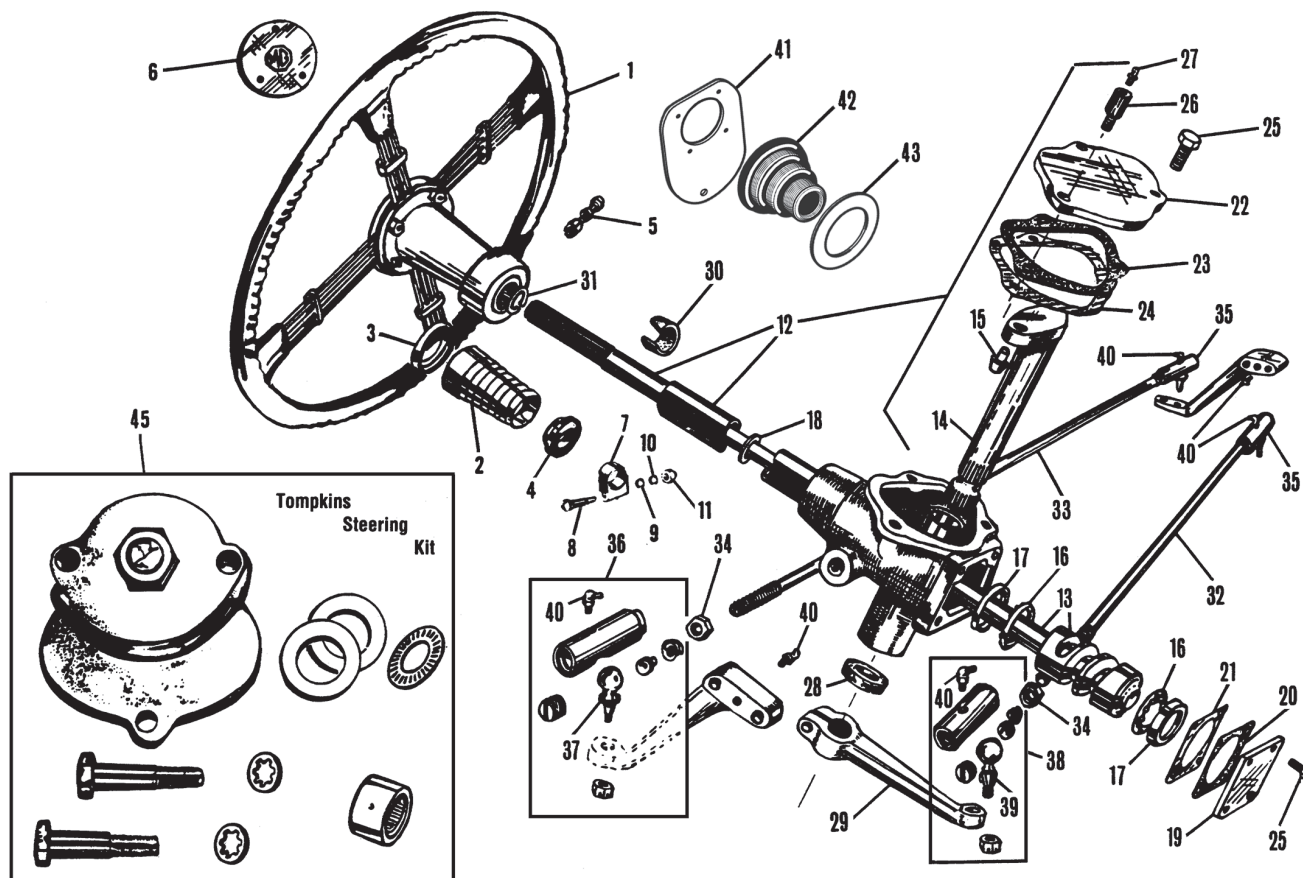
iii. Part Number Description Req. Details

40	7H7847	BANJO BOLT, front wheel cylinder	2
41	27H7167	ADAPTOR, front & rear wheel cylinder	4
42	27H7166	BLEED SCREW, front & rear	4
43	AJD8105Z	NUT	8
44		BRAKE PEDAL, LHD	1
	406-710	BRAKE PEDAL, RHD*	1
45	406-760	PAD EXTENSION	1
46	406-750	PEDAL PAD, alloy	1

\*Note: Please see page 25 for details on LHD to RHD steering conversion parts.

### Brake Shoes & Cylinders

47	LK88187	MASTER CYLINDER	1
48	182-910	REPAIR KIT, master cylinder	1
49	180-250	FILLER CAP, master cylinder	1
50	180-220	WASHER, filler cap	1
51	180-120	SPRING, master cylinder piston	1
52	326-090	CIRCLIP, piston stop	1
53	180-320	PLUNGER, master cylinder	1 less clevis
54	180-485	FORK, master cylinder plunger	1
55	AJD8206Z	NUT, master cylinder plunger	1
56	325-160	PIN, master cylinder fork	1
57	180-710	ADAPTOR, master cylinder	1
58	233220A	WASHER, master cylinder adaptor	1
59	LK30284	WHEEL CYLINDER, front	4
	180-628	WHEEL CYLINDER SET, car set	1
60	180-448	REPAIR KIT, front axle set	1
61	7H7923	CUP ONLY	4
62	GWC1111	WHEEL CYLINDER, rear	2 does not include boot
	GWC1111Z	WHEEL CYLINDER, rear, aftermarket	2
	180-628	WHEEL CYLINDER SET, car set	1
63	8G8243	REPAIR KIT, rear cylinder	2 boot & cup only
	7H7943	BOOT, handbrake lever	2
64	7H7931K	ADJUSTER KIT	4
65	7H7930	MASK, adjuster	4
66	7H7931	CAM, adjuster	4
67	7H7932	BUTMENT, rear brake shoe	2
68	182-130	BRAKE SHOE SET, axle set	2
Note: This is an axle set of 4 shoes, they are the same for both front and back, so you need to order 2 sets.			
69	182-270	LINING SET	2 4 linings for 2 wheels
70	181-370	SPRING, brake shoe return	6 front & rear
71	181-380	SPRING, brake shoe return	2 rear
72	AAA4714	SPRING, brake shoe steady	4 rear, except early TD
NI		BRAKE DRUM, front, steel wheels	for full details please refer
NI	264-320	BRAKE DRUM, front, wire wheels	to 'Front Suspension'
NI	266-510	BRAKE DRUM, rear, steel wheels	for full details please refer
NI	264-320	BRAKE DRUM, rear, wire wheels	to 'Rear Axle'



Part Number	Description	Req.	Details
<b>Steering, TA-TB &amp; TC</b>			
Note: See the Accessories section for further details of steering wheels.			
These 'Brooklands' vintage steering wheels - complete with crested centrepiece and clamp bolt assembly, were available as optional equipment when the TC was new. The classic design was in demand by MG enthusiasts going well back to the 1930's.			
1 454-225	STEERING WHEEL, Brooklands (Black, 17", key-way fitting).	1	TA to (c) 2881
454-240	STEERING WHEEL, Brooklands (Black, 17", spline fitting).	1	TA from (c) 2882 TB & TC
2 1D6163	SPRING COVER, upper shaft, stainless	1	
3 108611	CAP, spring cover, chromed	1	spline fitting only
4 262-290	WASHER	1	
5 262-300	CLAMP BOLT, steering wheel	1	
6 262-310	CENTRE PIECE, steering wheel	1	spline fitting only
7 AHH6005	CLAMP ASSEMBLY	1	
8 BH605181	BOLT	2	
9 PWZ205	WASHER, plain	4	
10 GHF332	WASHER	4	
11 GHF201	NUT	2	
12 453-120	STEERING BOX, reconditioned*	1	

\*Note: We can only recondition your old steering box, new and exchange units are no longer available.

13 453-110	COLUMN & CAM	1	
453-107	COLUMN	1	spline fitting only
260-085	CAM, worm only	1	
14 260-070	SECTOR SHAFT	1	
15 501568	PEG, sector shaft	1	
16 060371	BEARING	2	
17 060373	BEARING CUP	2	
060371/3K	BEARING, ball cage & cup, steering box	2	
18 060586	RING, anti-rattle, rubber	1	
19 260-090	END PLATE	1	
20 060370	GASKET, end plate	1	
21 060367	SHIM, end plate, 0.003"	a/r	
060368	SHIM, end plate, 0.005"	a/r	
060369	SHIM, end plate, 0.010"	a/r	
22 260-100	TOP PLATE	1	
23 293-200	GASKET, top plate	1	

Part Number	Description	Req.	Details
24 260-010	SHIM, top plate, 0.003"	a/r	
260-020	SHIM, top plate, 0.005"	a/r	
260-030	SHIM, top plate, 0.010"	a/r	
25 320-360	BOLT, cover plates	6	
26 262-330	HOLLOW BOLT, top cover plate	1	
27 328-520	GREASE NIPPLE, for gear oil	1	
28 120-020	SEAL, modern type	1	
29 453-130	DROP ARM	1	
30 260-180	FELT BUSH, upper column, original	1	
31 326-060	CIRCLIP, upper column	1	
32 451-230	DRAG LINK TUBE	1	less ends
33 453-290	TIE ROD TUBE	1	
34 311-400	LOCK NUT	2	RH thread
311-410	LOCK NUT	2	LH thread
35 261-238	TIE ROD END, LH	2	LH thread
36 261-248	TIE ROD END, RH	1	RH thread
37 261-260	BALL, tie rod end	3	
38 261-258	DRAG LINK END ASSEMBLY, RH	1	
39 261-270	BALL, drag link end	1	
40 UHN405	GREASE NIPPLE	4	tie rod ends & drag link end
41 260-075	INNER PLATE, column excluder	1	
*Note: The original screws used to secure this plate were 1/4" BSF, however, for this new plate the use of 1/4" UNC screws will be required (part number SH504051), you will not be able to reuse the original screws.			
42 280-380	EXCLUDER, steering column	1	
43 260-065	OUTER PLATE, column excluder	1	

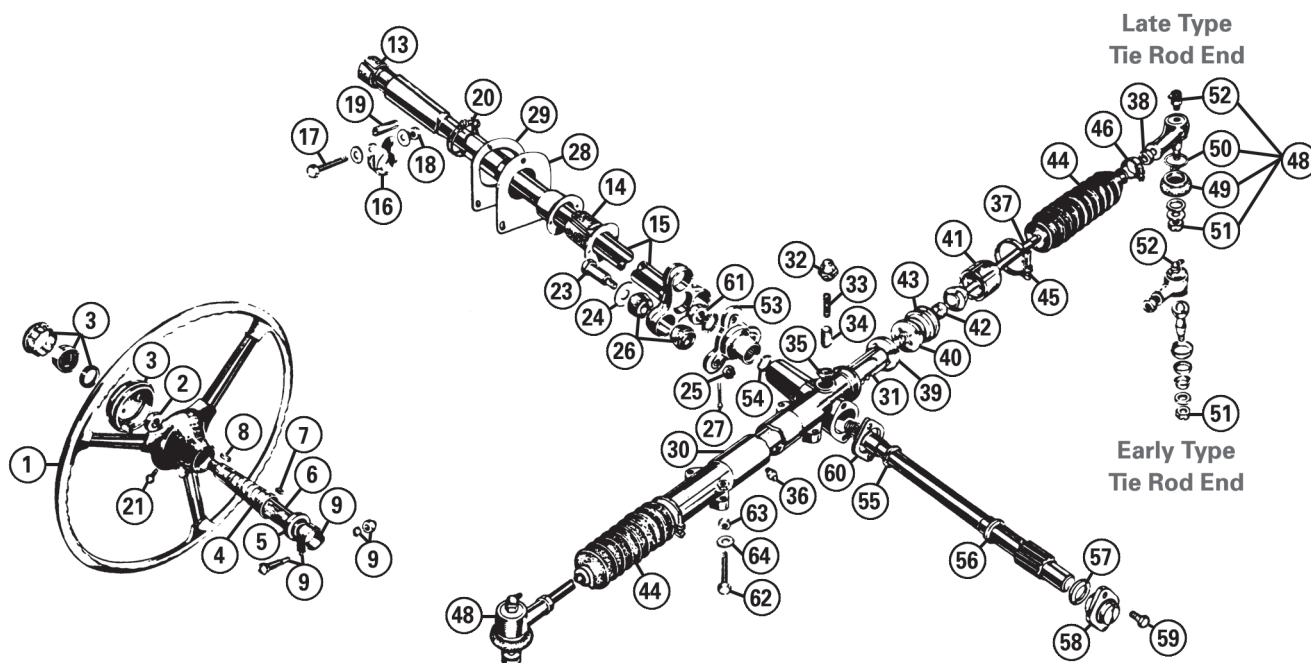
### Tompkins Steering Kit

The Tompkins steering kit consists of a machined & polished aluminium casting which houses a roller thrust bearing and spacer. This replaces the steel thrust plate on top of the steering gear, thereby eliminating all drag at this critical point and, at the same time provides an easy and extremely accurate adjustment of the sector shaft.

Also included (as well as concise installation instructions) is a needle bearing which replaces the felt bush at the top of the column. While we have supplied hundreds of these kits to (very) satisfied customers, we must emphasise that unless the entire steering and front end are in perfect condition the kit will effect only a slight improvement.

With a properly set up front end, and the addition of the Tompkins steering kit, your TA-TB or TC will be a very pleasant car to drive.

45 260-118	TOMPKINS STEERING KIT	1	
------------	-----------------------	---	--



ill. Part Number Description Req. Details

### Steering, TD & TF

Note: See the Accessories section for further details of steering wheels.

### Steering Column

We are pleased to offer the first and only true original type steering wheel available since the last TF rolled off the assembly line in 1955! 'Goldish-Tan Pearlescent' trim with metallic bronze hub. (Don't be misled by the mottled brown rim most people consider original) The centrepiece matches the factory colour and fit.

1	454-231	STEERING WHEEL, original type, 16.5"	1	
2	311-470	NUT, steering wheel	1	
3	262-340	CENTRE PIECE	1	
4	AAA1651	SPRING COVER, upper shaft, chrome	1	
5	AAA1650	CAP, spring cover, chrome	1	
6	262-350	ADJUSTING SHAFT	1	
7	AAA193	KEY, steering shaft	1	
8	327-090	KEY, steering wheel	1	
9	AAA192	CLAMP, column, chrome	1	with nut, bolt & washer
13	260-150	FELT BUSH, upper column	1	
14	260-200	FELT BUSH, lower column	1	
15		INNER COLUMN	1	
16	AHH6005	CLAMP, column	1	
17	320-390	BOLT, 5/16" x 1.5" UNF	1	
18	AJD8105Z	NUT	1	
19	AHH6006	DISTANCE PIECE, clamp	1	
20	CS4020	CLAMP, column excluder	1	
21	AJD2246	SCREW, centre piece assembly	1	
23	320-850	BOLT, column to flange	3	
24	324-560	WASHER, flange bolt	3	
25	311-155	NUT, flange bolt	3	original
	311-150	NUT, flange bolt	3	replacement
26	280-550	RUBBER BEARING	6	
27	GHF500	SPLIT PIN, for slotted nut	3	
28	454-040	EXCLUDER, steering column	1	leather
29	263-105	PLATE, steering column excluder	1	

### Rack & Pinion

30	263-134	STEERING RACK, RHD	1	less track
	263-138	STEERING RACK, LHD	1	rod ends
	262-370	STEERING RACK, RHD	1	bare casting only
31	262-408	RACK & PINION, RHD	1	
	262-418	RACK & PINION, LHD	1	
32	262-090	CAP, steering rack damper	1	
33	ACA5248	SPRING, steering rack damper	1	

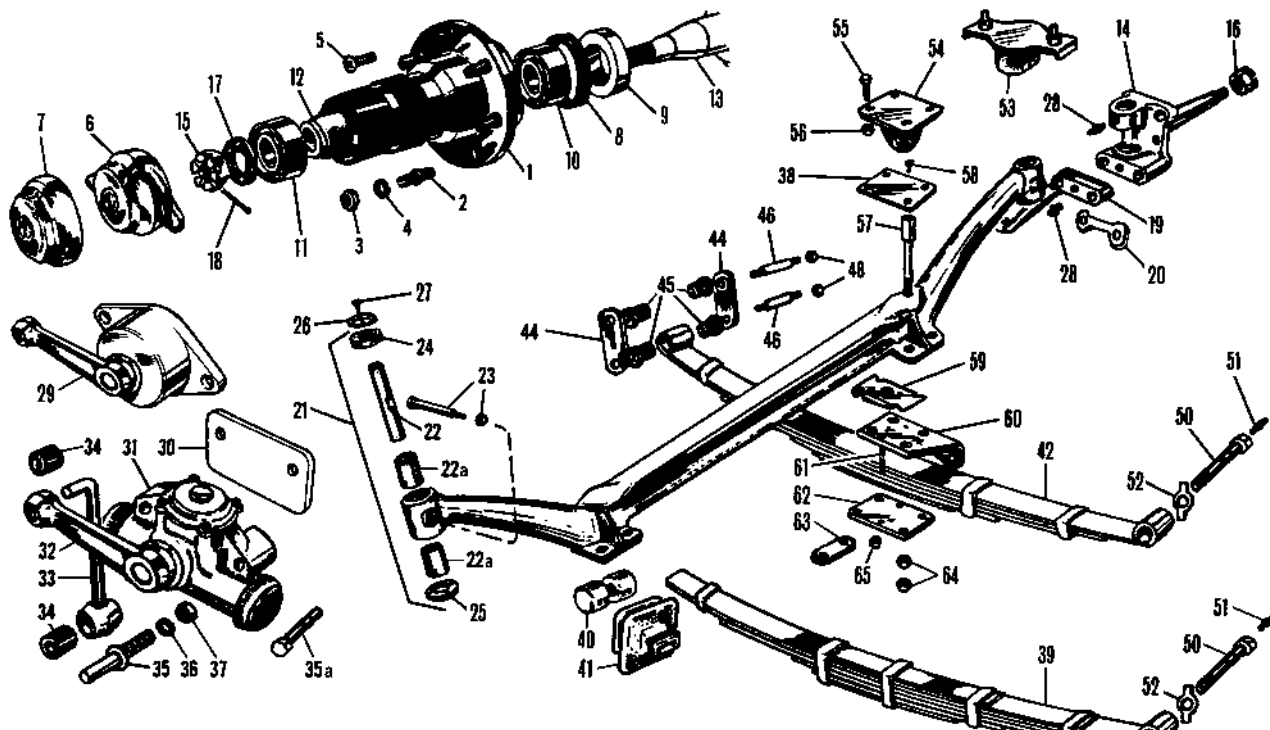
ill. Part Number Description Req. Details

34	ACA5244	DAMPER PAD, steering rack	1	
35	ACA5249	SHIM, steering rack damper, 0.003"	a/r	
36	328-520	GREASE NIPPLE, steering rack	1	for gear oil
37		TIE ROD, steering	2	
38	311-360	LOCK NUT, tie rod	2	
39	ACA5247	LOCK WASHER, inner ball housing	2	
40	ACA6031	BALL HOUSING, male	2	
41	ACA5304	BALL HOUSING, female	2	
42	ACA5246	BALL SEAT	2	
43	ACA5301	BALL SEAT SHIM, 0.003"	a/r	
	ACA5302	BALL SEAT SHIM, 0.005"	a/r	
	ACA5303	BALL SEAT SHIM, 0.010"	a/r	
44	280-560	RACK GAITER	2	
45	ADG1682	CLAMP, rack seal, large	2	
46	GGT1117X	CLAMP, rack seal, small	2	
48	7H3682	TIE ROD END	2	
49	7H3762	BOOT, tie rod end, rubber	2	
50	7H3565	CLIP, tie rod end boot	2	
51	311-510	NUT, for tie rod ends	2	original
	GHF224	NUT, for tie rod ends	2	replacement
52	UHN405	GREASE NIPPLE, tie rod end	2	
53	262-070	FLANGE, pinion shaft	1	
54	326-050	CIRCLIP, pinion shaft	1	
55	AAA1335	SEAL, pinion shaft	1	
56	262-080	THRUST WASHER, top pinion	1	
57	AAA1336	THRUST WASHER, bottom pinion	1	
58	262-230	TAIL BEARING, pinion	1	
59	320-360	BOLT, tail bearing	2	
60	AAA1333	TAIL BEARING SHIM, 0.005"	a/r	
	AAA1334	TAIL BEARING SHIM, 0.007"	a/r	
61	311-360	NUT, pinion shaft	1	
62	320-380	BOLT, steering rack to frame	4	
63	AJD8105Z	NUT	4	
64	GHF332	WASHER, locking	4	

### Steering Conversion Parts - LHD To RHD, TD & TF

NI	406-710	BRAKE PEDAL, RHD	1	
NI	406-720	CLUTCH PEDAL, RHD	1	
NI	406-770	ACCELERATOR PEDAL, RHD	1	
NI	406-730	PEDAL BOX, RHD	1	must be welded
NI	406-780	CHASSIS TUBE	1	through chassis
NI	263-134	STEERING RACK, RHD	1	less track control arms
NI	233-570	DASHBOARD FASCIA, plain*	1	TD only
NI	233-580	DASHBOARD BACKING PANEL	1	

\*Note: Please see page A23 for details of veneered dashboards.



ill. Part Number

Description

Req.

Details

## Front Suspension, TA-TB &amp; TC

1	081563	FRONT HUB, RH	1	
	081564	FRONT HUB, LH	1	
2	328-850	STUD, front hub	12	
3	AJD8206Z	NUT, hub stud	12	
4	324-340	LOCK WASHER, hub stud	12	
5	323-748	SCREW SET, hub to drum	1	set of 4 screws
6	AHH7317A	WHEEL SPINNER, 2-eared, RH	1	} with MG motif
	AHH7318A	WHEEL SPINNER, 2-eared, LH	1	
7	AHH7315A	WHEEL SPINNER, octagonal, RH	1	
	AHH7316A	WHEEL SPINNER, octagonal, LH	1	
8	120-500	OIL SEAL, front hub	2	
9	261-020	SPACER, oil seal	2	
10	533360A	BEARING, inner hub	2	
11	GHB176	BEARING, outer hub	2	
12	261-010	TUBE, bearing spacing	2	
13	261-135	STUB AXLE, RH	1	RH thread
14	261-145	STUB AXLE, LH	1	LH thread
15	311-370	NUT, stub axle, RH	1	RH thread
16	311-380	NUT, stub axle, LH	1	LH thread
17	324-440	WASHER, stub axle nut	2	
18	GHF503	SPLIT PIN	2	
19	261-140	STEERING ARM, LH	1	
	261-130	STEERING ARM, RH	1	
	320-610	BOLT, steering arm to stub	4	
20	261-120	LOCK TAB	2	
21	261-068	KING PIN SET, with top hat bush	1	TA To axle no. 1500
	261-078	KING PIN SET, as illustrated	1	TA From axle 1501, TB & TC
22	261-087	KING PIN	2	
22a	MG502/114	BUSH, top hat type	4	
	330-130	BUSH, phosphorous bronze	4	
23	261-097	COTTER PIN & NUT, king pin	2	
24	261-117	FELT WASHER, king pin	2	
25	261-107	THRUST WASHER, king pin	2	
26	261-060	RETAINER, felt washer	2	
27	AJD6155Z	BOLT, felt washer retaining	2	
28	UHN405	GREASE NIPPLE, king pin	4	
29	261-275	SHOCK ABSORBER, LUVAX, new, RH	1	} TA
	261-265	SHOCK ABSORBER, LUVAX, new, LH	1	
	261-276	SHOCK ABSORBER, LUVAX, recon, RH	1	
	261-266	SHOCK ABSORBER, LUVAX, recon, LH	1	
(We can only recondition your old shock absorbers; new and exchange units are no longer available).				
30	261-580	PLATE, shock mounting	2	} TB & TC
31	261-500	SHOCK ABSORBER, recon, RH	1	
	261-505	SHOCK ABSORBER, recon, LH	1	

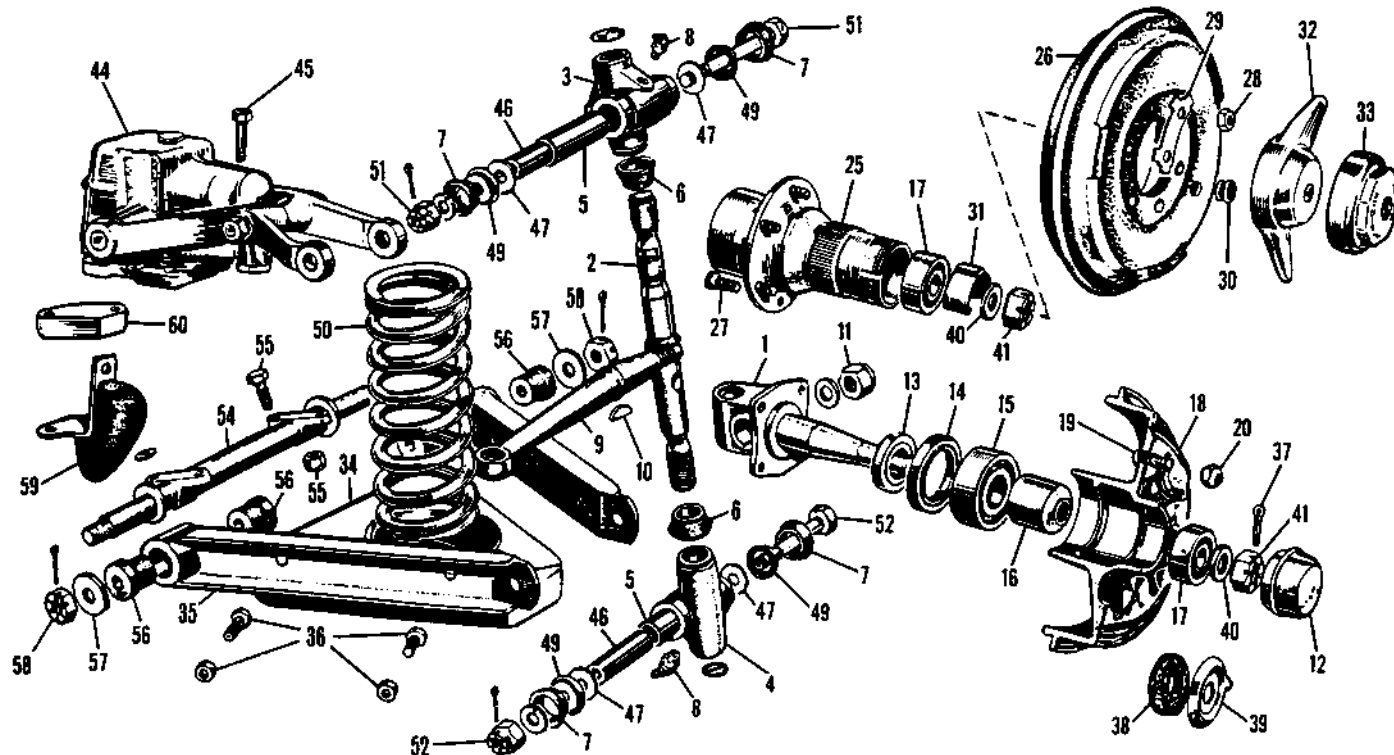
ill. Part Number

Description

Req.

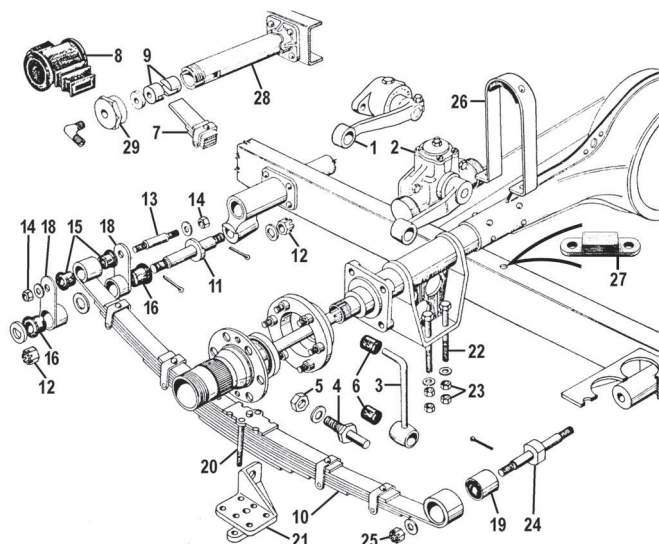
Details

32		ARM, shock absorber	2	TB & TC
33	261-575	LINK, shock absorber		
34	282-710	BUSH, rubber, shock absorber link	4	
35	321-820	STUD, shock link mounting	4	
35a	320-690	BOLT, 7/16" x 2" BSF	4	
36	GHF334	LOCK WASHER, shock link stud	4	
37	311-280	NUT, shock link stud	2	
38	261-230	PLATE, buffer pad	2	
39	454-430	LEAF SPRING, front	2	TA & TB
40	261-200	TRUNNION, front spring, pair	2	
41	261-205	TRUNNION BOOT	2	
42	AAA843X	LEAF SPRING, front	2	
44	261-210	SHACKLE PLATE, rear of spring	4	TC
45	ACA5242	BUSH, spring, standard**	8	
	280-625	BUSH, spring, uprated/polyurethane	8	
46	261-170	SHACKLE PIN	4	
48	311-280	NUT, shackle pin	8	
**Note: Lower bushes should be trimmed 5/8" shorter, prior to installation.				
50	261-150	PIN, front spring	2	
51	328-520	GREASE NIPPLE, spring pin	2	
52	261-320	TAB WASHER, spring pin	2	
53	261-215	BUMP STOP, on chassis	2	TA & TB
54	261-220	BUMP STOP, on chassis	2	TC
55	320-560	BOLT, buffer pad to chassis	4/8	TA & TB
56	AJD8106Z	NUT, buffer pad bolt	4/8	TB, uses 4
57	261-160	BOLT, axle beam	8	
58	323-738	SCREW SET, plate to bolt	1	set includes 8 screws
59	261-190	CASTOR SHIM, can fit TB & early TC (Fit with the wide end to the rear).	2	TC From (c)4251
60	261-540	BRACKET, shock mounting, LH	1	
	261-550	BRACKET, shock mounting, RH	1	
61	261-545	STUD	4	
62	261-555	PLATE, spring mounting	2	
63	261-560	PLATE, reinforcing	4	
64	AJD8105Z	NUT, centre spring bolt	16	
65	AJD8104	NUT, locating stud	4	

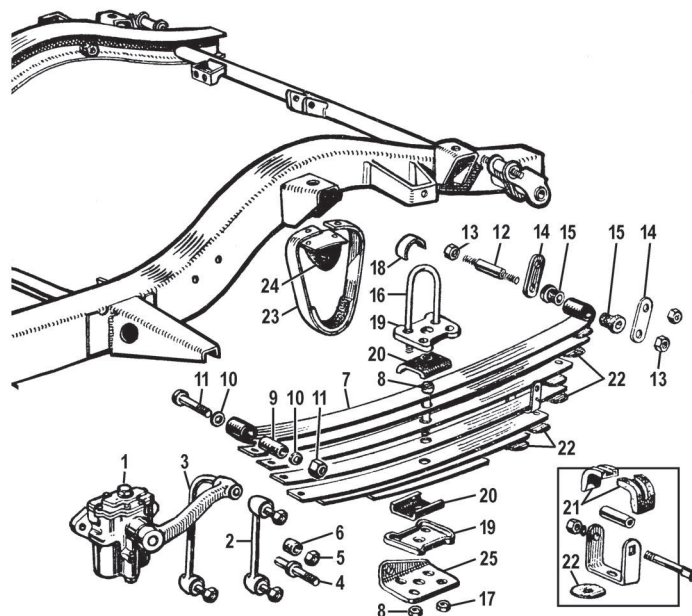


ill.	Part Number	Description	Req.	Details
<b>Front Suspension, TD &amp; TF</b>				
1		STUB AXLE, RH	1	
		STUB AXLE, LH	1	
2	ATB4218	SWIVEL PIN, RH	1	
	ATB4219	SWIVEL PIN, LH	1	
3	ATB4208	TOP LINK, RH	1	includes bush
	ATB4209	TOP LINK, LH	1	
4	ATB4212	BOTTOM LINK, RH	1	includes bush
	ATB4213	BOTTOM LINK, LH	1	
	ATB4208SET	KING PIN SET, RH	1	
	ATB4209SET	KING PIN SET, LH	1	
5	BTB768	BUSH, top & bottom link	4	
6	ACG4030	SEAL, swivel pin	4	
7	AAA1323X	SEAL, link	8	
8	UHN405	GREASE NIPPLE, link	4	
9		STEERING ARM, LH	1	
		STEERING ARM, RH	1	
10	WKN506	KEY, steering arm	2	
11	311-330	NUT, steering arm	2	
12	ATB4098	DUST CAP	2	TD From (c) 6035 & TF
13	ACF4001	SPACER, oil seal	2	
14	ACF4004	OIL SEAL, front hub	2	
15	GHB177	BEARING, inner hub	2	
16	ACF4003	SPACER, bearing	2	
17	GHB176	BEARING, outer hub	2	
18		BRAKE DRUM	2	steel wheels
19	264-240	STUD, steel wheel, BSF	10	TD To (c) 12284
	264-110	STUD, steel wheel, SAE	10	TD From (c) 12285 & TF
20	264-250	NUT, steel wheel stud, BSF	10	TD To (c) 12284
	264-130	NUT, steel wheel stud, SAE	10	TD from (c) 12285 & TF
25	ATB4181	FRONT HUB, LH	1	
	ATB4180	FRONT HUB, RH	1	
26	264-320	BRAKE DRUM	2	
27	ATB4124	STUD, wire wheel hub	12	wire wheels
28	NT606041	NUT, hub stud	12	
29	ATB4125	LOCK TAB, brake drum, 3 per drum	6	
30	328-410	PLUG, brake adjusting hole	2	
31	ATB4131	RETAINER, grease	2	
32	AHH7318A	WHEEL SPINNER, 2-eared, LH	1	
	AHH7317A	WHEEL SPINNER, 2-eared, RH	1	
33	AHH7316A	WHEEL SPINNER, octagonal, LH	1	with MG crest
	AHH7315A	WHEEL SPINNER, octagonal, RH	1	
34	AHH5925	PAN, coil spring	2	
35	AAA1326	WISHBONE ARM	4	
36	321-578	BOLT & NUT SET, pan to arm	1	(includes 8 of each)
37	GHF503	SPLIT PIN	2	

iii.	Part Number	Description	Req.	Details
38	120-010	HUB SEAL, felt	2	] TD To (c) 6034
39	264-260	GREASE RETAINER, hub	2	
40	324-445	WASHER, steering knuckle nut, 5/8"	2	
	ATB4069	WASHER, steering knuckle nut, 3/4"	2	
41	311-380	NUT, stub axle, LH, 5/8"	1	LH thread
	311-370	NUT, stub axle, RH, 5/8"	1	RH thread
	FNZ2412	NUT, stub axle, LH, 3/4"	1	LH thread
	NL612041	NUT, stub axle, RH, 3/4"	1	RH thread
44	264-355	SHOCK ABSORBER, Armstrong*	2	] reconditioned
	264-350	SHOCK ABSORBER, Girling*	2	
*Note: Moss can only recondition your old shock absorbers, new and exchange units are no longer available.				
45	AJD6310Z	BOLT, shock mounting	8	Armstrong shock abs.
	320-600	BOLT, Girling damper mounting, short	4	
	320-610	BOLT, Girling damper mounting, long	4	
46	BHH1773	STEEL TUBE, link	4	
47	AAA1390	THRUST WASHER	8	
49	AAA1324	SEAL SUPPORT, link	8	cupped washer
50	139105PR	ROAD COIL SPRING, front, pair (Silicon chrome).	1	
51	AHH4002K	BOLT & NUT SET, top link	2	1 of each
52	AHH4001K	BOLT & NUT SET, bottom link	2	1 of each
54	AHH4003	PIVOT, wishbone arm (Requires UNF nut NL608041).	2	
55	321-618	BOLT & NUT SET, wishbone arm pivot	8	1 of each
56	AHH7933	BUSH, wishbone arm, standard	8	
	BHH1123	BUSH, wishbone arm, one piece	4	MGB V8 type
	BHH1123SPK	BUSH SET, wishbone arm, polyurethane	1	alternative
57	AAA1330	WASHER, wishbone arm pivot	4	
58	AJD8408Z1	NUT, wishbone arm pivot	4	fits original pivots
	NL608041	NUT, wishbone arm pivot	4	fits replacement pivots
59	AAA5023	REBOUND RUBBER	2	requires spacer
60	AAA5024	SPACER, rebound rubber	2	standard on late cars
NI	386-600	THREAD RESTORER, BSW/BSF	a/r	] see also General Hardware on page 62
NI	386-610	THREAD RESTORER, metric	a/r	
(For restoring damaged threads on bolts/studs).				



TA, TB, TC Models



TD, TF Models

ill. Part Number Description Req. Details

### Rear Suspension, TA-TB & TC

1	261-285	SHOCK ABSORBER, LUVAX, new, LH	1	TA
	261-286	SHOCK ABSORBER, LUVAX, recon, LH	1	
	261-295	SHOCK ABSORBER, LUVAX, new, RH	1	
	261-296	SHOCK ABSORBER, LUVAX, recon, RH	1	

Note: Moss can only recondition your old shock absorbers; new and exchange units are no longer available. This service is available through our MGT specialist branch in Bradford.

3	261-525	LINK, shock absorber	2	TA & TB
4	321-820	STUD, shock link	2	
5	311-280	NUT, shock link stud	2	
6	282-710	BUSH, shock absorber link, rubber	4	
7	454-435	REAR SPRING, incl. 'Silent Bloc' bush*	2	TA & TB
8	261-235	TRUNNION BOOT	2	
9	261-225	TRUNNION, rear spring, pair	2	

\*Note: See item 28.

10	AAA846X	LEAF SPRING, incl. 'Silent Bloc' bush	2	TC
11	261-510	SHACKLE PIN, lower rear spring	2	
12	PW081	NUT, lower rear pin	4	
13	261-180	SHACKLE PIN, upper rear spring	2	
14	311-280	NUT, upper rear pin	4	alternative to 280-620
15	ACA5242	BUSH, upper, standard	4	
	280-625	BUSH, upper, uprated/polyurethane	4	
16	280-620	BUSH, lower, large, standard	4	
	280-615	BUSH, poly. lower, large, uprated	4	TA-TB & TC
NI	323-975	FIBRE WASHER, rear shackle	2	
18	261-515	SHACKLE PLATE, rear spring	4	
19	081752	SILENTBLOC BUSH	2	
20	261-570	TOP PLATE, rear spring, with studs	2	car set
21	261-595	SHOCK BRACKET, RH	1	
	261-590	SHOCK BRACKET, LH	1	
22	320-878	BOLT & NUT SET, axle to spring	1	
23	AJD8105Z	NUT, 2 per bolt	16	TA & TB
24	261-330	STUD, spring mounting	2	
25	311-335	NUT, mounting stud	2	
26	261-340	CHECK STRAP, rear axle	2	
27	280-660	BUFFER, rear axle	2	TA & TB
28	PW072	TRUNNION BUSH REPAIR, RH	1	
	PW072A	TRUNNION BUSH REPAIR, LH (Also known as sliding bush).	1	
29	PW076	TRUNNION CAP	2	

### Rear Suspension, TD & TF

1	NBM148	SHOCK ABS*, rear, new, less link, LH	1	Armstrong
	NBM149	SHOCK ABS*, rear, new, less link, RH	1	
	261-440	SHOCK ABS*, rear, reconditioned, LH*	1	
	261-450	SHOCK ABS*, rear, reconditioned, RH*	1	
	261-420	SHOCK ABS*, rear, reconditioned, LH*	1	Girling

ill. Part Number Description Req. Details

261-430	SHOCK ABS*, rear, reconditioned, RH*	1
CRTR218	DECAL, shock label, Girling	2

\*Note: On the shocks listed above, we can only recondition your old shock absorbers; new and exchange units are no longer available. This service is available through our MGT specialist branch in Bradford.

### Koni Shock Absorber Conversion - Make your T-Type handle

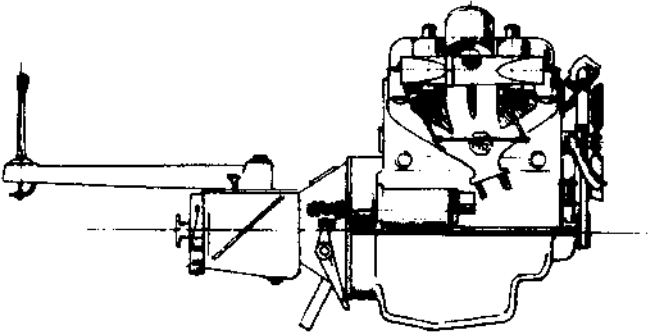
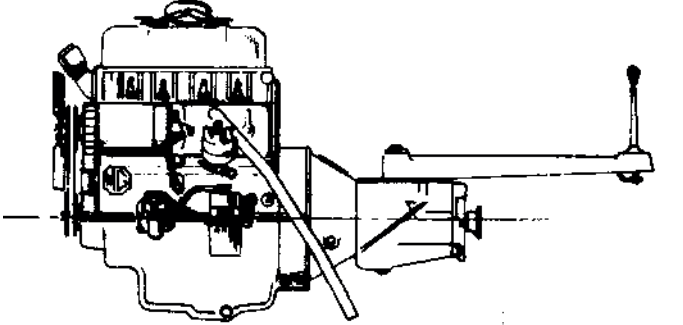
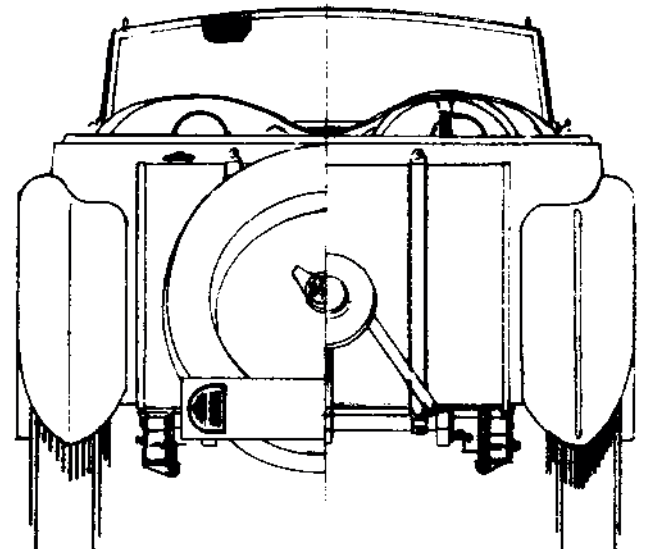

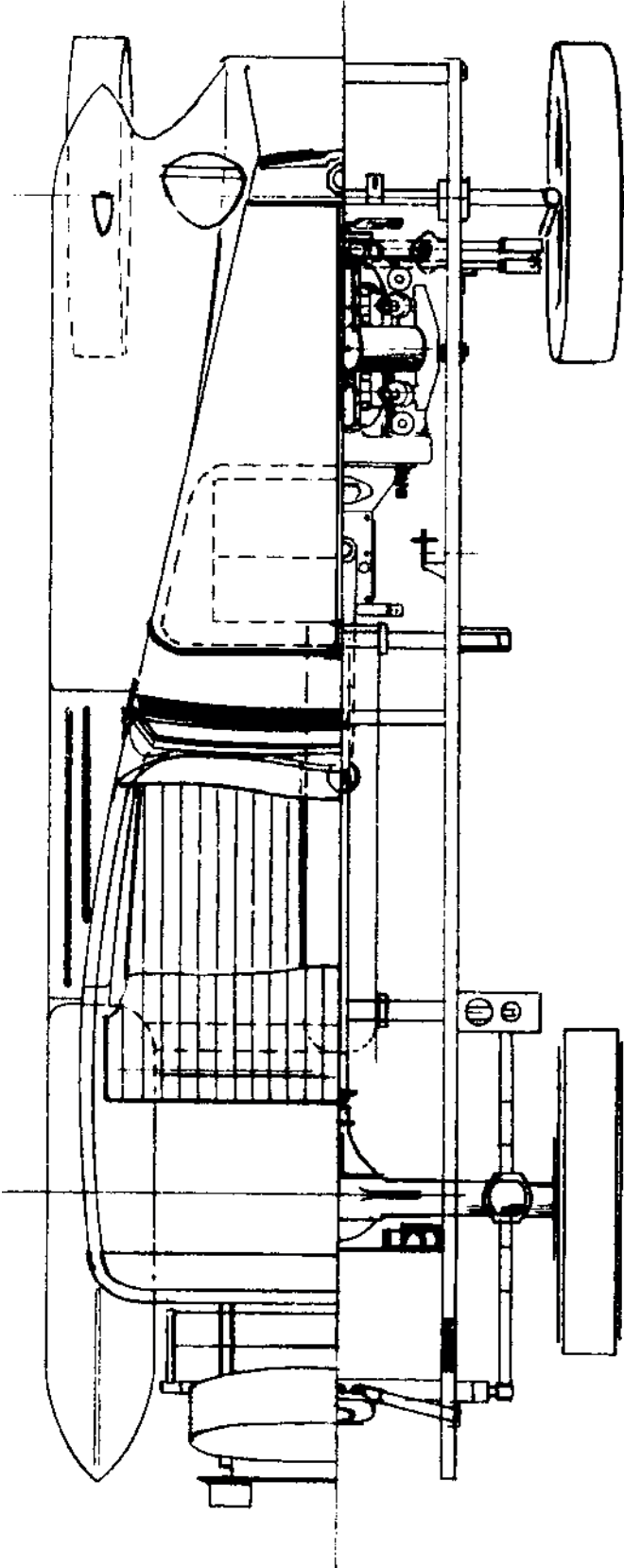
NI	267-658	KONI CONVERSION KIT	1	use only when Koni conversion kit fitted
NI	MM267-657PR	KONI SHOCK ABSORBER, pair	2	
2	266-480	LINK	2	Armstrong
3	266-455	LINK	2	
4	321-820	STUD, shock link	2	Girling
5	311-280	NUT, shock link stud	2	
6	282-710	BUSH, shock link	2	TD
7	AAA2372	LEAF SPRING, incl. 'Silent Bloc' bush	2	
	AAA5031	LEAF SPRING, incl. 'Silent Bloc' bush	2	TF
8	321-228	BOLT & NUT SET, centre leaf spring	2	
9	AAA629	'SILENT BLOC' BUSH	2	polyurethane
10	324-195	WASHER, fibre	4	
11	322-718	BOLT & NUT SET, pivot	2	one of each
12	261-170	SHACKLE PIN, rear spring	4	
13	311-280	NUT, shackle pin	8	optional to prevent chafing
14	266-440	SHACKLE PLATE	4	
15	ACA5242	BUSH, rear spring, standard	8	alternative
	280-625	BUSH, rear spring, uprated	8	
16	266-420	'U' BOLT	4	8
17	AJD8336Z	NUT, nyloc	8	
18	AHH5082	BUFFER PLATE, 'U' bolt to housing	2	24
19	266-450	PLATE, spring centre	4	
20	280-630	PAD, spring seating	4	2
	ACA5138SPK	PAD SET, spring seating, polyurethane, (Axle set).	1	
21	280-640	PAD, spring clip	8	2
22	280-650	PAD, between leaves	24	
23	266-430	CHECK STRAP	2	1
24	266-500	REBOUND RUBBER, rear axle	2	
25	266-620	BRACKET, shock link, LH	1	1
	266-630	BRACKET, shock link, RH	1	

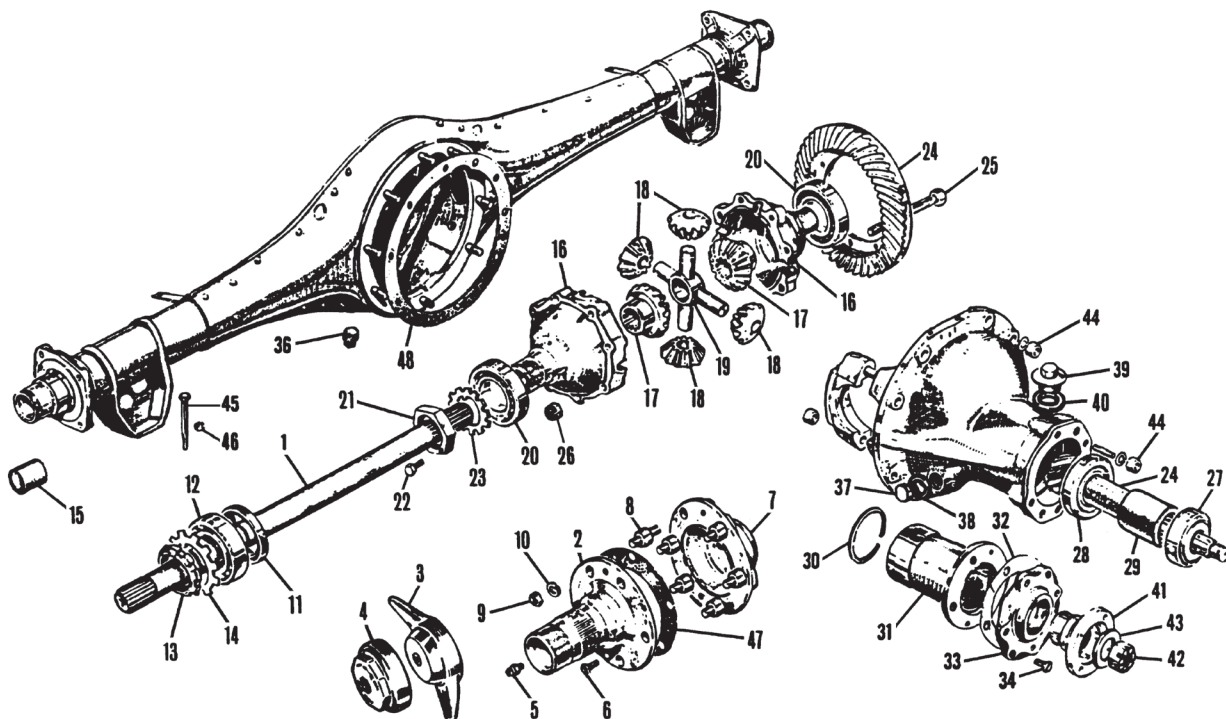
### Shock Absorber Bush Installation Kit

Installing new Girling shock absorber bushes and link pins has been a great source of frustration for TA-TB-TC and early TD owners for years. Replacement bushes available over the years have been either very easy to install (and coming apart just as easily) or nearly impossible to install! We have introduced a well-designed installation tool set, with detailed installation instructions.

NI	MM385-890	BUSH	INSTALLATION
KIT	a/r		







iii. Part Number Description Req. Details

### Rear Axle, TA-TB & TC

#### Axle Shaft & Hubs

1	453-210	AXLE SHAFT, standard	2	
	453-185	AXLE SHAFT, nitrided chrome-moly	2	
2	AAA539	REAR HUB, RH	1	
	AAA540	REAR HUB, LH	1	
3	AHH7317	WHEEL SPINNER, 2-eared, RH	1	
	AHH7317MWS	WHEEL SPINNER, 2-eared, RH	1	alternative
	AHH7317A	WHEEL SPINNER, 2-eared, RH	1	with MG motif
	AHH7318	WHEEL SPINNER, 2-eared, LH	1	
	AHH7318MWS	WHEEL SPINNER, 2-eared, LH	1	alternative
	AHH7318A	WHEEL SPINNER, 2-eared, LH	1	with MG motif
4	AHH7315	WHEEL SPINNER, octagonal, RH	1	
	AHH7315A	WHEEL SPINNER, octagonal, RH	1	with MG motif
	AHH7316	WHEEL SPINNER, octagonal, LH	1	
	AHH7316A	WHEEL SPINNER, octagonal, LH	1	with MG motif
5	328-520	GREASE NIPPLE, rear hub	2	
6	323-748	SCREW SET, rear hub	1	includes 4 screws
7	265-130	HOUSING, bearing	2	includes studs
8	328-840	STUD, bearing housing	12	
9	AJD8206Z	NUT, bearing housing stud	12	
10	324-340	WASHER, bearing housing stud	12	
11	AAA969	OIL SEAL, rear hub	2	
12	B104	BEARING, rear hub	2	
13	265-110	LOCK NUT, RH	1	RH thread
	265-120	LOCK NUT, LH	1	LH thread
14	265-100	TAB WASHER, lock nut	2	
15	330-210	BUSH, oil return, RH	1	important item that's
	330-110	BUSH, oil return, LH	1	very often overlooked

#### Differential & Pinion Gears

16	265-090	CASE, differential	1	
17	265-080	GEAR, differential	2	
18	265-040	GEAR, pinion	4	
19	265-050	SPIDER, differential	1	
20	2K5943	BEARING, differential carrier	2	
21	265-180	ADJUSTING NUT, differential bearing	2	
22	265-030	SCREW, adjusting nut	2	
23	265-060	LOCK RING, adjusting nut	2	
24	265-000	C/WHEEL & PINION, 4.875:1*	1	TA & TB
	265-010	C/WHEEL & PINION, 5.125:1*	1	TC

\*Note: Can be used as alternatives.

25	AJD6220Z	BOLT, ring & pinion	8	
26	AJD8105Z	NUT, for bolt	8	
27	125-020	BEARING, front pinion, single row	1	TA
	125-000	BEARING, front pinion, double row	1	TB & TC
28	128-100	BEARING, rear pinion, roller bearing	1	
29	265-020	SPACER, pinion bearing	1	

iii. Part Number Description Req. Details

30	265-021	SPRING CLIP, rear pinion bearing	1	
31	265-190	HOUSING, pinion	1	
32	263-470	SHIM, 0.002"	a/r	
	263-480	SHIM, 0.005"	a/r	
	263-490	SHIM, 0.010"	a/r	

#### TA-TB & TC Differential Pinion Cap

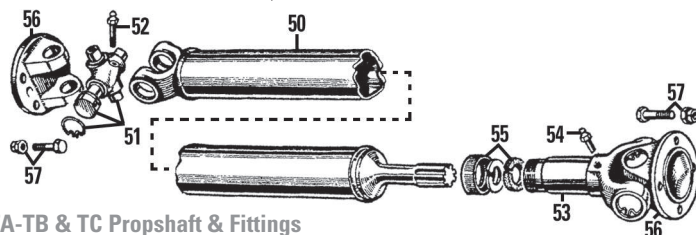
This re-engineered item incorporates a modern double-lipped oil seal in a precision machined alloy housing. The really clever aspect of this design is that the seal is positioned so as to fit against the unworn portion of the original pinion flange, eliminating any need for machine work. The installed unit, when painted, duplicates the original appearance.



33	265-198	DIFFERENTIAL PINION CAP	1	
	120-110	SEAL, replacement for pinion cap	a/r	
34	265-196	SCREW, housing cap	2	

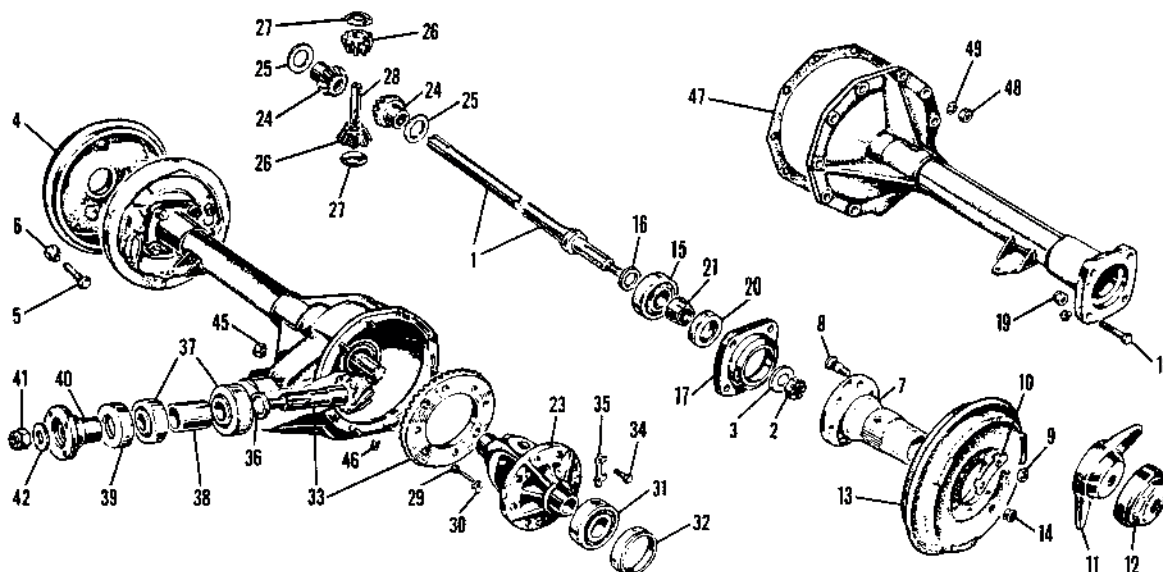
#### Rear Axle Case Fittings

36	328-089	PLUG, oil drain	1	
37	328-086	PLUG, oil level indicator	1	
38	328-093	WASHER, oil level plug	1	
39	328-087	PLUG, oil filler	1	
40	328-092	WASHER, oil filler plug	1	
41	265-200	FLANGE, pinion	1	
42	311-430	NUT, pinion flange	1	
43	328-094	WASHER, pinion flange nut	1	
44	AJD8105Z	NUT	14	
45	320-878	BOLT & NUT SET, axle to spring	1	car set
46	AJD8105Z	NUT	16	2 per bolt
47	294-200	GASKET, rear hub	2	
48	294-300	GASKET, differential	1	



#### TA-TB & TC Propshaft & Fittings

50	268-015	PROPSHAFT	1	
51	GUJ115	UNIVERSAL JOINT, greaseable	2	
	GUJ115Z	UNIVERSAL JOINT, greaseable	2	aftermarket
52	549229A	GREASE NIPPLE, universal joint	2	
53	7H3865	YOKE	1	
54	549229A	GREASE NIPPLE, yoke	1	
55	7H3880X	DUST CAP & CORK SEAL SET, yoke	1	
56	7H3863	FLANGE	2	
57	321-338	BOLT & NUT SET	2	4 bolts & nuts for 1 flange



iii. Part Number Description Req. Details

### Rear Axle, TD & TF

#### Axle Shaft, Hubs & Brake Drums

1	453-220	AXLE SHAFT, SAE	2	use part no. 310-590 nut
2	311-490	NUT, axle shaft, BSF, 11 TPI	2	TD To (c) 12284
	310-590	NUT, axle shaft, SAE, 14 TPI	2	TD From (c) 12285 & TF
3	324-500	WASHER, axle shaft nut	2	
4	266-510	BRAKE DRUM	2	steel wheels
5	264-240	STUD, steel wheel, BSF	10	TD To (c) 12284
	264-110	STUD, steel wheel, UNF	10	TD From (c) 12285 & TF
6	264-250	NUT, steel wheel stud, BSF	10	TD To (c) 12284
	264-130	NUT, steel wheel stud, UNF	10	TD From (c) 12285 & TF
7	AAA1113	REAR HUB, wire wheels, LH	1	
	AAA1112	REAR HUB, wire wheels, RH	1	
8	ATB4124	STUD, wire wheel hub	12	
9	NT606041	NUT, hub stud	12	
10	ATB4125	LOCK TAB, brake drum	6	3 per drum
11	AHH7317	WHEEL SPINNER, 2-eared, RH	1	
	AHH7317MWS	WHEEL SPINNER, 2-eared, RH	1	alternative
	AHH7317A	WHEEL SPINNER, 2-eared, RH	1	with MG motif
	AHH7318	WHEEL SPINNER, 2-eared, LH	1	
	AHH7318MWS	WHEEL SPINNER, 2-eared, LH	1	alternative
	AHH7318A	WHEEL SPINNER, 2-eared, LH	1	with MG motif
12	AHH7315	WHEEL SPINNER, octagonal, RH	1	
	AHH7315A	WHEEL SPINNER, octagonal, RH	1	with MG motif
	AHH7316	WHEEL SPINNER, octagonal, LH	1	
	AHH7316A	WHEEL SPINNER, octagonal, LH	1	with MG motif
13	264-320	BRAKE DRUM	2	wire wheels
14	328-410	PLUG, brake adjusting hole	2	
15	GHB158	BEARING, rear hub	2	
	GHK1213	HUB BEARING KIT	2	
16	266-020	SPACER, rear hub bearing	2	
17		HOUSING, bearing	2	
18		BOLT, housing	8	
19	AJD8336Z	NUT, nyloc, bearing housing bolt	8	
20	GHS179	OIL SEAL, rear hub	2	
21	AAA982	COLLAR, oil seal	2	

#### Differential & Pinion Gears

23		CASE, differential	1	
24		GEAR, differential	1	
25	266-370	THRUST WASHER, differential gear	2	
26		GEAR, pinion	2	
27	266-010	THRUST WASHER, pinion gear	2	
28	266-360	PIN, pinion gear	1	
29	320-210	BOLT, pinion gear pin	1	
30	266-350	LOCK TAB, pinion pin bolt	1	
31	2K5943	BEARING, differential	2	
32	266-180	COLLAR, differential bearing, 0.496"	a/r	
	266-190	COLLAR, differential bearing, 0.497"	a/r	
	266-200	COLLAR, differential bearing, 0.498"	a/r	
	266-220	COLLAR, differential bearing, 0.500"	a/r	
	266-230	COLLAR, differential bearing, 0.501"	a/r	
	266-240	COLLAR, differential bearing, 0.502"	a/r	
	266-250	COLLAR, differential bearing, 0.503"	a/r	
	266-270	COLLAR, differential bearing, 0.505"	a/r	
	266-280	COLLAR, differential bearing, 0.506"	a/r	

#### TD & TF Crown Wheel & Pinion Gear Sets

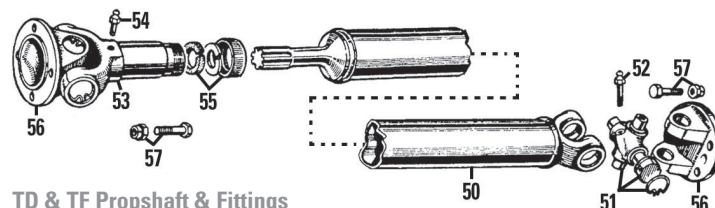
Crown wheel & pinion gear sets for the TD & TF are no longer available. While original gear sets are very long wearing, standard rear axle ratios (particularly the 5.125:1 ratio as fitted to most TD's) are not well

suited to modern highway driving conditions. We feel that the best ratio for a regularly driven TD or TF is a 4.55:1 ratio (fitted as standard on MG ZA & ZB models). MGA or MG ZA/ZB gear sets can be fitted without permanent modification. We offer a 'crown wheel & pinion conversion' Workshop Manual (part no. 212-350) which covers this somewhat detailed process. A complete CW&P conversion kit (102262K) consisting of all the major parts needed to convert to the MGA CW&P is available to be purchased in addition to the manual. Includes crown wheel & pinion, spacer & pinion bearing. It does not include parts for a normal rebuild; you will need to buy these separately.

33	ATB7056	CROWN WHEEL & PINION, 4.875:1	1	original
	102262	CROWN WHEEL & PINION, 4.55:1	1	alternative
	102262K	CROWN WHEEL & PINION, 4.55:1	1	conversion kit
34	321-198	BOLT SET, ring & pinion, BSF	1	TD To (c) 12284
	322-668	BOLT SET, ring & pinion, SAE	1	TD From (c) 12285 & TF
	ATA7043	BOLT, ring & pinion, SAE	8	TD From (c) 12285 & TF
35	266-040	LOCK TAB, ring & pinion bolt	4	
36	266-070	WASHER, 0.119"	a/r	pinion adjusting
	266-090	WASHER, 0.121"	a/r	
	266-120	WASHER, 0.124"	a/r	
	266-130	WASHER, 0.125"	a/r	
	266-150	WASHER, 0.127"	a/r	
	266-160	WASHER, 0.128"	a/r	
37	129-008	BEARING SET, pinion, 2 bearings	1	original CW&P ATB7056
	100897A	BEARING, pinion, inner	1	alternative CW&P 102262
	2A7213	BEARING, pinion, outer	1	
	212-350	MANUAL, conversion CW&P	1	
	102262K	CONVERSION KIT, CW&P, 4.55:1	1	

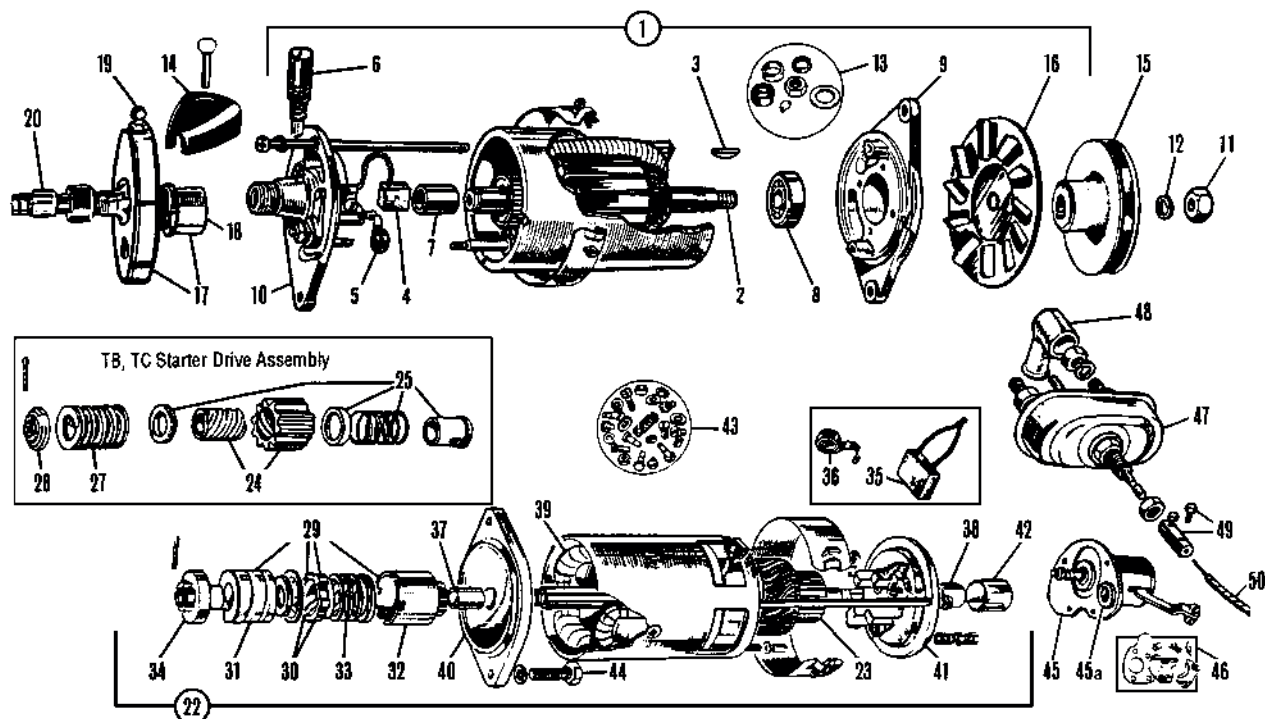
Note: The bearing set 129-008 can only be used with original CW&P ATB7056 which is NLA. We advise you buy CW&P conversion kit 102262K along with conversion manual 212-350.

38	266-490	SPACER, pinion bearing	1	
39	88G320	OIL SEAL, pinion	1	
40	266-340	FLANGE, pinion	1	
	ATB7059	FLANGE, pinion*	1	MGA type
41	311-430	NUT, pinion flange, BSF	1	TD To (c) 12284
	510618A	NUT, pinion flange, SAE	1	TD From (c) 12285 & TF
42	324-470	WASHER, pinion flange nut	1	
45	328-130	PLUG, oil filler	1	
46	328-089	PLUG, oil drain	1	TD To (c) 12284
	328-090	PLUG, oil drain	1	TD From (c) 12285 & TF
47	294-400	GASKET, differential housing	1	
48	AJD8105Z	NUT, cover stud, BSF	10	TD To (c) 12284
	GHF202	NUT, cover stud, UNF	10	TD From (c) 12285 & TF
49	GHF332	LOCK WASHER, cover stud nut	10	



#### TD & TF Propshaft & Fittings

50	268-025	PROPSHAFT	1	
51	GUJ115	UNIVERSAL JOINT, greaseable	2	
	GUJ115Z	UNIVERSAL JOINT, greaseable	2	aftermarket
52	7H3858	GREASE NIPPLE, universal joint	1	
53	7H3865	YOKE	1	
54	549229A	GREASE NIPPLE, yoke	1	
55	7H3880X	DUST CAP & CORK SEAL SET, yoke	1	
56	7H3863	FLANGE	2	
57	321-338	BOLT & NUT SET	2	4 bolts & nuts for 1 flange



ill.	Part Number	Description	Req.	Details
<b>Dynamo</b>				
1	EL177 AEJ49	DYNAMO, reconditioned, exchange DYNAMO, new (Replacement type with Lucar terminals).	1	TB & TC
2		ARMATURE, dynamo	1	TD & TF
Note: TA dynamos are no longer available.				
3	327-030	KEY, armature shaft	1	all models
4	147-100 GGB105	BRUSH SET, dynamo	1	TC
5	7H5031	BRUSH SET, dynamo	1	TD & TF
6	147-900	SPRING SET, dynamo brush	1	all models
7	148-000	OILER, dynamo	1	
8	7H5390	BUSH, dynamo	1	TC
9	125-200	BUSH, dynamo	1	TD & TF
10	18G8619	BEARING, dynamo	1	TC
11	148-100	BEARING, dynamo	1	TD & TF
12	147-300	PLATE, drive end	1	TC
13	27H5420	PLATE, drive end	1	TD & TF
14	AJD8207Z	PLATE, commutator end	1	TC
15	7H5023	NUT, armature shaft, 7/16"	1	TC
16	NT607041	NUT, armature shaft, 0.668"	1	TD & TF
17	146-500	NUT, armature shaft, 7/16"	1	TD & TF
18	GHF334	LOCK WASHER, armature shaft	1	TC
19		LOCK WASHER, armature shaft	1	TD & TF
20		SUNDRY PARTS KIT	1	TD & TF
21	149-950	COVER, dynamo terminal	1	TC
22	433-625	PULLEY/FAN, dynamo	1	
23	433-655	PULLEY/FAN, dynamo*	1	early TD
24	433-660	PULLEY, dynamo*	1	late TD & TF
25	17D11	FAN, dynamo*	1	
26	PWT923	GEARBOX, tachometer reduction	1	TA
27	27H210	GEARBOX, tachometer reduction*	1	TB, TC, TD, TF
28	360-040	COUPLING KIT, gearbox to dynamo	1	
29	328-510	GREASE NIPPLE, tachometer	1	reduction gearbox to dynamo

\*Note: The pulley & fan for early and late TD dynamos are interchangeable.

\*Note: The TC reduction gearbox can be fitted to TA & TB's when a tachometer cable with push-on tachometer end & screw-on dynamo end is used (part no. 331-045).

20	331-035	CABLE, tachometer, 48"	1	TA & TB
	331-045	CABLE, tachometer, 48"	1	
		(Push-on tachometer end & screw-on dynamo end).		
	MM331-170	CABLE, tachometer, 48"	1	TC, RHD TD & TF
	331-056	CABLE, tachometer, 40"	1	TD & TF, LHD

## Starter Motor

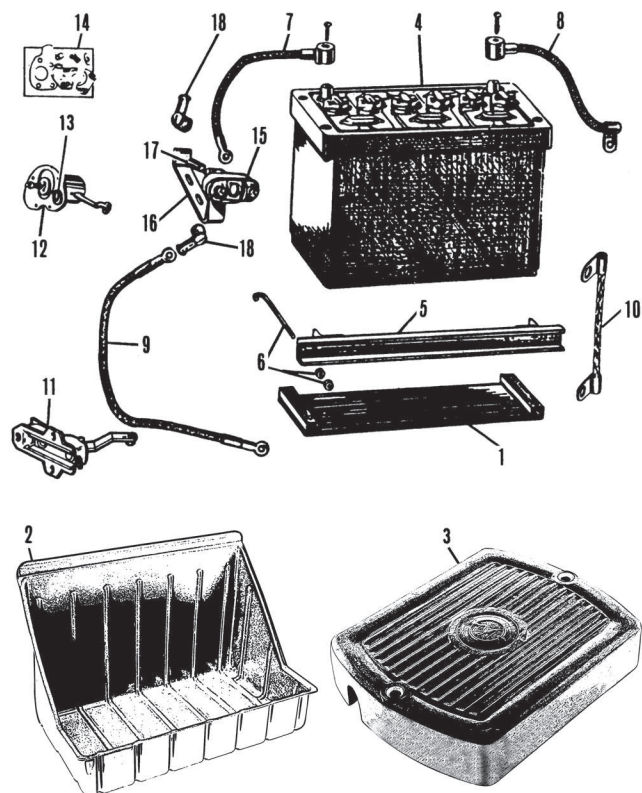
22	GEU9401X	STARTER MOTOR, high torque	1	TA
----	----------	----------------------------	---	----

ill.	Part Number	Description	Req.	Details
	EL178	STARTER MOTOR, recon./exchange	1	TB & TC
	GEU9403X	STARTER MOTOR, high torque	1	
	GEU9405	STARTER, MOTOR, new	1	TD & TF
	GEU9405X	STARTER MOTOR, high torque	1	
Note: Our High Torque type starter motors are a direct replacement for the original unit and are geared for maximum cranking power, particularly suitable for high compression competition engines.				
23	7H5050	ARMATURE, starter	1	TD & TF
24	7H5008	DRIVE, starter	1	
25	070062	KIT, starter drive retaining	1	TB & TC
26	27H5007	SPRING, main	1	
27	503527	NUT	1	
28		DRIVE, starter	1	
29	30 148-900	SLEEVE & NUT	1	
30	7H5045	SPRING, main	1	TD & TF
31	67H5010	PINION	1	
32	501711	SPRING, pinion	1	
33	503527	NUT	1	TF & replacement starters
34	GSB103	BRUSH SET, starter	2	TB & TC
35	GSB102	BRUSH SET, starter	1	TD & TF
36	27H2291K	SPRING SET, starter brush	1	TB & TC
37	509819A	SPRING SET, starter brush	1	TD & TF
38	244714A	BUSH, drive end	1	TB & TC
39	7H5049	BUSH, drive end	1	TD & TF
40	242958A	BUSH, commutator end	1	TB & TC
41	511141	BUSH, commutator end	1	TD & TF
42		FIELD COIL SET	1	TB & TC
43		PLATE, drive end, with bush	1	
44		PLATE, drive end, with bush	1	
45		PLATE, comm. end, with brushes	1	TD & TF
46		CAP, armature end	1	
47	070391	SUNDRY PARTS KIT	1	
48	320-510	BOLT, starter to blocks	2/3	all models, TB-TC uses 3
49	145-710	SWITCH, starter	1	TA
50	145-700	SWITCH, starter	1	
51	161-400	BUSH, rubber	1	TB & TC
52	150-100	COPPER CONTACT SET	1	
53	3H949	SWITCH, starter	1	
54	8G548	RUBBER BOOT, switch terminals	2	TD & TF
55	3H950	COUPLING, cable to switch	1	
56	331-370	CABLE, starter switch	1	TA-TB & TC
57	331-280	CABLE, starter switch	1	TD
58	331-400	CABLE, starter switch	1	TF

## Starting Handles

Authentic reproductions with brass handle. Very handy for adjusting valves, and, for starting the car.

NI	386-140	STARTING HANDLE	1	TA-TB & TC
NI	386-150	STARTING HANDLE	1	TD & TF
NI	406-070	CLIP, starting handle	3	
NI	456-095	COVER, starting handle	1	TD & TF



iii. Part Number Description Req. Details

### Batteries/Fittings, Cables & Switches

Note: See the Accessories section for further details of battery trays.

1	407-710	BATTERY TRAY, wooden	1	TD & TF, as original
2	AM7301	LINER, battery tray, (accessory)	1	TD & TF, photograph
(This clever - yet functional item, completely hides all but the most terminal symptoms of battery box plague. Ribbed for extra strength, this batter tray not only protects against corrosion, but also makes cleaning around the battery much easier).				

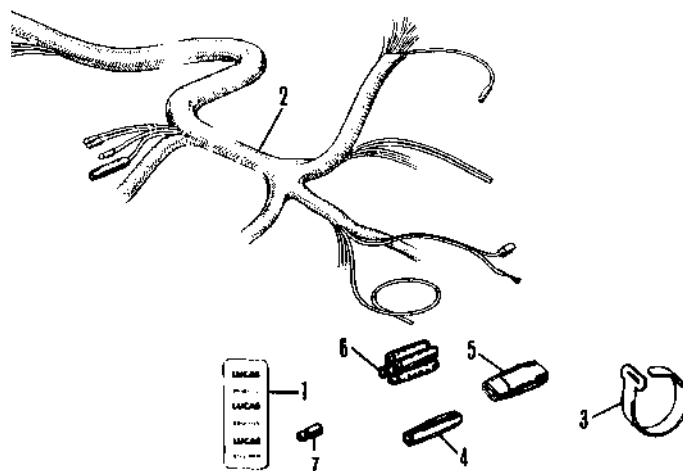
3	BHA4140	COVER, battery, 6 volt	2	TA & TB (& MGA)
---	---------	------------------------	---	-----------------

Our vintage style tar-top batteries provide the perfect finishing touch to a correct restoration. Black hard rubber case and exposed lead cell connectors are reproduced in the proper period style.

4	GBY3031D11	BATTERY, 6 volt, 63 A/hr, dry	2	TA & TB
	GBY3031W11	BATTERY, 6 volt, 63 A/hr, wet	2	
	GBY242D	BATTERY, 12 volt, 65 A/hr, dry	1	TC-TD & TF
	GBY242X	BATTERY, 12 volt, 68 A/hr, wet	1	

Note: Due to delivery restrictions of hazardous goods, wet batteries can only be delivered by road and sea carrier to UK and mainland Europe. Dry batteries can be delivered worldwide, customers must arrange their own filling of dry batteries with suitable electrolyte and initial charge.

5	407-700	BRACKET, battery securing	1	TD & TF
6	407-618	BOLT & NUT SET, battery mounting	1	TD & TF, 2 of each
7	332-050	CABLE, battery to starter	1	TC
	332-040	CABLE, battery to switch	1	TD & TF
8	131113	CABLE, battery to earth	1	TC
	332-020	CABLE, battery to earth	1	TD & TF
9	AHA7776	CABLE, switch to starter	1	
10	2K6167	CABLE, engine earth	1	all models
11	145-710	SWITCH, starter	1	TA
12	145-700	SWITCH, starter	1	
13	161-400	BUSH, rubber	1	TB & TC
14	150-100	CONTACT SET, starter switch	1	
15	3H949	SWITCH, starter	1	
16	AHH5002X	BRACKET, starter switch	1	TD & TF
17	3H950	COUPLING, cable to switch	1	
18	8G548	RUBBER BOOT, switch terminals	2	



iii. Part Number Description Req. Details

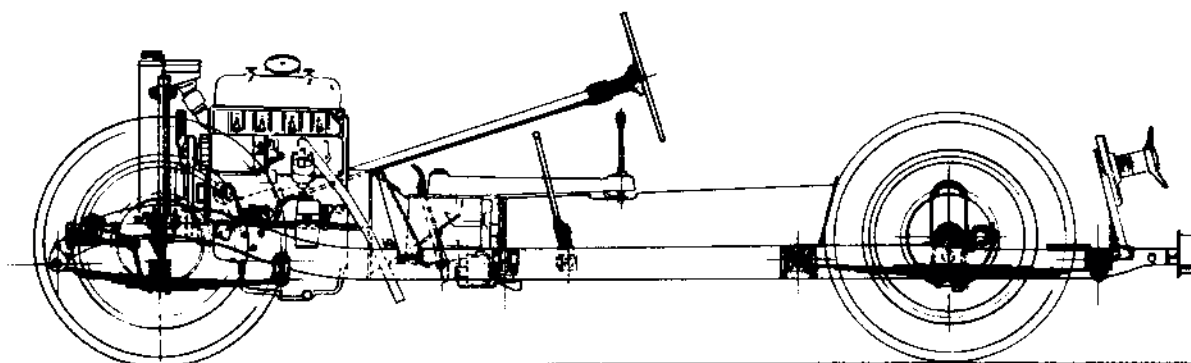
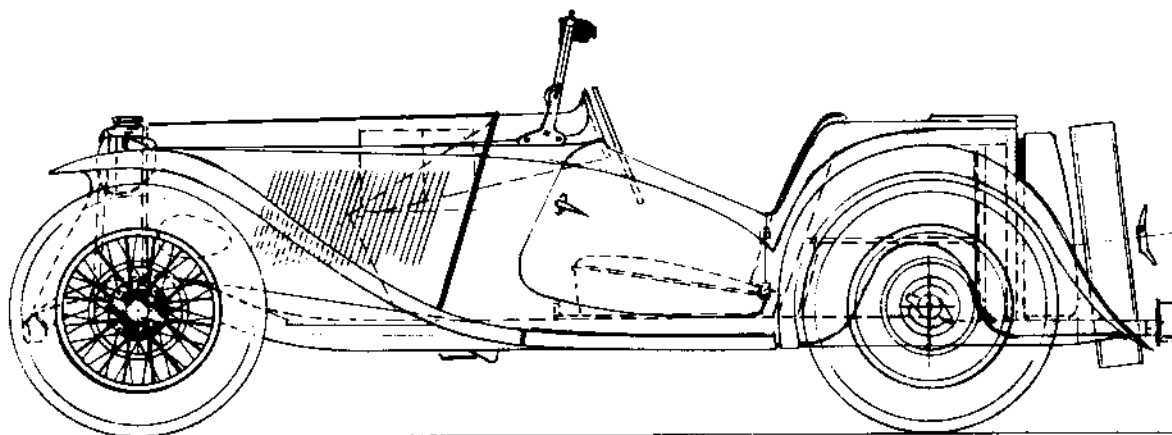
### Wiring Looms & Connectors

All of our T-series wiring looms feature original style braided cloth binding over original type lacquer-braided individual wires. These are colour-coded to original specifications and include required connectors. As was the case with factory replacement looms, neither the under-dash sub-loom connecting between various points on the dash itself, nor the TF headlamp pigtails are included. For U.K. MOT purposes any car manufactured after 1936 must carry red rear/white front indicators or separate amber ones, our looms marked with (\*) allows indicators to be incorporated in the side and tail lamps.

1	CRST122	DECAL 'LUCAS'	a/r	
2	357-470	WIRING LOOM, lacquer-braid	1	TA & TB
		(No wires for indicators).		
	357-475	WIRING LOOM, lacquer-braid*	1	
		(With wires for side & tail lights).		
	357-480	WIRING LOOM, lacquer-braid	1	TC
		(No wires for indicators).		
	357-030	WIRING LOOM, lacquer-braid	1	
		(Wires for separate indicators).		
	357-040	WIRING LOOM, lacquer-braid*	1	TD To (c)18882
		(With wires for side & tail lights).		
	MM357-040	WIRING LOOM, lacquer-braid*	1	
		(USA spec. With wires for two separate indicator relays).		
	357-060	WIRING LOOM, lacquer-braid	1	TD To (c)18882
		(Dash-mounted dip switch & no wires for indicators).		
	357-485	WIRING LOOM, lacquer-braid	1	
		(Dash-mounted dip switch & wires for separate indicators).		
	357-070	WIRING LOOM, lacquer-braid*	1	TD From (c)18883
		(Dash-mounted dip switch & with indicator wires to incorporate side & tail lights).		
	357-490	WIRING LOOM, lacquer-braid	1	
		(Foot dip switch & no wires for indicators).		
	357-495	WIRING LOOM, lacquer-braid	1	TD From (c)18883
		(Foot dip switch & wires for sep. indicators).		
	357-080	WIRING LOOM, lacquer-braid*	1	
		(Foot dip switch & with indicator wires to incorporate side & tail lights).		

\*Note: These looms also require: 1 Relay (3H1454), 1 Flasher unit (GFU2101) & 1 Turn switch (AMK5607) plus, 1 Turn switch Knob (27H5511) & a quantity of 2 'double filament' bulb holders (157-600) for front side lights.

	357-090	WIRING LOOM, lacquer-braid	1	TF
3	2K6640	STRAP, wire tie-down	a/r	rubber covered
4	104618	WIRE CONNECTOR, 1 way	a/r	
5	RTC603A	WIRE CONNECTOR, 2 way	a/r	
6	161-710	WIRE CONNECTOR, 5 way	a/r	
7	003632	BULLET CONNECTOR	a/r	
NI	MQC1001	TAPE, black, self adhesive	a/r	
NI	MQC1000	TAPE, blue, self adhesive	a/r	

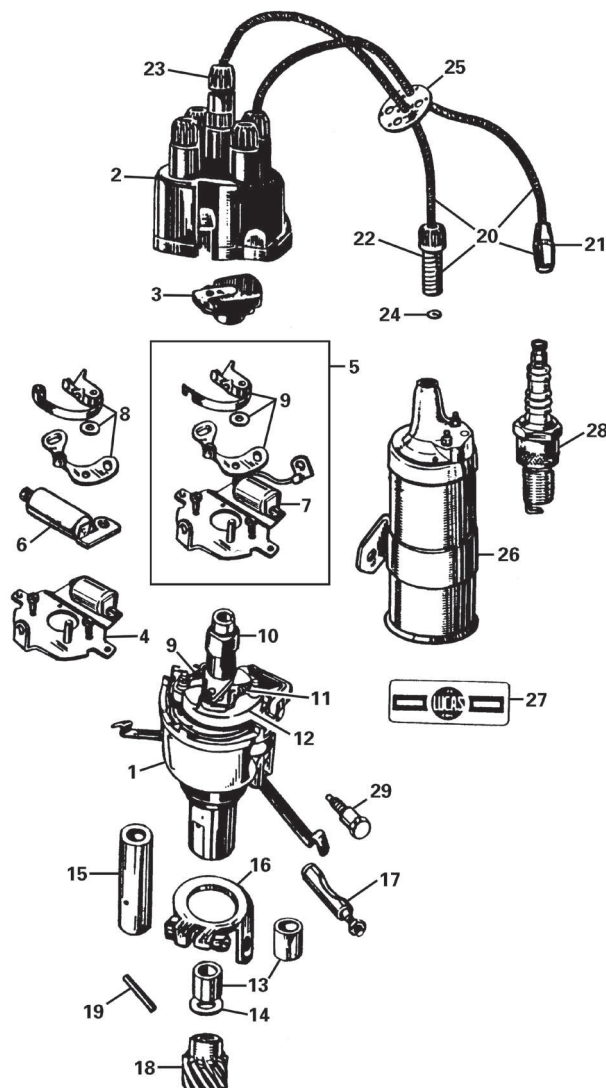


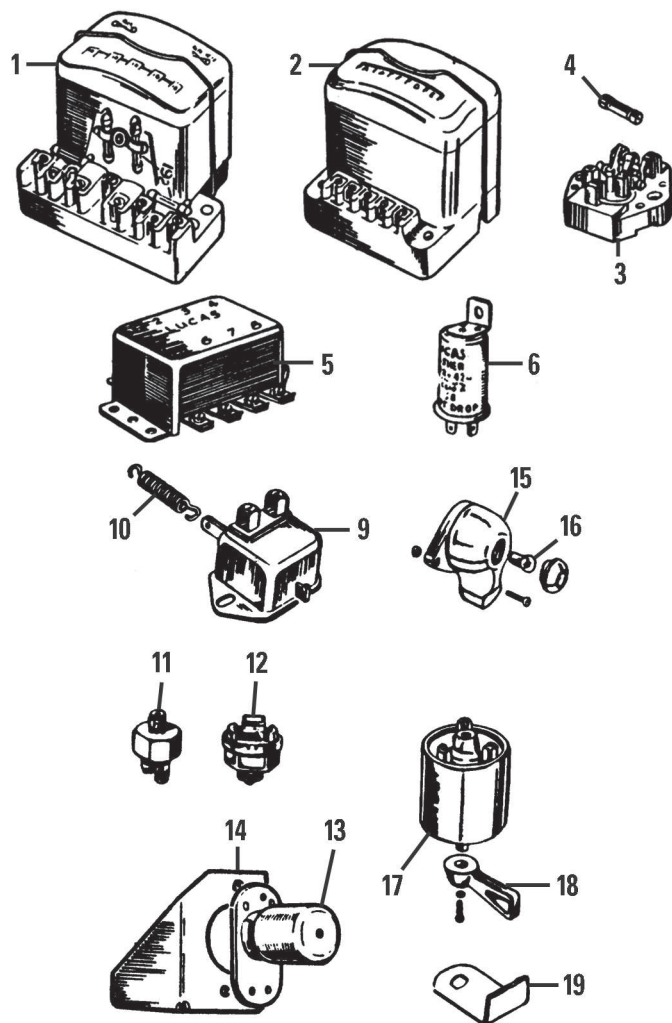
iii. Part Number Description Req. Details

## Ignition System

Note: See the Accessories section for further details.

1	143-000	DISTRIBUTOR, 45D4, new	1	TB-TC-TD to (e) 20941
	143-010	DISTRIBUTOR, 45D4, new	1	TD from (e) 20942 & TF
2	153-030	CAP, distributor	1	TA
	AAA4772	CAP, distributor	1	TB-TC-TD & TF
3	GRA2101	ROTOR ARM	1	all models
	GRA2101HQ	ROTOR ARM, high quality	1	
	151-805	ROTOR ARM, Premium Red Rotors	1	
4	163-915	PLATE, for condenser	1	TA
	152-900	PLATE, points & condenser	1	TB-TC-TD & TF
5	163-700	PLATE KIT, with condenser & points	1	TB-TC-TD & TF
6	163-895	CONDENSER	1	TA
7	163-900	CONDENSER, screw-on type	1	dist. no. 40367 & 40368
8	152-230	POINT SET	1	TA
9	GCS112	POINT SET	1	TB-TC-TD & TF
	GCS112Z	POINT SET, aftermarket	1	
	GCS112HQ	POINT SET, high quality	1	
10		CAM, distributor	1	
11	152-300	SPRING, distributor, pair	1	dist. no. 40367 & 40368
12		WEIGHT, distributor	2	
13	168-008	BUSH SET, 2 bushes	1	dist. no. 40048 & 40162
14	AUC3233	WASHER, copper	1	
15	606895	BUSH, distributor	1	dist. no. 40367 & 40368 D/H
		BUSH, distributor	1	dist. no. 40368 A/B
16	163-710	CLAMP, distributor	1	TD To (e) 20941
17	433-540	COTTER BOLT, distributor	1	TD From (e) 20942 & TF
18	433-520	GEAR, distributor	1	TB-TC-TD & TF
19	325-010	PIN, gear to shaft	1	
20	171-618	IGNITION LEAD SET, complete	1	
	AAA5981M	IGNITION LEAD, sold per metre, black	a/r	
21	171-530	SPARK PLUG NUT	4	
22	105036	COIL SCREW CONNECTOR	1	
23	17H5122	DISTRIBUTOR CAP NUT	5	all models
24	214279A	WASHER, brass	6	
25	171-540	LEAD SEPARATOR	1	
26	GCL101	COIL, modern screw type HT connection	1	
	143-210	COIL, reproduction of original Q12	1	
27	CRST156	DECAL 'LUCAS', coil	1	
28	152-110	SPARK PLUG, 1/2" reach	4	TA-TB-TC & TD To (e) 22734
	N5C	SPARK PLUG, 3/4" reach	4	TD From (e) 22735 & TF
29	433-530	LOCK BOLT, distributor	1	TB-TC & TD To (e) 20941





Switches, Fuses &amp; Regulators

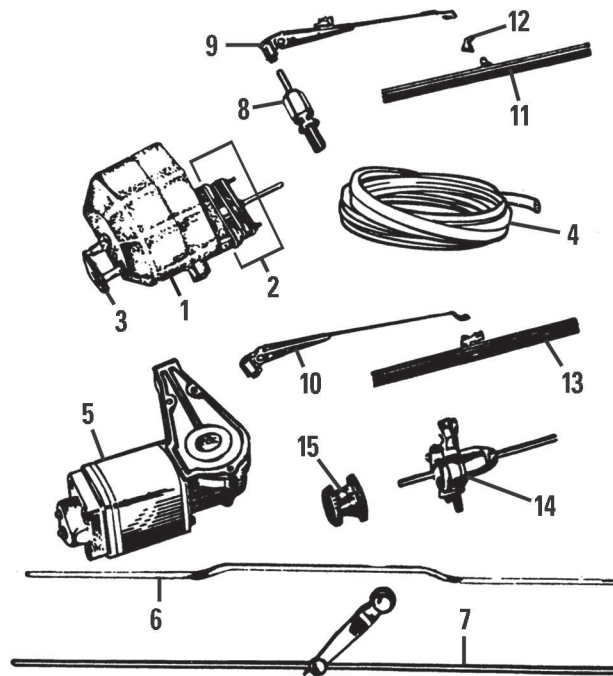
ill.	Part Number	Description	Req.	Details
<b>Switches, Fuses &amp; Regulator</b>				
1	141-900	REGULATOR, 9 post	1	TC & TD To (c) 8141
2	3H1835	REGULATOR, 5 post	1	TD From (c) 8142 & TF
3	1G2613	FUSE BLOCK	1	
4	GFS35X	FUSE, 35 amp	a/r	
	GFS50X	FUSE, 50 amp	a/r	
5	3H1454	RELAY, turn signal indicator	1	all models
6	GFU2101	FLASHER, turn signal, original	1	screw terminals
	GFU2101	FLASHER, turn signal, replacement	1	push-on terminals
9	141-600	SWITCH, stop light	1	TA-TB & TC
10	150-700	SPRING, stop light switch	1	
11	13H2303	SWITCH, stop light, OE type screw	1	TD & TF
	C16062A	SWITCH, stop light, alternative Lucar	1	TD & TF
12	BAU1074A	SWITCH, reverse light	1	optional TD & TF
	BAU1074Z	SWITCH, reverse light, aftermarket	1	optional TD & TF
13	11G2007	SWITCH, dip, floor-mounted	1	TD From (c) 18883
14	235-885	MOUNTING BRACKET, dip switch	1	
15	140-600	SWITCH, turn signal**	1	
16	GLB987	BULB, turn signal switch	1	TC '1949 EXU' models

\*\*Note: Can be fitted to TA's &amp; TB's.

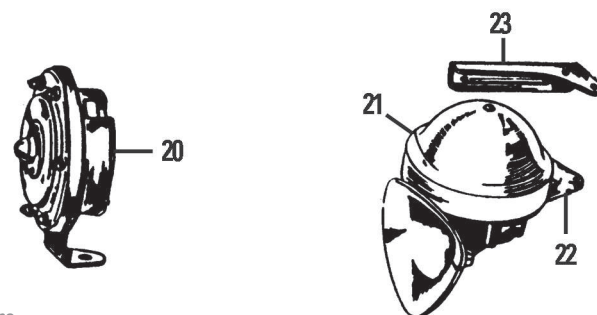
17	AMK5607	SWITCH, turn signal	1	TD & TF
18	11K9308	HANDLE, turn signal switch	1	
19	235-887	BRACKET, turn signal switch	1	TD

**Wiper Motor, Arms & Blades**

1	145-300	WIPER MOTOR, new	1	
		BRUSH SET	1	
		COVER, with switch & handle	1	TA-TB-TC & TD
2	145-305	MOUNTING KIT	1	
		(Includes: studs, spacers, end plate, nuts, & washers).		



Wiper Motor, Arms &amp; Blades



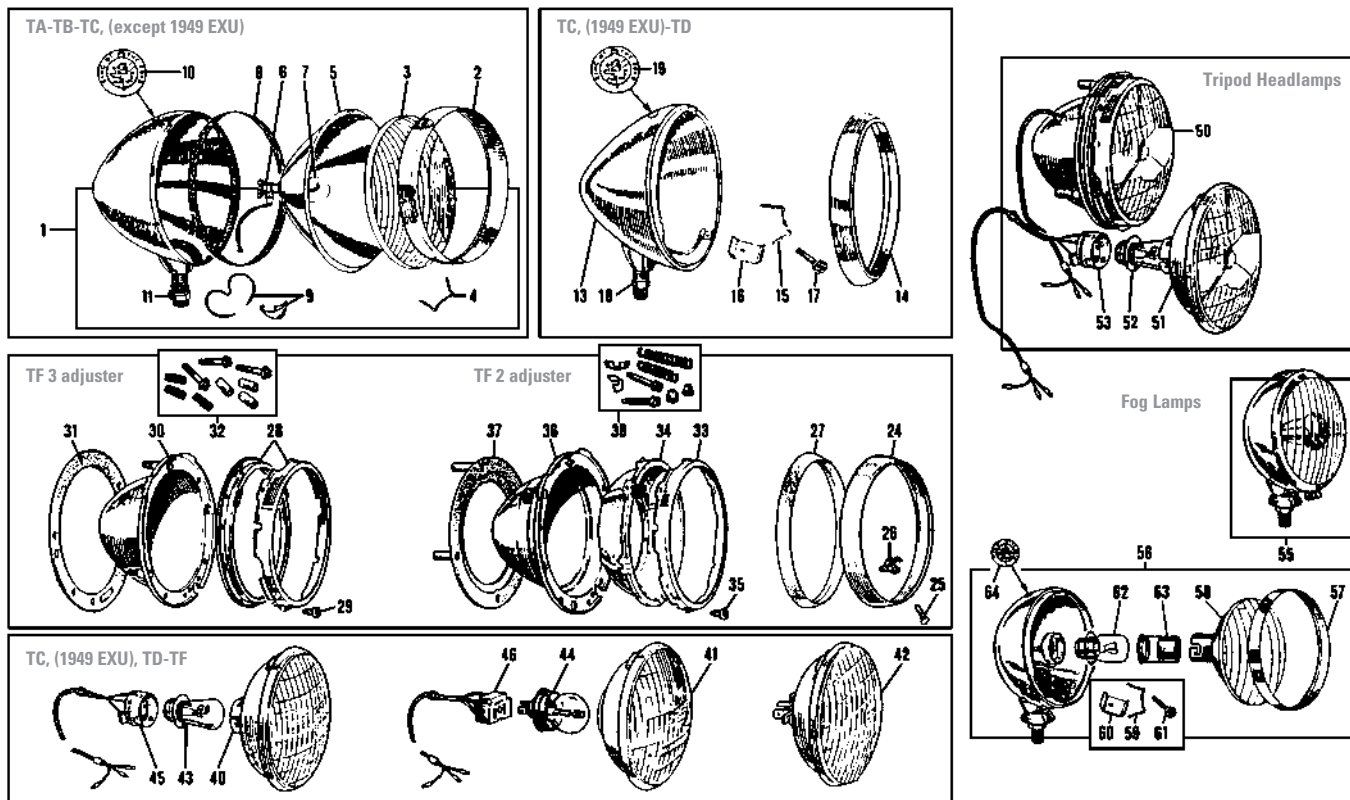
Horns

ill.	Part Number	Description	Req.	Details
3	160-500	HANDLE & NUT	1	
4	162-020	WIPER WIRE, original type	1	
	280-270	GROMMET, wiper wire	1	
5	145-400	WIPER MOTOR	1	TF
		MOTOR, without gear head	1	
	17H5431	MOUNTING SET, wiper motor	3	
6	451-110	CONNECTING BAR, wipers	1	TA-TB-TC & TD
				To (c) 22314
7	451-140	CONNECTING BAR, wipers	1	TD From (c) 23315
8	160-600	BEARING, idler	1/2	late TD uses 2
9	160-690	WIPER ARM, LH	1	TA-TB-TC & TD
	160-790	WIPER ARM, RH	1	TD To (c) 23314
	160-700	WIPER ARM, LH	1	TD From (c) 23315
	160-800	WIPER ARM, RH	1	
10	161-050	WIPER ARM	2	TF
11	160-300	WIPER BLADE	2	TA-TB-TC & TD
12	160-400	RUBBER RETAINER, wiper blade	2	
13	160-900	WIPER BLADE	2	
14		WHEEL BOX, LH, with switch	1	TF
		WHEEL BOX, RH	1	
15	160-520	KNOB, wiper control	2	

**Horns**

Note: See the Accessories catalogue for further details.

20	165-900	HORN, exact repro. of TC original	1	TA-TB & TC
21	1B9008	HORN, high note, Lucas replacement, RH	1	
	1B9007	HORN, low note, Lucas replacement, LH	1	TD & TF
	1B9007/8	HORN SET, high/low note, Lucas replacement	1	
22	160-200	BRACKET, horn mounting, flexible	2	
23	AAA2107	BRACKET, horn, on bulkhead, RH	1	TD
	AAA2088	BRACKET, horn, on bulkhead, LH	1	



iii. Part Number Description Req. Details

### Headlamps & Fog Lamps

#### Headlamps: TA-TB & TC except 1949 EXU models

1	169-018	HEADLAMP, 8" diameter	2	
2	156-410	RIM, chrome	2	
3	171-120	GLASS LENS	2	
4	156-500	WIRE CLIP, lens to rim	8	
5	171-130	REFLECTOR UNIT, with socket	2	
6	171-150	SOCKET, reflector	2	later TC type
7	170-400	BULB, original headlamp	2	
8	281-098	SEAL SET, 2 rubber seals	1	
9	154-500	RETAINER, clip and wire	2	
10	154-910	MEDALLION, "King of the Road"	2	
11	146-300	NUT, headlamp to bracket	2	

#### Headlamp Buckets: TC 1949 EXU models & TD

13	143-310	BUCKET, chrome with Lucas medallion	2	
	143-300	BUCKET, painted without medallion	2	
14	156-400	RIM, chrome	2	
15	156-500	WIRE CLIP, light unit to rim	8	
16	156-000	CLIP, shell to rim	2	
17	158-000	SCREW, clip to shell, chrome	2	
18	146-300	NUT, headlamp to bracket	2	
19	154-910	MEDALLION, "King of the Road"	2	for 143-310 only

#### Headlamp Buckets: TF

24	142001	CHROME RIM, outer	2	
25	RTC465	SCREW, rim retaining	2	all TF models
26	37H7421A	CLIP, rim retaining	2	
27	3H2962	DUST EXCLUDER, rubber	2	
28	17H5205	INNER RIM, 2 pieces	2	
29	AB606021	SCREW, rim retaining	6	TF models
30	7H6838	HEADLAMP BUCKET, 3 adjuster type	2	with 3 adjusters
31	3H1031	SEAL, bucket to body	2	as originally fitted
32	17H5394K	ADJUSTER KIT (3 screws, 3 springs & 3 sleeves).	2	
33	515218A	OUTER MOUNTING RING, chrome	2	
34	SML4	INNER MOUNTING RING	2	TF models
35	AB606021	SCREW, rim retaining	6	with 3 adjusters
36	SML3	HEADLAMP BUCKET, 2 adjuster type	2	replacement type
37	13H565	SEAL, bucket to body	2	
38	BHM7058	ADJUSTER KIT (2 screws, 2 ferrules, 2 springs & 2 clips).	2	

iii. Part Number Description Req. Details

#### Headlamp Lenses & Bulbs: TC 1949 EXU models, TD & TF

40	GLU501	LIGHT UNIT, BPF lamp, RHD	2	
Note: LHD BPF units are not available. Use either item 41 (Part No. 27H4146A) or Tripod lamp units, item 50 (Part No: 506372X).				
41	27H4146A	LIGHT UNIT, P45T asymmetric, LHD	2	
42	GLU101	LIGHT UNIT, sealed beam, RHD	2	
	BMK2508	LIGHT UNIT, sealed beam, LHD	2	
	BMK2508H	LIGHT UNIT, sealed beam, halogen, LHD	2	
43	GLB414	BULB, BPF, clear, RHD	2	
	GLB415	BULB, BPF, clear, LHD	2	
	GLB409X	BULB, BPF, cadmium yellow, LHD	2	
44	GLB410	BULB, P45T, clear	2	
	GLB411	BULB, P45T, cadmium yellow	2	
	GLB2983	BULB, P45T, halogen, clear	2	
45	27H2333	ADAPTOR & CABLES	2	BPF units
46	BAU2110	ADAPTOR & CABLES	2	P45T & sealed beam units

#### Tripod Headlamps

50	506370X	TRIPOD HEADLAMP (Complete unit with bulb & adaptor).	2	
51	LU554308	LIGHT UNIT	2	RHD models
52	GLB414	BULB	2	
53	27H2333	ADAPTOR & CABLES	2	
50	506372X	TRIPOD HEADLAMP (Complete unit with bulb & adaptor).	2	
51	LU555296	LIGHT UNIT	2	LHD models
52	GLB415	BULB	2	
53	27H2333	ADAPTOR & CABLES	2	

#### Fog Lamps

55	169-020	FOG LAMP (Exact reproduction of FT27 assembly).	1	TA-TB & TC To (c)4738
56	169-000	FOG LAMP (Exact reproduction of Lucas SFT 462).	1	
57	156-420	RIM, chrome	1	
58	171-140	LIGHT UNIT	1	
59	154-200	WIRE CLIP, light unit to rim	3	TC From (c)4739
60	156-000	CLIP, shell to rim	1	
61	323-090	SCREW, clip to shell, chrome	1	
62	GLB382	BULB	1	
63	171-410	BULB SHIELD	1	
64	154-920	MEDALLION, 'King of the Road'	1	

ill. Part Number Description Req. Details

### Side Lamp: all models

1	143-400	SIDE LAMP, 'King of the Road' medallion	2	
2	281-068	PAD SET, lamp to wing	1	2 pads
3	157-600	BULB HOLDER, double contact, parallel	2	included with side lamp
	157-601	BULB HOLDER, double contact, offset	2	not incl. with side lamp
	157-590	BULB HOLDER, single contact	2	not incl. with side lamp
4	170-900	BULB, double contact, parallel	2	included with side lamp
	GLB380	BULB, double contact, offset	2	not incl. with side lamp
	GLB207	BULB, single contact	2	not incl. with side lamp
5	146-100	SCREW, lens retaining	2	chrome
6	281-088	RING SET, lens sealing	1	2 rubber rings
7	157-750	LENS, glass	2	with chrome rim
8	154-900	MEDAL, red plastic	2	'King of the Road'

### Rear Turn Signal Lamp

#### TC - 1949 USA Export Models Only

10	143-975	REAR TURN SIGNAL LAMP	2	
11	143-985	BRACKET, rear turn signal	2	

### Number Plate Lamp

#### TC - 1949 USA Export Models Only, TD & TF

12	127916	NUMBER PLATE LAMP, chrome	1	
	127916Z	NUMBER PLATE LAMP, plastic	1	
13	502264	COVER	1	
14	17H5385	SCREW, cover	1	
15	601721A	LENS, glass	1	
16	GLB989	BULB	1/2	
17	57H5368	SEAL, rubber	1	

### Tail Lamp Assembly

#### TA To (c)1789

20	143-890	TAIL LAMP, round	2	
21	GLB207	BULB, original tail lamp	4	

#### TA From (c)1790, TB & TC

24	143-900	TAIL LAMP	2	chrome, original "D" lamp
25	154-600	LENS, split "D", red	2	
26	143-920	SIDE LENS, clear	2	
27	143-930	GASKET, side lens	2	
28	143-940	GASKET, split "D" lens	2	
29	GLB380	BULB, replacement tail lamp	2	
	GLB207	BULB, original tail lamp	4	

Note: See 'Body Panels & Fittings - Chassis Frame' for mounting plates.

#### TD, Up To (c)21302

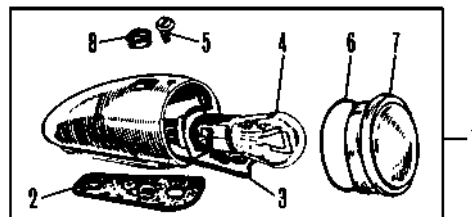
30	157-908	TAIL LAMP	2	
31	501934X	GLASS LENS, tail lamp	2	
32	157-920	RIM, chrome	2	
33	157-800	SCREW, rim to wing, chrome	4	
34	GLB380	BULB	2	
35	158-310	SOCKET & PLATE	2	
36	280-510	BODY	2	

#### TD, From (c)21303, TF

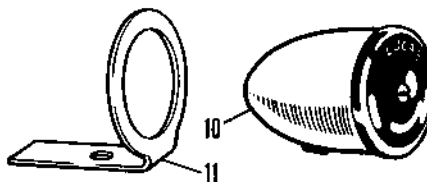
38	3H1814	TAIL LAMP	2	
39	7H5182	RIM, chrome	2	
40	7H5183	LENS, glass	2	
41	GLB380	BULB	2	
42	17H5426	SOCKET	2	
43	37H5481	BODY	2	
44	406-900	ADAPTOR, lamp to wing, chrome	2	
	PMZ308	SCREW, adaptor fixing	6	
45	281-338	PAD SET, adaptor to wing	1	includes 2 pads

### Reflector, TD & TF

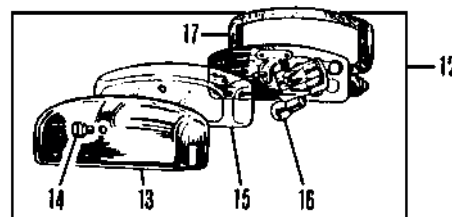
46	144-700	REFLECTOR	2	late TD MkII
47	144-600	REFLECTOR	2	TF



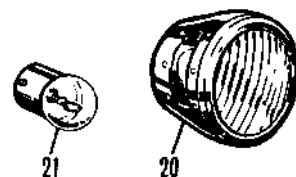
Side Lamp: All Models



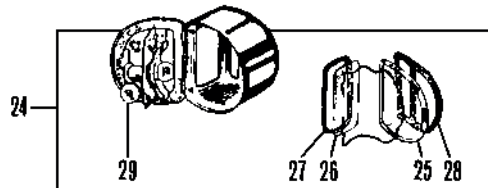
Rear Turn Signal Lamp



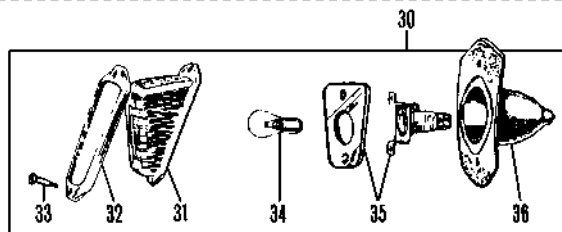
Number Plate Lamp



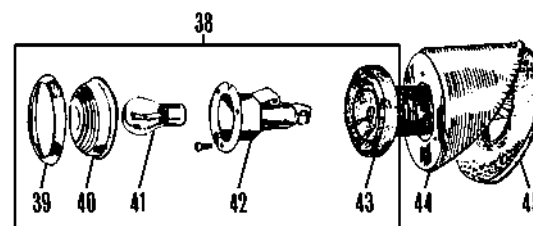
Tail Lamp Assembly, TA To (c) 1789



Tail Lamp Assembly, TA From (c) 1790, TB-TC



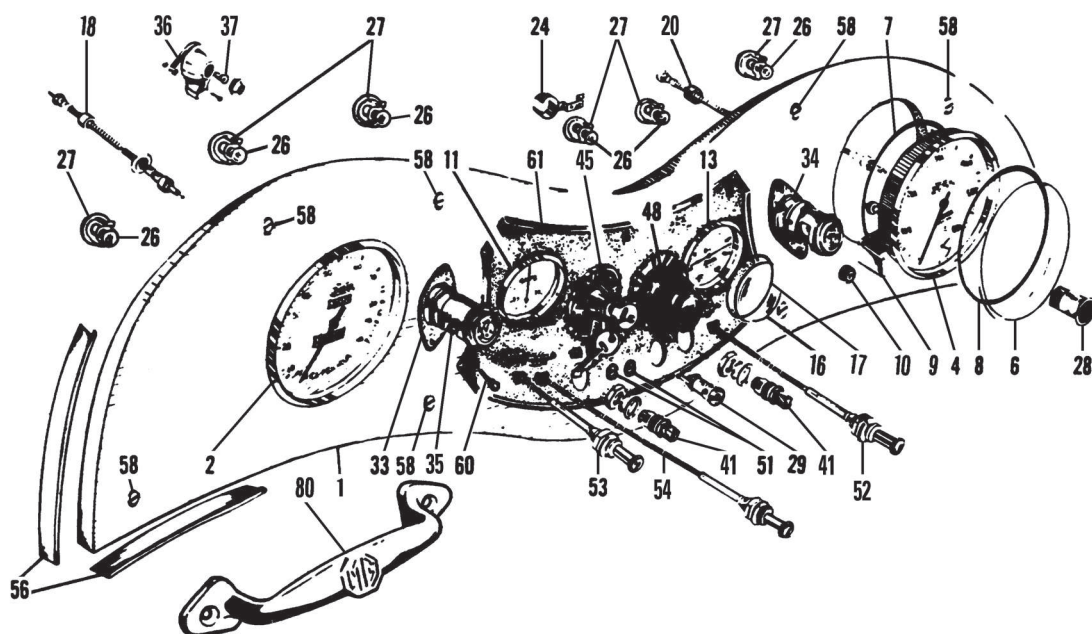
Tail Lamp Assembly, TD To (c) 21302



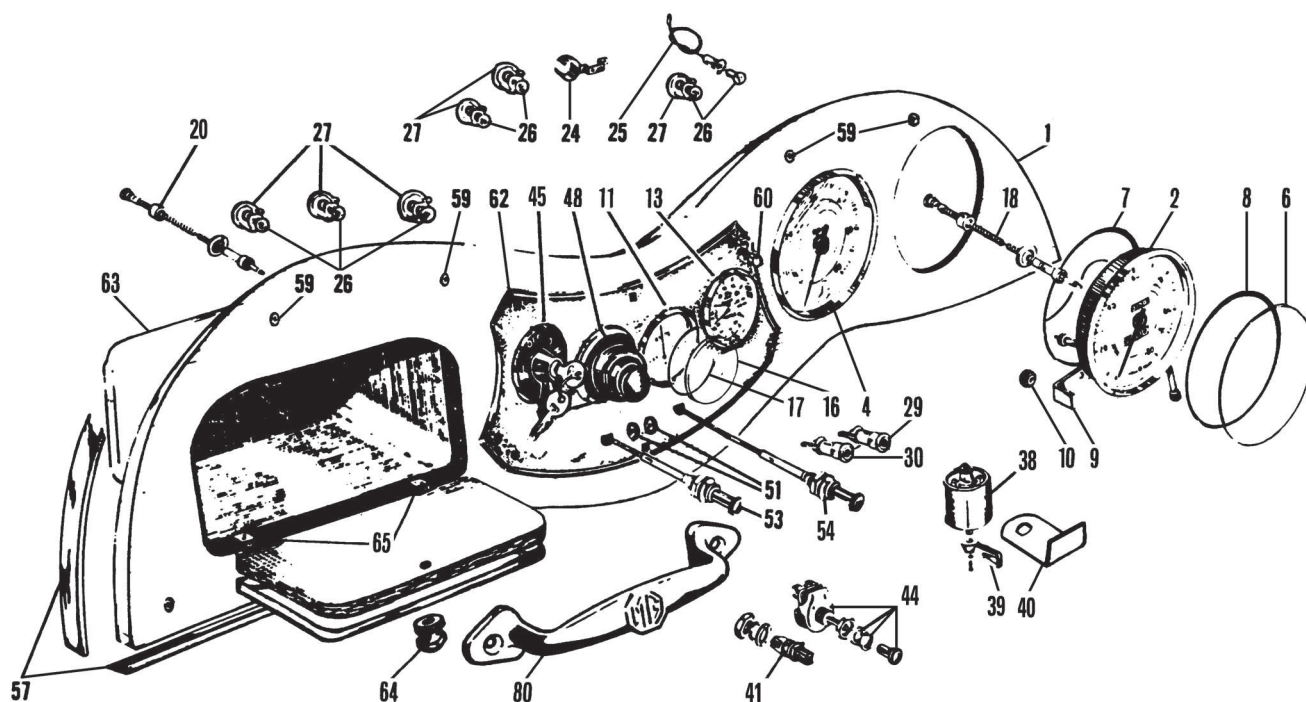
Tail Lamp Assembly, TD From (c) 21303, TF



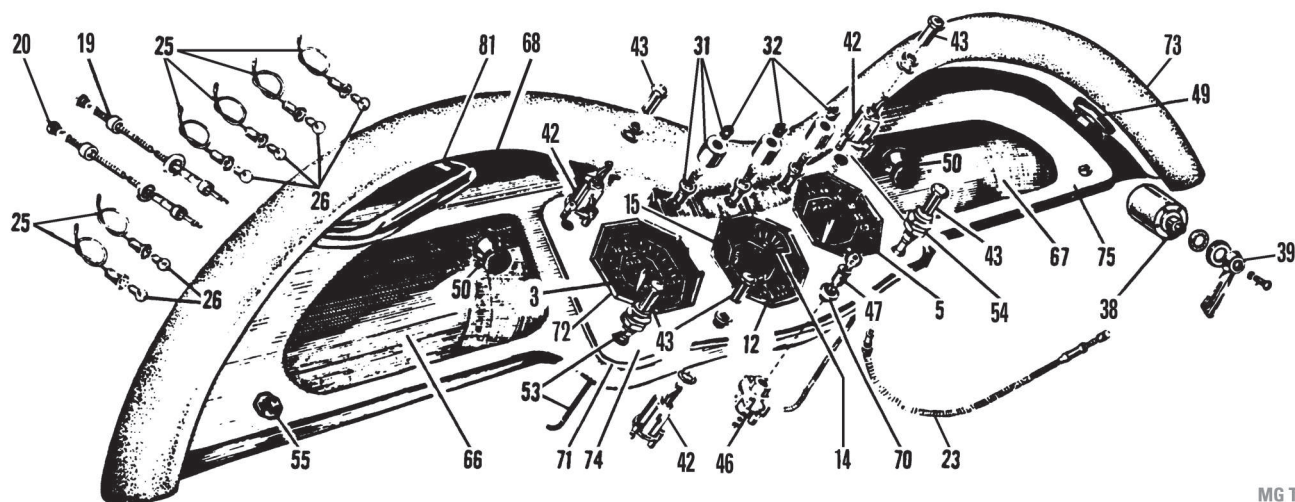
Reflector, TD & TF



MG TA, TB, TC



MG TD



MG TF

ill. Part Number Description Req. Details

Dashboard, Switches, Instruments & Cables

Dashboards, TA-TB-TC & TD

We offer dashboards both in a finished veneer or a plain plywood. TA's-TB's & TC's to approximately (c)5000 were originally fitted with the finished veneered dashboards. TC's from approximately (c) 5000 and all TD's were fitted with the plain plywood.

1	456-885	DASHBOARD, finished veneer	1	TA & TB
	456-895	DASHBOARD, plywood	1	
	233-635	DASHBOARD, finished veneer	1	TC
	456-890	DASHBOARD, plywood	1	
	233-530	DASHBOARD, finished walnut veneer	1	TD RHD
	233-570	DASHBOARD, plywood	1	
	233-645	DASHBOARD, finished walnut veneer	1	TD LHD
	233-510	DASHBOARD, plywood	1	

Instruments & Cables

Our 'replica' speedometers & tachometers, while not quite original enough to call 'reproduction', are excellent replacements for the completely obsolete TC and early TD flat-faced instruments. They can also be used to replace the obsolete dish-faced TD instruments if required. We no longer offer rebuilding service on speedometers, tachometers or clocks.

2	360-460	SPEEDOMETER, repro. of original	1	TC & TD To (c) 10778
		SPEEDOMETER, repro. of original	1	TD From (c) 10779
3		SPEEDOMETER, repro. of original	1	TF
		METAL FACE SET, tacho & speedo	1	TC & TD To (c) 10778
4	360-470	TACHOMETER, repro. of original	1	
		TACHOMETER, repro. of original	1	TD From (c) 10779
5		TACHOMETER, repro. of original	1	TF
6	502268	GLASS, tacho & speedo	2	TA-TB-TC & TD
	AJH5177	GLASS, instrument cluster	3	TF
7	280-860	'O' RING, tacho & speedo to dash	2	TA-TB-TC & TD
8		'O' RING, lens to tacho & speedo	2	
9	361-030	BRACKET, tacho & speedo	2	TA-TB-TC & TD To (c) 10778
10	MM361-020	NUT, brass, bracket to tacho & speedo	4	TA-TB-TC & TD
11	360-500	AMMETER, -20-20+, reproduction	1	TA-TB-TC & TD To (c) 10778
	360-510	AMMETER, -30-30+, reproduction	1	TD From (c) 10779
12	360-520	AMMETER	1	TF
13	360-490	GAUGE, oil pressure	1	TA-TB-TC & TD To (c) 13913
	360-070	GAUGE, oil pressure/water temp	1	TD From (c) 13914
14	360-250	GAUGE, oil pressure	1	TF
	360-100	GAUGE, water temperature	1	TA-TB-TC & TD, option
15	360-160	GAUGE, water temperature	1	TF
	360-130	GAUGE, oil temperature	1	TA-TB-TC & TD, option
16	502269	GLASS, 2" gauge	a/r	
17		'O' RING, lens to 2" gauge	a/r	TA-TB-TC & TD
	17H1642	'O' RING, 2" gauge to dash	a/r	
18	331-135	CABLE, speedometer, original (Push-on speedometer end).	1	TA-TB, 5' 8"
	331-140	CABLE, speedometer, original	1	TC & TD RHD, 5' 8"
	331-150	CABLE, speedometer, original	1	TD LHD, 6'6"
19	331-140	CABLE, speedometer, original	1	TF
20	331-035	CABLE, tachometer, 48" (Push-on both ends).	1	TA & TB
	331-045	CABLE, tachometer, 48"* (Push-on tacho & screw-on dynamo).	1	TA & TB
	MM331-170	CABLE, tachometer, original	1	TC-TD & TF RHD

\*Note: The TC reduction gearbox can be fitted to TA's & TB's if a push-on tachometer end & screw-on dynamo end tachometer cable is used.

	331-056	CABLE, tachometer, original	1	TD & TF LHD
23		CABLE, trip reset, replacement	1	TF
24	361-070	BRACKET, dash lamp mounting	4	TA-TB-TC & TD To (c) 10778
25	161-918	SOCKET & BULB	1/6	late TD & TF, late TD uses 1
26	GLB987	BULB, dash, screw base	a/r	
27	070066	SOCKET, dash bulb, original gauge	6	TA-TB-TC & TD
28	142-600	LAMP, fuel warning	1	TC
29	2H2838	LAMP, ignition warning, red	1	TA-TB-TC & TD
30	142-210	LAMP, fuel warning, green	1/2	TD, late TD uses 2
	142-205	LAMP, fuel warning, red/green	1/2	
31	37H5182	LAMP, warning, with 3 lenses	3	
32	151-400	LENS, red	1	TF
	AJG5046	LENS, green	1	
	151-600	LENS, blue	1	
33	144-500	MAP LIGHT	1	
34	PWT1484	COVER, 30mph warning lamp	1	TA-TB & TC
35	GLB207	BULB, map light	2	

ill. Part Number Description Req. Details

Switches & Miscellaneous Trim

36	140-600	SWITCH, turn signal**	1	TC 1949 EXU models
37	GLB987	BULB, turn signal switch**	1	

\*\*Note: Can be fitted to TA's & TB's.

38	AMK5607	SWITCH, turn signal	1	TD & TF
39	11K9308	HANDLE, turn signal switch	1	
40	235-887	BRACKET, signal switch mounting	1	TD
41	141-000	SWITCH, fog light, panel	1/2	TA-TB-TC & TD
42	3H3098	SWITCH, light, panel & accessories	3	TF
43	150-908	DASH KNOB SET, lettered, original style1	1	
44	145-900	SWITCH, panel light rheostat, with knob1	1	
	145-907	KNOB, push-on type	1	TD from (c) 10701
	145-905	KNOB, screw type	1	
	500513S	SCREW, for part no. 145-905	1	
45	141-510	SWITCH, ignition/headlamp, with 2 keys1	1	TA-TB-TC & TD
46	141-010	SWITCH BODY, ignition	1	TF
47	24G1345	BARREL & KEY, ignition	1	
	24G1345Z	BARREL & KEY, ignition, aftermarket	1	
48	140-700	SWITCH, horn/dip, reproduction	1	TA-TB-TC & TD to (c) 18882
	140-808	BUTTON, horn push	1	TD from (c) 18883
	233-950	CHROME WASHER SET (Behind horn push).	1	TA-TB-TC & TD
49	2H3383	BUTTON, horn push	1	TF
50	160-520	KNOB, wiper control	2	
51	NBEL147	SOCKET SET, accessory plug	1	TA-TB-TC & TD
	NBEL148	PLUG, optional accessory	1	
52	MM331-390	SLOW RUNNING CABLE, original	1	TA-TB & TC
53	331-370	STARTER CABLE, original	1	TA-TB & TC
	331-280	STARTER CABLE, original	1	TD
	331-400	STARTER CABLE, original	1	TF

Note: You may need to cut the cable to length to fit.

54	331-380	CHOKE CABLE, original	1	TA-TB & TC
	331-290	CHOKE CABLE, original	1	TD
	331-410	CHOKE CABLE, original	1	TF
55	408-400	MEDALLION, dash	1	TF
56	454-100	BEAD SET, dash	1	TA-TB & TC
57	454-110	BEAD SET, dash and glove box	1	TD
58	323-838	SCREW & WASHER SET, dash	1	TA-TB & TC, 8 of each
59	323-848	SCREW & WASHER SET, dash	1	TD, 8 of each
60	321-478	BOLT & NUT SET, instrument panel	1	TA-TB-TC & TD, 6 of each
61	408-860	PANEL, instrument cluster, black	1	TA-TB & TC
	408-865	PANEL, instrument cluster, bronze	1	late TC
62	408-870	PANEL, instrument cluster	1	
63	454-155	GLOVE BOX	1	TD
64	408-190	KNOB, glove box door	1	
65	406-910	HINGE, glove box door	2	
66	454-350	GLOVE BOX, LH	1	
67	454-360	GLOVE BOX, RH	1	
68	456-105	GLOVE BOX, top, LH	1	
	456-125	GLOVE BOX, top, RH	1	
	456-106	GLOVE BOX, top, LH & RH		TF
	456-085	CORNER PANEL, rear cockpit, LH	1	
	456-075	CORNER PANEL, rear cockpit, RH	1	
	456-095	STARTING HANDLE COVER	1	
	451-765	UNDER DASH SHIELD KIT***	1	TA & TB
	451-785	UNDER DASH SHIELD KIT***	1	TC
	451-795	UNDER DASH SHIELD KIT***	1	TD
	451-800	UNDER DASH SHIELD	1	TF
	451-775	UNDER DASH SHIELD H-FRAME	1	

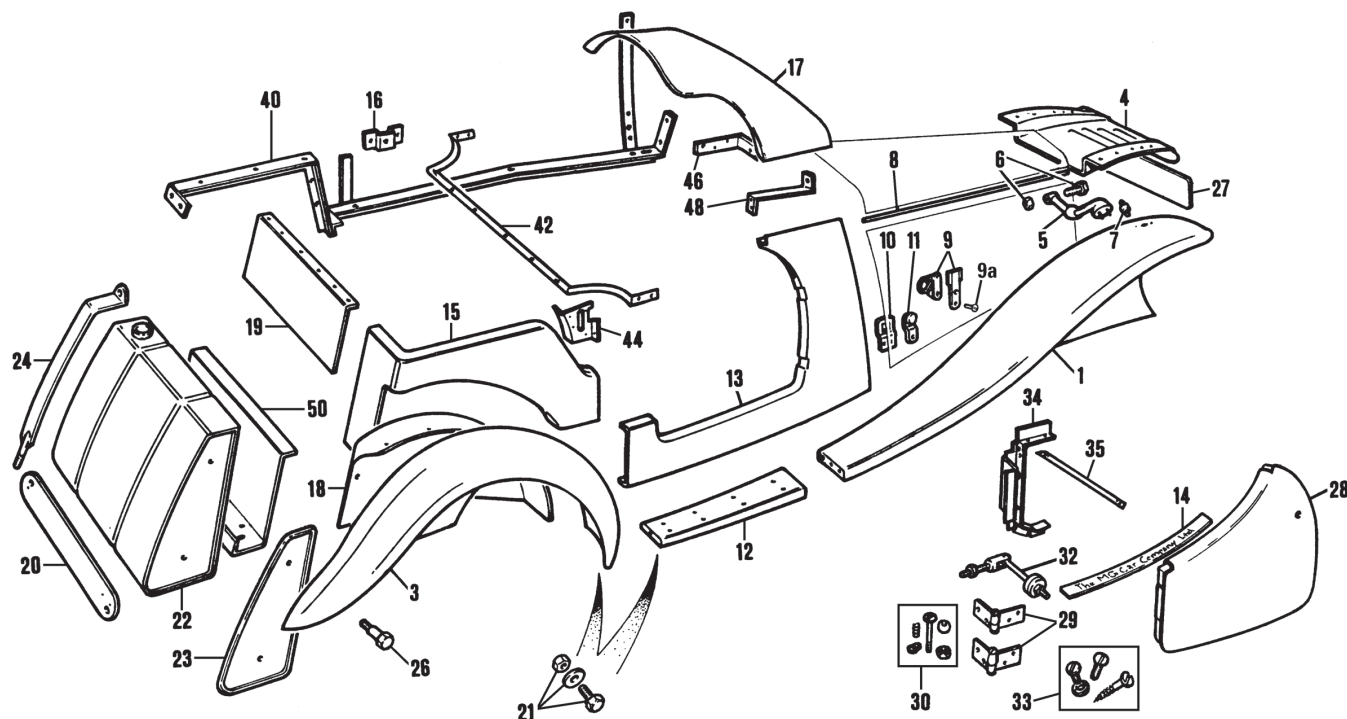
\*\*\*Note: Kits include all brackets, hardware, vinyl covering, board and instructions.

70	408-215	BEZEL, ignition switch	1	
71	408-195	TRIM, cluster panel	1	
72	408-205	BEZEL, octagonal, for instruments	3	TF
73	280-595	COWL RUBBER, uncovered	1	
74	408-895	CLUSTER PANEL	1	
75	456-905	DASH PANEL, steel	1	
80	229-101	GRAB HANDLE, with MG motif	1	TA-TB-TC & TD
81	229-220	GRAB HANDLE, curved	1	TF

Decals

Use these decals to replace, or restore the original items that were originally painted and directly silk screened.

215-100	INSTRUMENT DECAL SET	1	TA-TB & TC TD To (c)10751
---------	----------------------	---	------------------------------



ill.	Part Number	Description	Req.	Details
<b>Body Panels, TA &amp; TB</b>				
1	456-510	FRONT WING, RH	1	
	456-500	FRONT WING, LH	1	
NI	236-210	WING COVER SET, pair	2	TA-TC
		(These very practical black padded vinyl wing covers are specially tailored to fit your model. Protect that expensive finish from wayward spanners and greasy hands. Both left and right covers are supplied in the set).		
3	450-000	REAR WING, RH	1	TA To (c) 1090
	450-005	REAR WING, LH	1	TA To (c) 1090
	456-610	REAR WING, RH	1	TA From (c) 1091 & TB
	456-600	REAR WING, LH	1	
	323-838	SCREW & WASHER SET	1	
4	457-100	SPLASH APRON, front	1	
	624818	SCREW, chrome headed, long	4	
	624817	SCREW, chrome headed, short	4	
	324-455	WASHER, chrome	4	
5	407-390	BRACKET, headlamp, RH	1	
	407-380	BRACKET, headlamp, LH	1	
6	321-288	BOLT & NUT SET, headlamp bracket	2	1 of each
7	328-175	STUD, headlamp bracket	4	
8	453-280	ROD, brass, side panel attaching	2	
9	406-855	BONNET LATCH, RH	2	cadmium plated
	406-860	BONNET LATCH, LH	2	
9a	158-018	SCREW, bonnet latch	a/r	
10	406-810	BRACKET, bonnet latch, on wing	4	
11	406-828	BUFFER PLATE SET, bonnet	1	4 buffers & plates
12	450-010	RUNNING BOARD, RH	1	
	450-015	RUNNING BOARD, LH	1	
13	457-215	FRONT QUARTER PANEL, RH	1	
	457-225	FRONT QUARTER PANEL, LH	1	
14	451-398	THRESHOLD PLATE SET, pair	1	
		(2 plates etched with 'The MG Car Company Ltd').		
15	450-020	REAR QUARTER PANEL, RH	1	TA To (c) 1090
	450-025	REAR QUARTER PANEL, RH	1	TA From (c) 1091 & TB
	450-030	REAR QUARTER PANEL, LH	1	TA To (c) 1090
	450-035	REAR QUARTER PANEL, LH	1	TA From (c) 1091 & TB
16	450-040	BRACKET, rear side screen	2	
17	446-010	SCUTTLE TOP	1	
18	457-210	WHEEL ARCH, RH	1	
	457-200	WHEEL ARCH, LH	1	
19	457-175	REAR PANEL	1	between rear quarter panels
20	450-045	BLANK PLATE, round lamps	1	TA To (c) 1789
	451-725	BLANK PLATE, 'D' lamps	1	TA From (c) 1790 & TB
21	321-778	BOLT & NUT SET	1	wing/running boards to body
	320-360	SCREW 5/16 BSF x 3/4"	4	
	AJD8105Z	NUT 5/16 BSF	8	
	AJD6308Z	BOLT 3/8 BSF x 1"	4	
	AJD8106Z	FULL NUT 3/8 BSF	4	sub-components of kit part no. 321-778
	AJD6124Z	BOLT 1/4 BSF x 3"	4	
	AJD8104	FULL NUT 1/4 BSF	6	
	320-380	BOLT 5/16 BSF x 1 1/4"	4	

ill.	Part Number	Description	Req.	Details
22	456-760	FUEL TANK, 36 5/8" wide	1	TA To (c) 1090
	456-765	FUEL TANK, 31 5/8" wide	1	TA From (c) 1091 & TB
23	451-638	END PANEL SET, fuel tank	1	2 chrome end panels
24	451-600	STRAP, fuel tank, primed	2	
	450-055	STRAP, fuel tank, chromed	2	optional
26	320-840	BOLT, wing to fuel tank	2	
27	451-715	NUMBER PLATE, blank, front	1	
28	446-015	DOOR ASSEMBLY, RH	1	panelled
	446-020	DOOR ASSEMBLY, LH	1	
29	401-858	DOOR HINGE SET	1	4 hinges & mtg. hardware
30	401-878	PIVOT BOLT SET, door hinge	1	complete set with balls
32	405-500	DOOR CHECK	2	
33	323-868	SCREW SET	1	for hinges, locks, strikers
34	450-060	STRENGTHENER, door hinge, RH	1	
	450-065	STRENGTHENER, door hinge, LH	1	
35	450-780	DOOR TWIST STRIP	2	

### Body Tub Steelwork, TA & TB

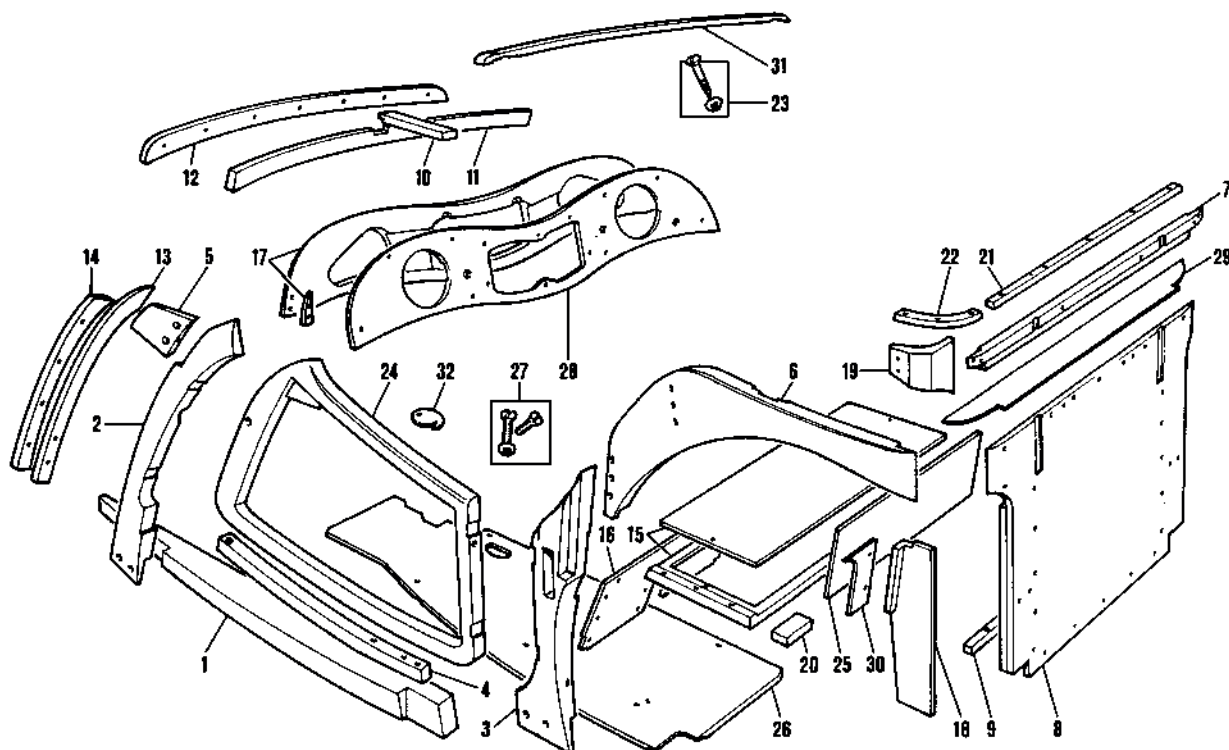
40	450-075	FRAME, body/chassis, LH	1	TA To (c) 1090
	450-080	FRAME, body/chassis, LH	1	TA From (c) 1091 & TB
	450-085	FRAME, body/chassis, RH	1	TA To (c) 1090
	450-090	FRAME, body/chassis, RH	1	TA From (c) 1091 & TB
42	450-095	STRENGTHENER, rear body	1	TA To (c) 1090
	450-100	STRENGTHENER, rear body	1	TA From (c) 1091 & TB
44	450-105	BRACKET, rear door pillar, LH	1	
	450-110	BRACKET, rear door pillar, RH	1	
46	450-115	BRACKET, scuttle side, LH	1	
	450-120	BRACKET, scuttle side, RH	1	
48	450-125	BRACKET, scuttle top, LH	1	
	450-130	BRACKET, scuttle top, RH	1	
50	456-840	SIDE CURTAIN COMPARTMENT	1	front section only

### Body Tubs - TA To (c)1090

450-135	BODY TUB	1	panelled with doors & scuttle top
450-140	BODY TUB	1	panelled without doors & scuttle top
450-145	BODY TUB	1	assembled but un-panelled

### Body Tubs - TA From (c)1091 & TB

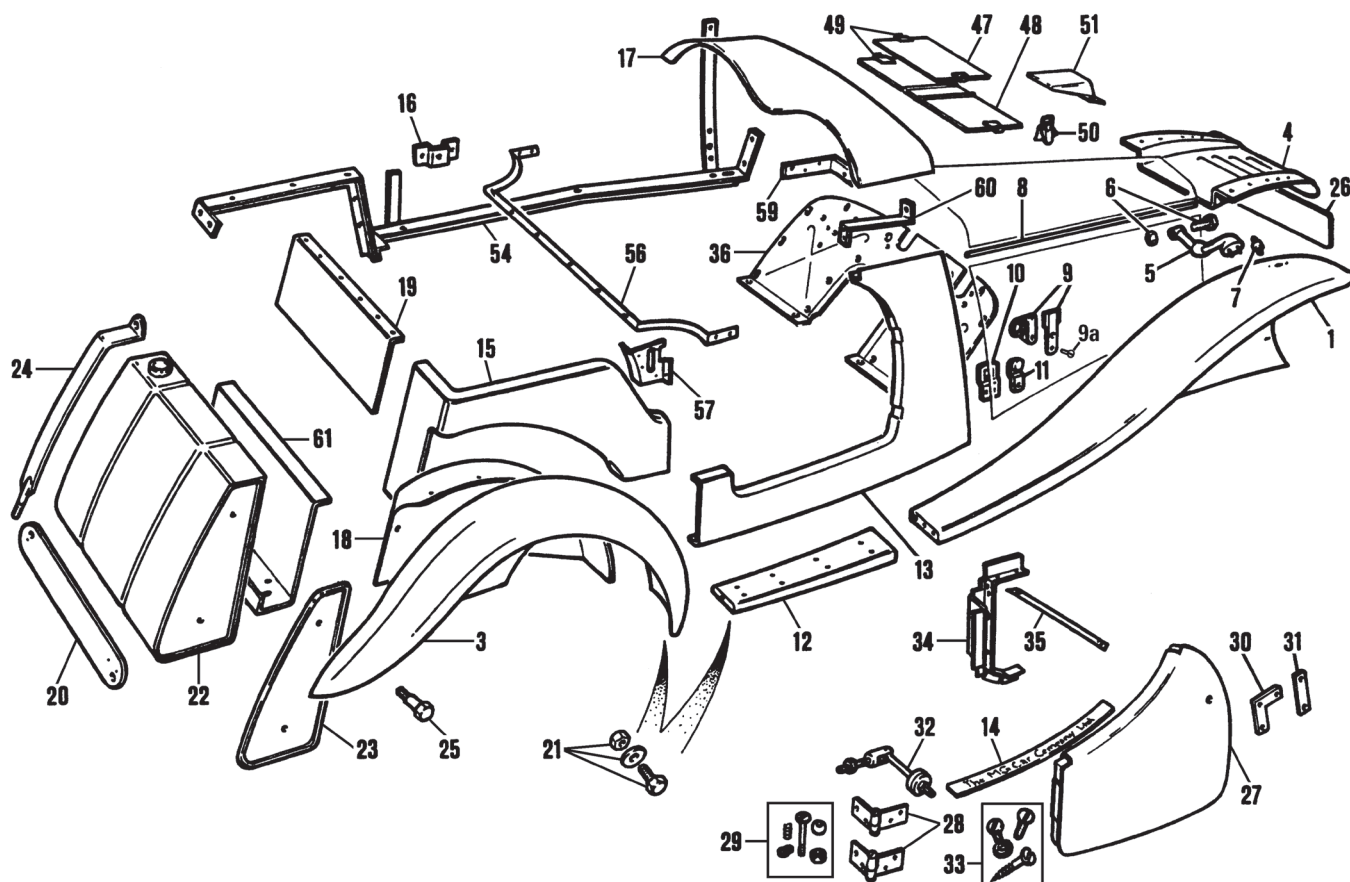
450-150	BODY TUB	1	panelled with doors and scuttle top
450-155	BODY TUB	1	panelled without doors and scuttle top
450-160	BODY TUB	1	assembled but un-panelled



ill.	Part Number	Description	Req.	Details
<b>Timber Components, TA &amp; TB</b>				
	449-550	TIMBER SET (Inc. all timbers to build body frame).	1	TA To (c) 1090
	449-555	TIMBER SET (Inc. all timbers to build body frame).	1	TA From (c) 1091 & TB
1	450-165	BOTTOM MAIN RAIL, LH*	1	
	450-170	BOTTOM MAIN RAIL, RH*	1	
2	450-175	FRONT BODY PILLAR, LH*	1	
	450-180	FRONT BODY PILLAR, RH*	1	
3	450-185	REAR BODY PILLAR, LH*	1	
	450-190	REAR BODY PILLAR, RH*	1	
4	450-195	UNDER DOOR RAIL, LH*	1	
	450-200	UNDER DOOR RAIL, RH*	1	
5	450-560	FRONT BODY PILLAR, 'X Piece**	1	LH
	450-565	FRONT BODY PILLAR, 'X Piece**	1	RH
6	450-215	REAR WHEEL ARCH, LH*	1	2 piece
	450-220	REAR WHEEL ARCH, RH*	1	
7	450-225	REAR TOP RAIL*	1	
8	450-230	REAR CENTRE PANEL*	1	TA To (c) 1090
	450-235	REAR CENTRE PANEL*	1	TA From (c) 1091 & TB
9	450-240	REAR BOTTOM RAIL*	1	
10	450-245	CROSS PIECE, dash to bulkhead*	1	
11	450-250	FRONT TOP RAIL, inner*	1	
12	450-255	FRONT TOP RAIL, outer*	1	
13	450-260	FRONT SIDE RAIL, inner, LH*	1	
	450-265	FRONT SIDE RAIL, inner, RH*	1	
14	450-270	FRONT SIDE RAIL, outer, LH*	1	
	450-275	FRONT SIDE RAIL, outer, RH*	1	
15	450-280	PANEL ASSEMBLY, above rear axle*	1	TA To (c) 1090
	450-285	PANEL ASSEMBLY, above rear axle*	1	TA From (c) 1091 & TB
16	450-290	REAR PROPSHAFT COVER*	1	TA To (c) 1090
	450-635	REAR PROPSHAFT COVER*	1	TA From (c) 1091 & TB
17	450-300	INNER DASHBOARD PANEL*	1	
18	450-305	SIDE OF SIDE SCREEN BOX, LH*	1	
	450-310	SIDE OF SIDE SCREEN BOX, RH*	1	
19	450-315	REAR ANGLED CORNER PIECE, LH*	1	TA To (c) 1090
	450-320	REAR ANGLED CORNER PIECE, LH*	1	TA From (c) 1091 & TB
	450-325	REAR ANGLED CORNER PIECE, RH*	1	TA To (c) 1090
	450-330	REAR ANGLED CORNER PIECE, RH*	1	TA From (c) 1091 & TB
20	450-335	REAR FILLET, LH*	1	TA To (c) 1090
	450-340	REAR FILLET, LH*	1	TA From (c) 1091 & TB
	450-345	REAR FILLET, RH*	1	TA To (c) 1090
	450-350	REAR FILLET, RH*	1	TA From (c) 1091 & TB

\*Note: All items are included in the relevant TA-TB timber set.

ill.	Part Number	Description	Req.	Details
21	450-355	RAIL, rear top finisher	1	
22	450-360	RAIL, rear corner finisher, LH	1	
	450-365	RAIL, rear corner finisher, RH	1	
23	323-858	SCREW SET, hood tacking strips	1	
24	450-370	DOOR FRAME ASSEMBLY, LH	1	
	450-375	DOOR FRAME ASSEMBLY, RH	1	
25	450-380	SIDE SCREEN BOX DOOR	1	
26	450-390	FLOORBOARD, LH	1	TA To (c) 1090
	450-395	FLOORBOARD, LH	1	TA From (c) 1091 & TB
	450-400	FLOORBOARD, RH	1	TA To (c) 1090
	450-405	FLOORBOARD, RH	1	TA From (c) 1091 & TB
27	323-818	SCREW & WASHER SET	1	floorboards, complete
28	456-885	DASHBOARD FASCIA, finished veneer	1	alternatives
	456-895	DASHBOARD FASCIA, plain	1	
29	450-415	SIDE SCREEN BOX TOP SHELF	1	TA To (c) 1090
	450-420	SIDE SCREEN BOX TOP SHELF	1	TA From (c) 1091 & TB
30	450-425	FINISHER PIECE, side screen box, LH	1	TA To (c) 1090
	450-430	FINISHER PIECE, side screen box, LH	1	TA From (c) 1091 & TB
	450-435	FINISHER PIECE, side screen box, RH	1	TA To (c) 1090
	450-440	FINISHER PIECE, side screen box, RH	1	TA From (c) 1091 & TB
31	453-230	TOP RAIL, wood, over windscreen	1	
32	407-800	COVER, master cylinder inspection	1	



ill. Part Number

Description

Req. Details

**Body Panels, TC**

1	456-510	FRONT WING, RH	1	
	456-500	FRONT WING, LH	1	
NI	236-210	WING COVER SET, pair	2	TA-TC
(These very practical black padded vinyl wing covers are specially tailored to fit your model. Protect that expensive finish from wayward spanners and greasy hands. Both left and right covers are supplied in the set).				
3	456-610	REAR WING, RH	1	
	456-600	REAR WING, LH	1	
	323-838	SCREW & WASHER SET	1	
4	457-100	SPLASH APRON, front	1	
5	407-390	BRACKET, headlamp, RH	1	
	407-380	BRACKET, headlamp, LH	1	
6	321-288	BOLT & NUT SET, headlamp bracket	2	1 of each
7	328-175	STUD, headlamp bracket	4	
8	453-280	ROD, brass, side panel attaching	2	
9	406-855	BONNET LATCH, RH	2	cadmium plated
	406-860	BONNET LATCH, LH	2	
9a	158-018	SCREW, bonnet latch	a/r	
10	406-810	BRACKET, bonnet latch, on wing	4	
11	406-828	BUFFER PLATE SET, bonnet	1	4 buffers & plates
12	457-020	RUNNING BOARD, RH	1	
	457-010	RUNNING BOARD, LH	1	
13	457-310	FRONT QUARTER PANEL, RH	1	
	457-300	FRONT QUARTER PANEL, LH	1	
14	451-398	THRESHOLD PLATE SET, (pair)	1	
(2 plates etched with 'The MG Car Company Ltd').				
15	457-410	REAR QUARTER PANEL, RH	1	
	457-400	REAR QUARTER PANEL, LH	1	
16	450-040	REAR SIDE SCREEN BRACKET	2	
17	451-840	SCUTTLE TOP	1	
18	457-210	WHEEL ARCH, RH	1	
	457-200	WHEEL ARCH, LH	1	
19	457-190	REAR PANEL	1	between rear quarter panels
20	451-725	BLANK PLATE, lamps & number plate	1	
21	321-778	BOLT & NUT SET	1	wing & running boards to body
	320-360	BOLT, 5/16" BSF x 3/4"	4	
	AJD8105Z	NUT, 5/16" BSF	4	
	AJD6308Z	BOLT, 3/8" BSF	4	
	AJD8106Z	NUT, 3/8" BSF	6	
	AJD8104	NUT, 1/4" BSF	6	
	320-380	BOLT, 5/16" BSF x 1 1/4"	4	

ill. Part Number

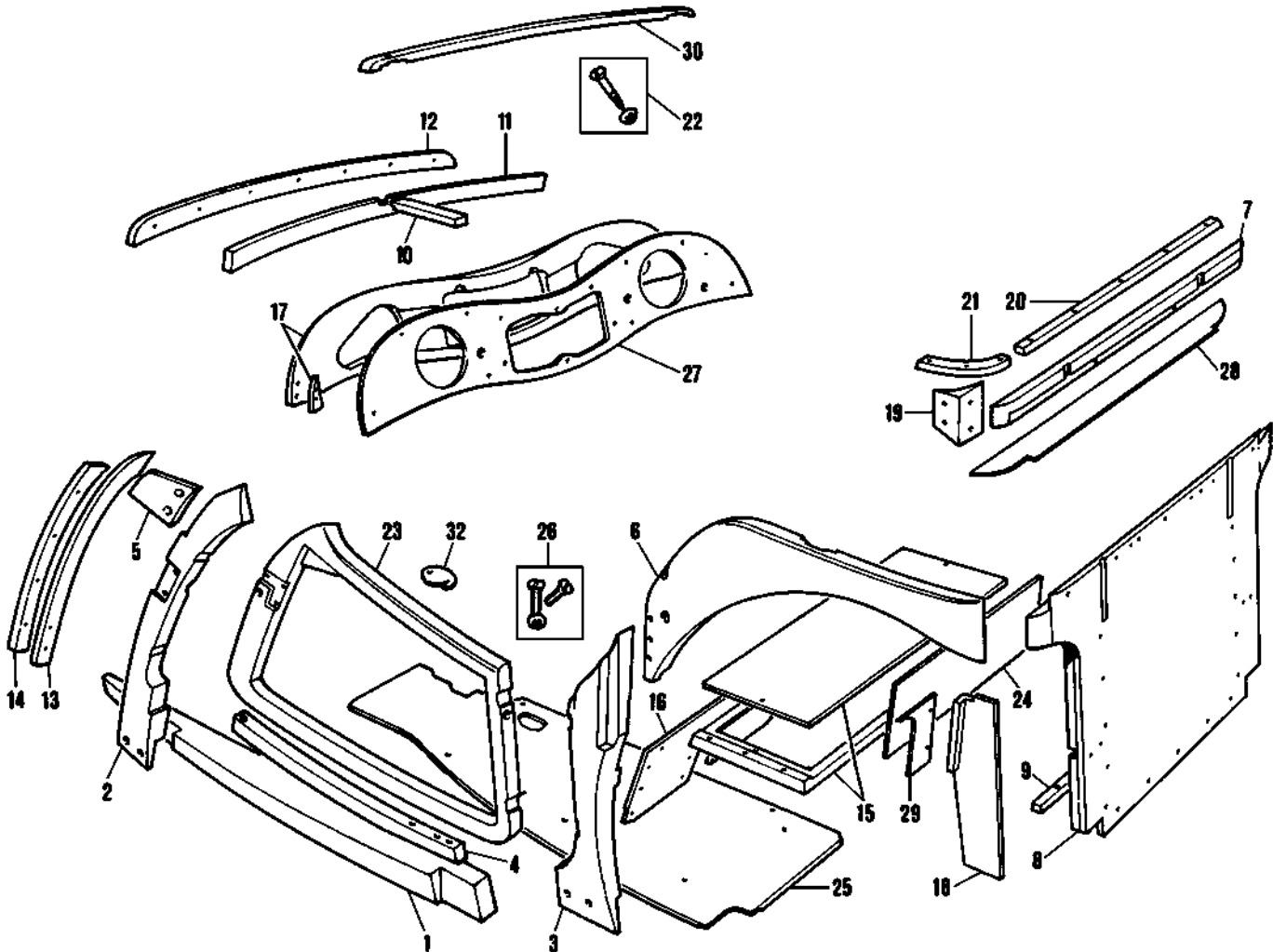
Description

Req. Details

22	456-770	FUEL TANK	1	
	456-771	FUEL TANK, stainless steel	1	
23	451-638	END PANEL SET, fuel tank	1	2 chrome end panels
24	451-600	STRAP, fuel tank, primed	2	
	450-055	STRAP, fuel tank, chromed	2	optional
25	320-840	BOLT, wing to fuel tank	2	
26	451-715	NUMBER PLATE, blank, front	1	standard on all TC's
27	446-025	DOOR ASSEMBLY, RH	1	panelled
	446-030	DOOR ASSEMBLY, LH	1	
	456-835	DOOR SKIN, RH	1	
	456-825	DOOR SKIN, LH	1	
28	401-858	DOOR HINGE SET	1	4 hinges & mounting hardware
29	401-878	PIVOT BOLT SET, door hinge	1	complete set with balls
30	401-180	MOUNTING PLATE, door lock	2	
	323-390	SCREW, mounting plate	6	
31	401-190	MOUNTING PLATE, door striker	2	
	323-390	SCREW, mounting plate	4	
32	405-500	DOOR CHECK	2	
33	323-868	SCREW SET	1	for hinges, locks, strikers
34	450-445	STRENGTHENER, door hinge, RH	1	
	450-450	STRENGTHENER, door hinge, LH	1	
35	450-780	DOOR TWIST STRIP	2	
36	450-460	BULKHEAD FOOT PLATE	1	
	AJD6222Z	BOLT, 5 1/6" x 2 3/4"	18	
	AJD8105Z	NUT, 5 1/16"	18	
47	454-160	LID, battery box	1	
48	451-680	LID, tool box	1	
49	401-695	CLIP, battery & tool box lids	4	
50	401-685	LATCH, battery & tool boxes	4	
51	407-120	COVER, control cable, bulkhead	1	

**Body Tub Steelwork, TC**

54	450-465	FRAME, body/chassis, LH	1	
	450-470	FRAME, body/chassis, RH	1	
56	450-475	STRENGTHENER, rear body	1	
57	450-480	BRACKET, rear door pillar, LH	1	
	450-485	BRACKET, rear door pillar, RH	1	
59	450-490	BRACKET, scuttle side, LH	1	
	450-495	BRACKET, scuttle side, RH	1	
60	450-500	BRACKET, scuttle top, LH	1	
	450-505	BRACKET, scuttle top, RH	1	
61	456-840	SIDE CURTAIN COMPARTMENT	1	front section only



ill.	Part Number	Description	Req.	Details
<b>Body Tub, TC</b>				
	459-500	BODY TUB	1	panelled with doors and scuttle top
	450-510	BODY TUB	1	panelled without doors and scuttle top
	450-515	BODY TUB	1	assembled but un-panelled

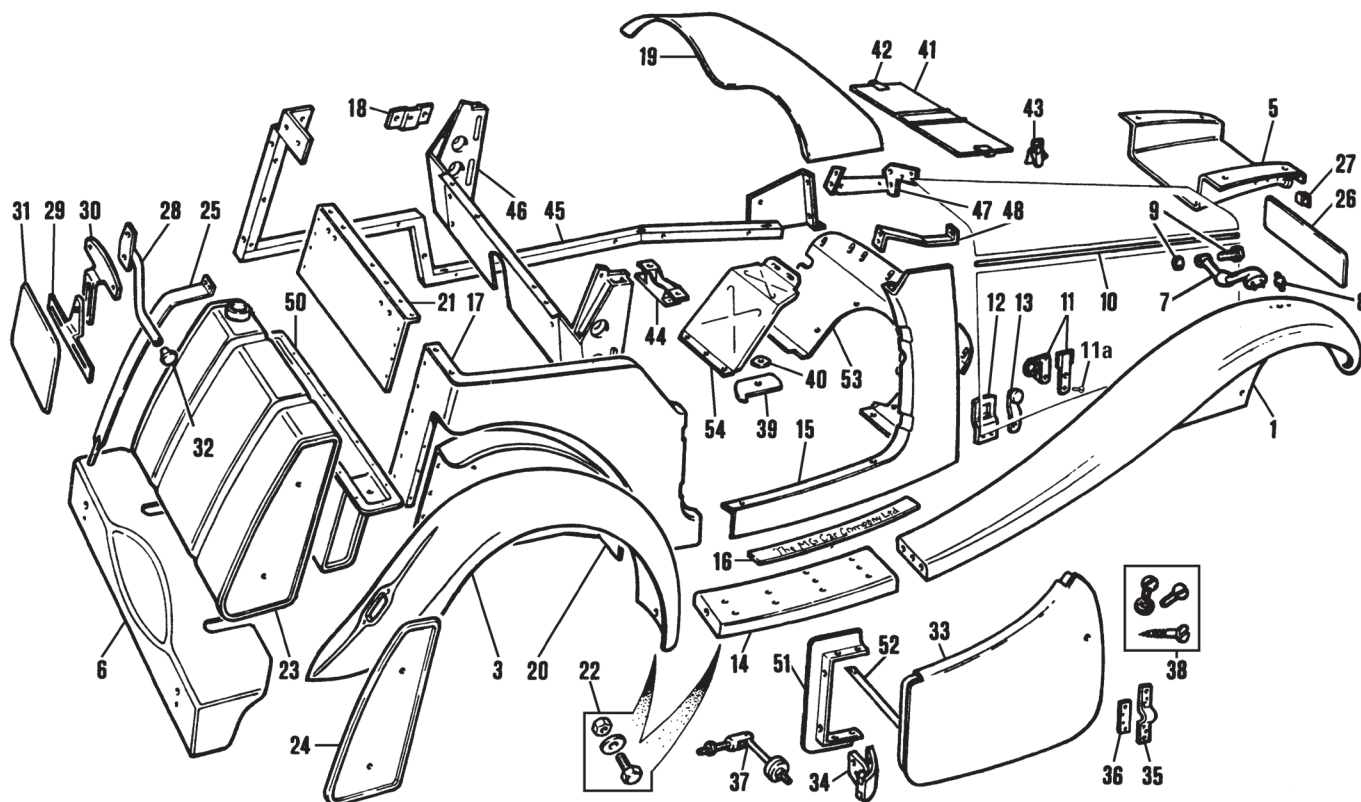
ill.	Part Number	Description	Req.	Details
	450-640	INNER DASHBOARD PANEL*	1	
	450-645	SIDE OF SIDE SCREEN BOX, LH*	1	
	450-650	SIDE OF SIDE SCREEN BOX, RH*	1	
	450-655	REAR ANGLED CORNER PIECE, LH*	1	
	450-660	REAR ANGLED CORNER PIECE, RH*	1	

\*Note: All items are included in the TC timber set.

Timber Components, TC

	449-560	TIMBER SET	1	
		(Includes all timbers to build body frame).		
1	450-520	BOTTOM MAIN RAIL, LH*	1	
	450-525	BOTTOM MAIN RAIL, RH*	1	
2	450-530	FRONT BODY PILLAR, LH*	1	
	450-535	FRONT BODY PILLAR, RH*	1	
3	450-540	REAR BODY PILLAR, LH*	1	
	450-545	REAR BODY PILLAR, RH*	1	
4	450-550	UNDER DOOR RAIL, LH*	1	
	450-555	UNDER DOOR RAIL, RH*	1	
5	450-560	FRONT BODY PILLAR, 'X Piece**	1	LH
	450-565	FRONT BODY PILLAR, 'X Piece**	1	RH
6	450-570	REAR WHEEL ARCH, LH*	1	2 piece
	450-575	REAR WHEEL ARCH, RH*	1	
7	450-580	REAR TOP RAIL*	1	
8	450-585	REAR CENTRE PANEL*	1	
9	450-590	REAR BOTTOM RAIL*	1	
10	450-595	CROSSPIECE, dash to bulkhead*	1	
11	450-600	FRONT TOP RAIL, inner*	1	
12	450-605	FRONT TOP RAIL, outer*	1	
13	450-610	FRONT SIDE RAIL, inner, LH*	1	
	450-615	FRONT SIDE RAIL, inner, RH*	1	
14	450-620	FRONT SIDE RAIL, outer, LH*	1	
	450-625	FRONT SIDE RAIL, outer, RH*	1	
15	450-630	PANEL ASSEMBLY, above rear axle*	1	
16	450-635	REAR PROPSHAFT COVER*	1	

20	450-665	RAIL, rear top finisher	1	
21	450-670	RAIL, rear corner finisher, LH	1	
	450-675	RAIL, rear corner finisher, RH	1	
22	323-858	SCREW SET, hood tacking strips	1	
23	450-680	DOOR FRAME ASSEMBLY, LH	1	
	450-685	DOOR FRAME ASSEMBLY, RH	1	
24	450-690	SIDE SCREEN BOX DOOR	1	
25	450-695	FLOORBOARD, LH	1	
	450-700	FLOORBOARD, RH	1	
26	323-818	SCREW & WASHER SET	1	floorboards, complete
27	233-635	DASHBOARD FASCIA, finished veneer	1	alternatives
	456-890	DASHBOARD FASCIA, plain	1	
28	450-705	SIDE SCREEN BOX TOP SHELF	1	
29	450-710	FINISHER PIECE, side screen box, LH	1	
	450-715	FINISHER PIECE, side screen box, RH	1	
30	453-230	TOP RAIL, wood, over windscreen	1	
32	407-800	COVER, master cylinder inspection	1	



## ill. Part Number

## Description

## Req.

## Details

**Body Panels, TD**

1	456-550	FRONT WING, RH	1	Girling shock absorbers
	456-530	FRONT WING, RH	1	Armstrong shock absorbers
	456-540	FRONT WING, LH	1	Girling shock absorbers
	456-560	FRONT WING, LH	1	Armstrong shock absorbers
NI	236-220	WING COVER SET, pair	2	TD
(These very practical black padded vinyl wing covers are specially tailored to fit your model. Protect that expensive finish from wayward spanners and greasy hands. Both left and right covers are supplied in the set).				
3	456-630	REAR WING, RH	1	rect. tail lamp To (c) 21302
	456-650	REAR WING, RH	1	round tail lamp
			1	From (c) 21303
	456-620	REAR WING, LH	1	rect. tail lamp To (c) 21302
	456-640	REAR WING, LH	1	round tail lamp
			1	From (c) 21303
5	457-110	SPLASH APRON, front	1	
6	457-070	SPLASH APRON, rear	1	
7	407-420	BRACKET, headlamp, RH	1	
	407-410	BRACKET, headlamp, LH	1	
8	328-185	STUD, headlamp bracket	4	
9	321-288	BOLT & NUT SET, headlamp bracket	2	1 of each
10	453-280	ROD, brass, side panel attaching	2	
11	406-855	BONNET LATCH, RH	2	cadmium plated
	406-860	BONNET LATCH, LH	2	
11a	158-018	SCREW, bonnet latch	a/r	
12	406-800	BRACKET, bonnet latch, on wing	4	
13	406-828	BUFFER PLATE SET, bonnet	1	4 buffers & plates
14	457-040	RUNNING BOARD, RH	1	
	457-030	RUNNING BOARD, LH	1	
15	457-330	FRONT QUARTER PANEL, RH	1	
	457-320	FRONT QUARTER PANEL, LH	1	
16	451-398	THRESHOLD PLATE SET, pair	1	
(2 plates etched with 'The MG Car Company Ltd').				
17	457-080	REAR QUARTER PANEL, RH	1	
	457-090	REAR QUARTER PANEL, LH	1	
18	450-720	BRACKET, rear side screen, RH	1	
	450-725	BRACKET, rear side screen, LH	1	
19	451-850	SCUTTLE TOP	1	
20	456-820	WHEEL ARCH, RH	1	
	456-830	WHEEL ARCH, LH	1	
21	457-130	REAR PANEL	1	between rear quarter panels
22	321-758	BOLT & NUT SET	1	wing & running boards to body

## ill. Part Number

## Description

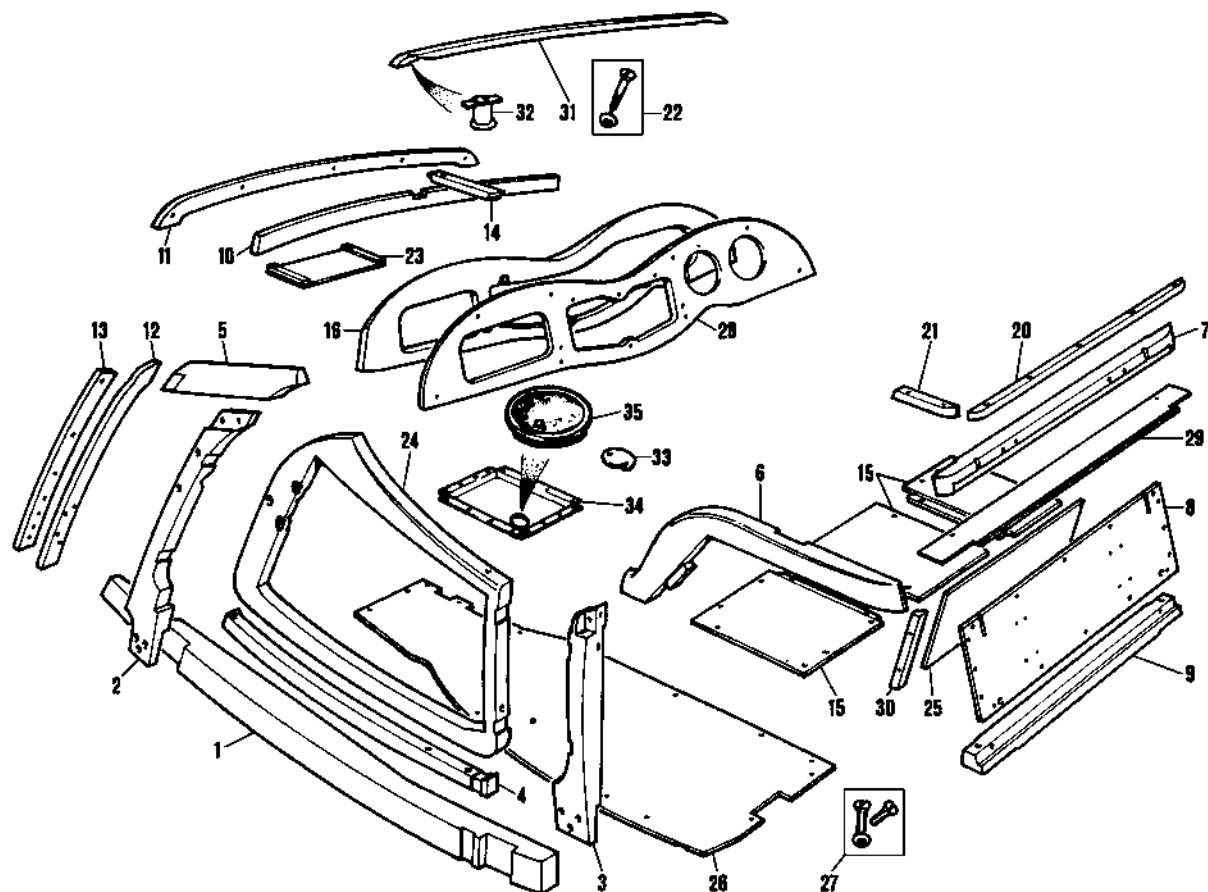
## Req.

## Details

	320-360	BOLT, 5/16" BSF x 3/4"	16	
	320-370	BOLT, 5/16" BSF x 1"	4	
	AJD8105Z	NUT, 5/16" BSF	8	
	AJD6308Z	BOLT, 3/8" BSF x 1"	2	
	AJD8106Z	NUT, 3/8" BSF	2	
	AJD8104	NUT, 1/4" BSF	6	
	320-380	BOLT, 5/16" BSF x 1 1/4"	2	
23	456-785	FUEL TANK	1	
	456-786	FUEL TANK, stainless steel	1	
24	451-648	END PANEL SET, fuel tank	1	2 chrome end panels
25	451-610	STRAP, fuel tank, primed	2	
	450-730	STRAP, fuel tank, chromed	2	optional
26	ALK3268	BACKING PLATE, front number plate	1	
27	406-490	BRACKET, for above plate	2	
28	406-500	'S' BRACKET, rear number plate	1	LHD, on spare wheel carrier
	406-520	'S' BRACKET, rear number plate	1	RHD, on spare wheel carrier
29	406-510	BRACKET, number plate support	1	
30	AAA2179	'T' BRACKET	1	number plate lamp support
31	451-275	BACKING PLATE	1	rear number plate
32	406-400	PLUG, tyre rack, tube end	1	
33	446-035	DOOR ASSEMBLY, RH	1	} panelled
	446-040	DOOR ASSEMBLY, LH	1	
	456-855	DOOR SKIN, RH	1	
	456-845	DOOR SKIN, LH	1	
34	401-970	DOOR HINGE, top, RH	1	} brass
	401-960	DOOR HINGE, top, LH	1	
	401-990	DOOR HINGE, bottom, RH	1	
	401-980	DOOR HINGE, bottom, LH	1	
35	401-420	MOUNTING PLATE, door striker	2	
36	401-430	MOUNTING PLATE, door lock	2	
37	405-500	DOOR CHECK	2	
38	323-878	SCREW SET	1	for hinges, locks, strikers
39	407-810	COVER, transmission dipstick	1	
40	407-425	WING NUT, dipstick cover	1	
41	451-680	LID, tool box	1	
42	401-695	CLIP, tool box lid	2	
43	401-685	LATCH, tool box	2	
44	411-020	BRACKET, gearbox mounting	1	

**Body Tub Steelwork, TD**

45	450-735	FRAME, body/chassis, LH	1
	450-740	FRAME, body/chassis, RH	1
46	450-745	REAR BODY TIE BAR	1
47	450-750	BRACKET, scuttle side, LH	1



ill.	Part Number	Description	Req.	Details
	450-755	BRACKET, scuttle side, RH	1	
48	450-765	BRACKET, scuttle top, RH	1	
	450-760	BRACKET, scuttle top, LH	1	
50	456-850	SIDE SCREEN COMPARTMENT	1	
51	449-040	STRENGTHENER, door, LH	1	
	449-045	STRENGTHENER, door, RH	1	
52	450-780	DOOR TWIST STRIP	2	
53	450-785	BULKHEAD FOOT PLATE	1	RHD
	450-785L	BULKHEAD FOOT PLATE	1	LHD
	AJD6222Z	BOLT, 5 1/6" x 2 3/4"	18	
	AJD8105Z	NUT, 5 1/16"	18	
54	456-860	FOOT REST, on passenger floor	1	

### Body Tub, TD

450-790	BODY TUB, RHD	1	panelled with doors and scuttle top
450-795	BODY TUB, RHD	1	panelled without doors and scuttle top
450-800	BODY TUB, RHD	1	assembled but un-panelled

Note: All The body tubs listed here are for RHD models. LHD body tubs are also available, please enquire.

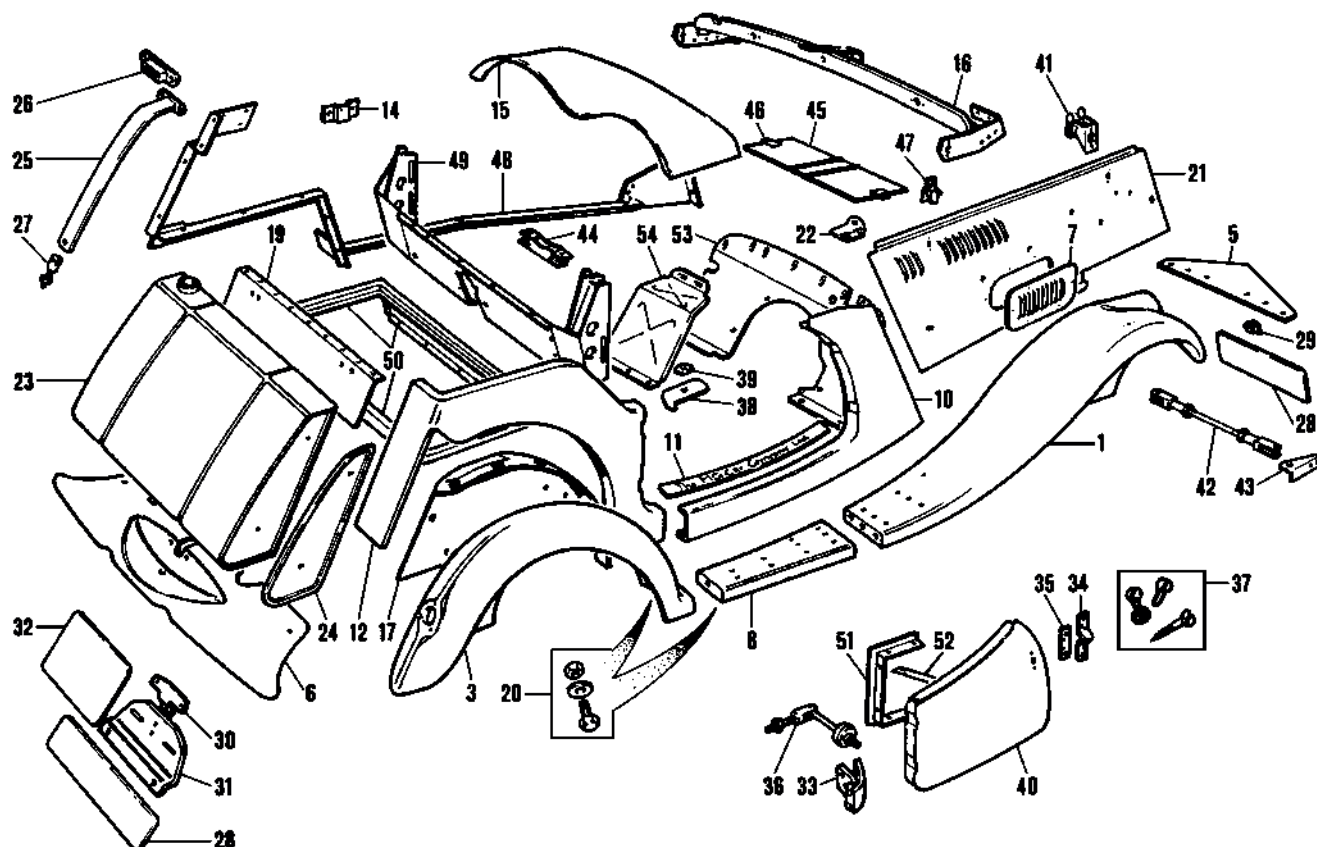
### Timber Components, TD

	450-805	TIMBER SET	1	(Includes all timbers to build body frame).
1	450-810	BOTTOM MAIN RAIL, LH*	1	
	450-815	BOTTOM MAIN RAIL, RH*	1	
2	450-820	FRONT BODY PILLAR, LH*	1	
	450-825	FRONT BODY PILLAR, RH*	1	
3	450-830	REAR BODY PILLAR, LH*	1	
	450-835	REAR BODY PILLAR, RH*	1	
4	450-840	UNDER DOOR RAIL, LH*	1	
	450-845	UNDER DOOR RAIL, RH*	1	
5	450-850	FRONT BODY PILLAR, 'X Piece', LH*	1	
	450-855	FRONT BODY PILLAR, 'X Piece', RH*	1	
6	450-860	REAR WHEEL ARCH, LH*	1	2 piece
	450-865	REAR WHEEL ARCH, RH*	1	
7	450-870	REAR TOP RAIL*	1	
8	450-875	REAR CENTRE PANEL*	1	
9	450-880	REAR BOTTOM RAIL*	1	

ill.	Part Number	Description	Req.	Details
	450-885	FRONT TOP RAIL, inner*	1	
11	450-890	FRONT TOP RAIL, outer*	1	
12	450-895	FRONT SIDE RAIL, inner, LH*	1	
	450-900	FRONT SIDE RAIL, inner, RH*	1	
13	450-905	FRONT SIDE RAIL, outer, LH*	1	
	450-910	FRONT SIDE RAIL, outer, RH*	1	
14	450-915	CROSSPIECE, dash to bulkhead*	1	
15	450-920	PANEL ASSEMBLY*	1	above rear axle, set of 3
16	233-580	INNER DASHBOARD PANEL, RHD*	1	
	450-925	INNER DASHBOARD PANEL, LHD	1	

\*Note: All items are included in the TD timber set.

20	450-930	RAIL, rear top finisher	1	
21	450-935	RAIL, rear corner finisher, LH	1	
	450-940	RAIL, rear corner finisher, RH	1	
22	323-858	SCREW SET, top finisher rails	1	13 screws & washers
23	407-710	BATTERY TRAY	1	
24	450-945	DOOR FRAME ASSEMBLY, LH	1	
	450-950	DOOR FRAME ASSEMBLY, RH	1	
25	450-955	SIDE SCREEN BOX DOOR	1	
26	450-960	FLOORBOARD, LH	1	RHD
	450-965	FLOORBOARD, RH	1	
	450-970	FLOORBOARD, LH, no footwell	1	LHD
	450-975	FLOORBOARD, RH	1	
27	323-828	SCREW & WASHER SET	1	floorboards, complete
28	233-530	DASHBOARD, finished walnut veneer	1	RHD
	233-570	DASHBOARD, plywood	1	
	233-645	DASHBOARD, finished walnut veneer	1	LHD
	233-510	DASHBOARD, plywood	1	
29	450-985	SIDE SCREEN BOX TOP SHELF	1	
30	450-990	FINISHER PIECE, side screen box, LH	1	
	450-995	FINISHER PIECE, side screen box, RH	1	
31	453-240	TOP RAIL, wood, over windscreen	1	
32	AFH2635	SOCKET, brass, top rail	2	
33	407-800	COVER, master cylinder inspection	1	LHD To (c) 4236; all RHD
34	456-870	FOOTWELL, metal	1	LHD From (c) 4237
35	ACA5300	PLUG, master cylinder inspection	1	LHD

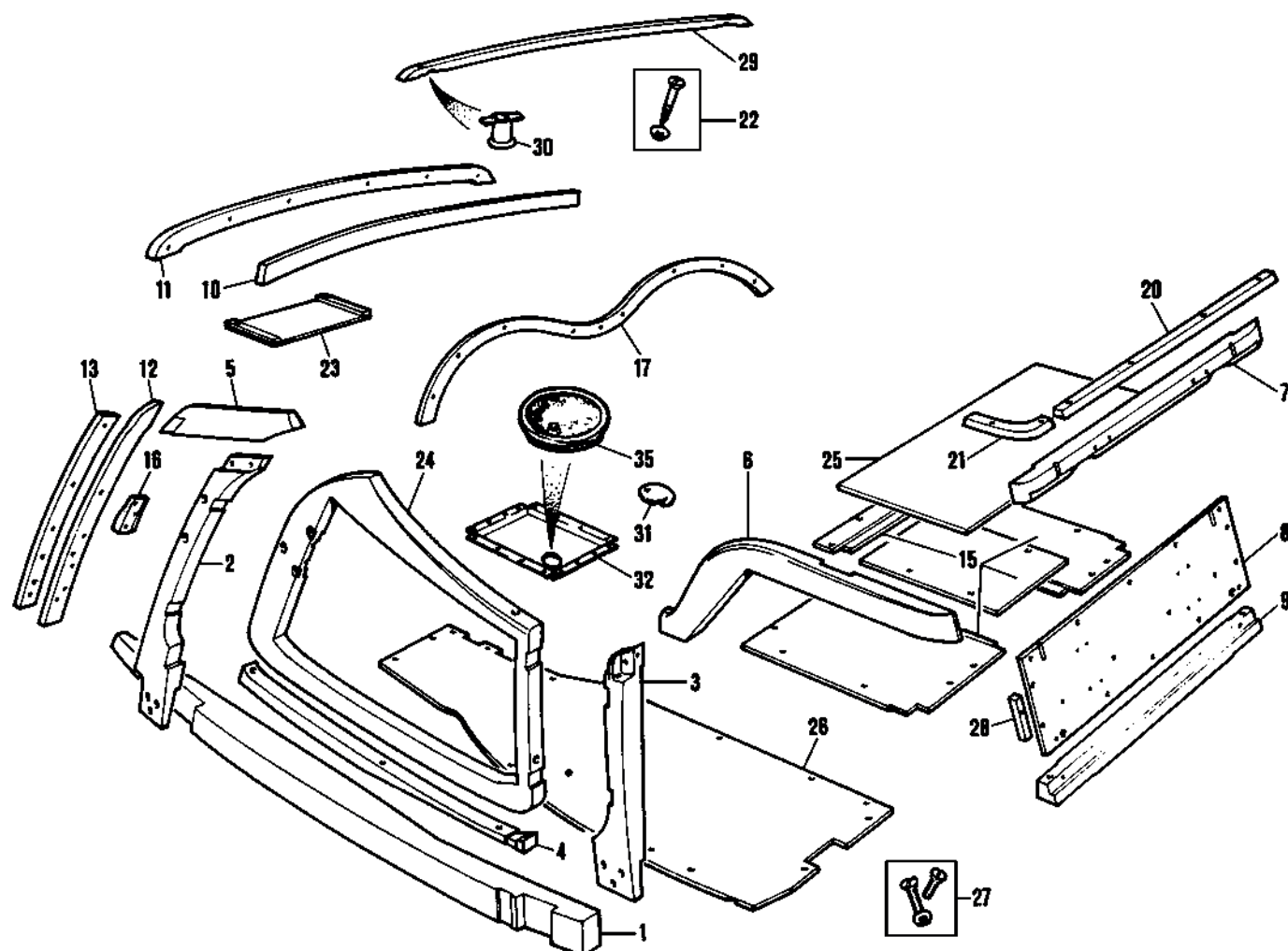


ill.	Part Number	Description	Req.	Details
<b>Body Panels, TF</b>				
1	456-490	FRONT WING, RH	1	
	456-480	FRONT WING, LH	1	
NI	236-230	WING COVER SET, pair	2	TF
(These very practical black padded vinyl wing covers are specially tailored to fit your model. Protect that expensive finish from wayward spanners and greasy hands. Both left and right covers are supplied in the set).				
3	456-670	REAR WING, RH	1	
	456-660	REAR WING, LH	1	
	323-838	SCREW & WASHER SET	1	
5	451-090	SPLASH APRON, front	1	
6	456-520	SPLASH APRON, rear	1	
7	451-740	LOUVRE PANEL, bonnet side	2	
8	457-060	RUNNING BOARD, RH	1	
	457-050	RUNNING BOARD, LH	1	
10	456-570	FRONT QUARTER PANEL, RH	1	
	456-580	FRONT QUARTER PANEL, LH	1	
11	451-398	THRESHOLD PLATE SET, pair	1	
(2 plates etched with 'The MG Car Company Ltd').				
12	456-680	REAR QUARTER PANEL, RH	1	
	456-690	REAR QUARTER PANEL, LH	1	
14	450-720	BRACKET, rear side screen, RH	1	
	450-725	BRACKET, rear side screen, LH	1	
15	451-860	SCUTTLE TOP	1	
16	456-865	SCUTTLE FRAME	1	
17	457-220	WHEEL ARCH, RH	1	
	457-230	WHEEL ARCH, LH	1	
19	457-140	REAR PANEL, between rear quarter panels	1	
20	321-768	BOLT & NUT SET	1	wing & running boards to body
	320-360	BOLT, 5/16" BSF x 3/4"	16	
	320-370	BOLT, 5/16" BSF x 1"	4	
	AJD8105Z	NUT, 5/16" BSF	8	
	AJD6308Z	BOLT, 3/8" BSF x 1"	12	
	AJD8106Z	NUT, 3/8" BSF	2	
	320-380	BOLT, 5/16" BSF x 1 1/4"	16	
	AJD8104	NUT, 1/4" BSF	14	
	BTB610	BOLT	6	
21	457-915	SIDE PANEL, bonnet, LH	1	
	457-925	SIDE PANEL, bonnet, RH	1	
22	406-935	CORNER BRACKET, LH	1	bonnet to bulkhead
	406-945	CORNER BRACKET, RH	1	
23	456-795	FUEL TANK	1	
	456-796	FUEL TANK, stainless steel	1	
24	451-658	END PANEL SET, fuel tank	1	2 chrome end panels

ill.	Part Number	Description	Req.	Details
25	451-620	STRAP, fuel tank, primed	2	
	449-000	STRAP, fuel tank, chromed	2	optional
26	407-110	TOP BRACKET	2	fuel tank strap, chromed
27	449-005	BOTTOM BRACKET, fuel tank strap	2	
28	ALK3268	BLANK NUMBER PLATE, front & rear	2	UK models
29	406-490	BRACKET, for above plate	2	
30	AAA2179	'T' BRACKET, number lamp support	1	
31	AHH5151	BRACKET, number plate assembly	1	
32	AHA5211	BACKING PLATE, number plate, rear	1	US models
33	401-970	DOOR HINGE, top, RH	1	brass
	401-960	DOOR HINGE, top, LH	1	
	401-990	DOOR HINGE, bottom, RH	1	
	401-980	DOOR HINGE, bottom, LH	1	
34	401-420	MOUNTING PLATE, door striker	2	
35	401-430	MOUNTING PLATE, door lock	2	
36	405-500	DOOR CHECK	2	
37	323-878	SCREW SET	1	for hinges, locks, strikers
38	407-810	COVER, transmission dipstick	1	
39	407-425	WING NUT, dipstick cover	1	
40	446-045	DOOR ASSEMBLY, RH	1	panelled
	446-050	DOOR ASSEMBLY, LH	1	
	449-010	DOOR SKIN, LH	1	
	449-015	DOOR SKIN, RH	1	
41	457-895	BONNET LATCH, RH	2	
	457-905	BONNET LATCH, LH	2	
42	451-825	TIE BAR, front wing	1	
43	451-885	BRACKET, tie bar, RH	1	
	451-880	BRACKET, tie bar, LH	1	
44	411-020	BRACKET, gearbox mounting	1	
45	451-680	LID, tool box	1	
46	401-695	CLIP, tool box lid	2	
47	401-685	LATCH, tool box	2	

### Body Tub Steelwork, TF

48	449-020	FRAME, body/chassis, LH	1	
	449-025	FRAME, body/chassis, RH	1	
49	409-030	REAR BODY TIE BAR	1	
50	449-035	SIDE SCREEN COMPARTMENT	1	4 piece
51	449-045	STRENGTHENER, door, RH	1	
	449-040	STRENGTHENER, door, LH	1	
52	450-780	DOOR TWIST STRIP	2	
53	450-785	BULKHEAD FOOT PLATE	1	RHD
	450-785L	BULKHEAD FOOT PLATE	1	LHD
	AJD6222Z	BOLT, 5 1/6" x 2 3/4"	18	
	AJD8105Z	NUT, 5 1/16"	18	
54	456-860	FOOT REST, on passenger floor	1	

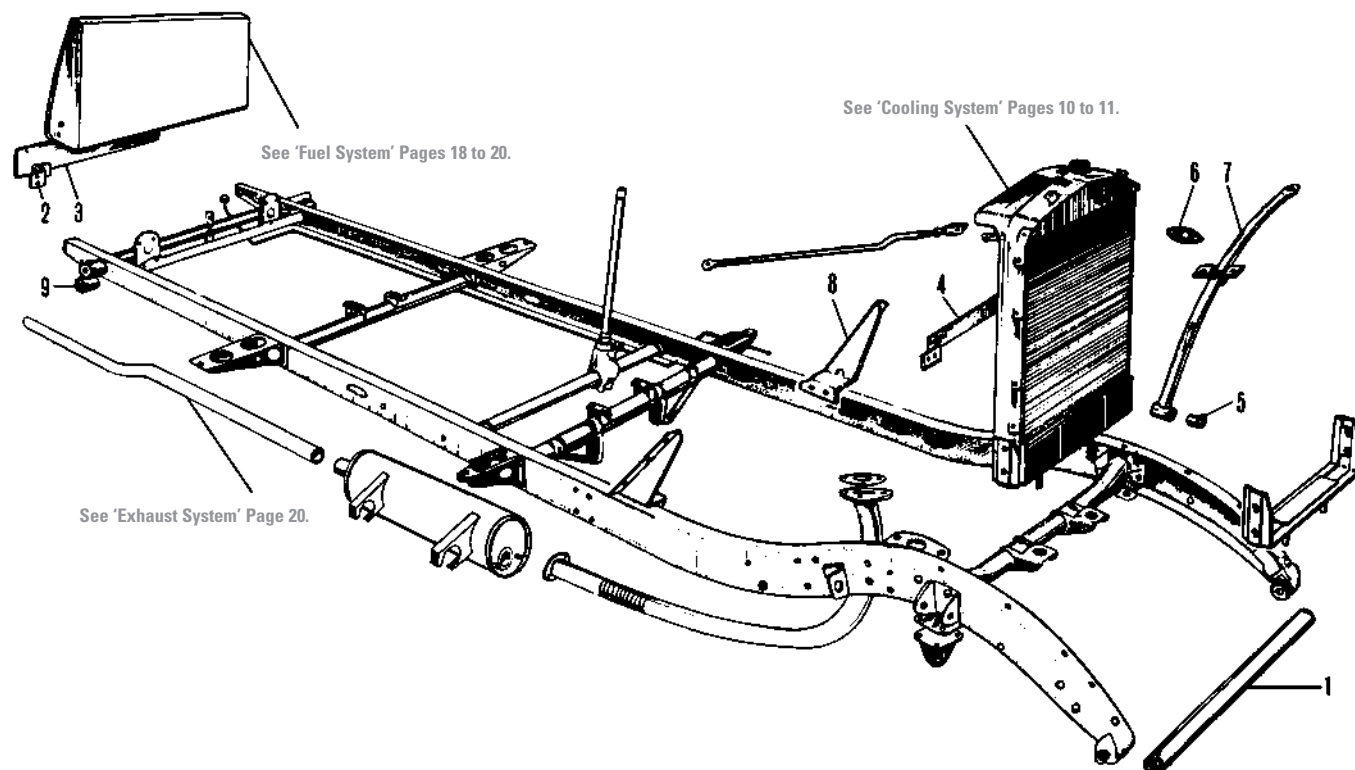


ill.	Part Number	Description	Req.	Details
<b>Body Tub, TF</b>				
	459-520	BODY TUB, RHD	1	panelled with doors & scuttle top
	449-050	BODY TUB, RHD	1	panelled without doors & scuttle top
	449-055	BODY TUB, RHD	1	assembled but un-panelled

### Timber Components, TF

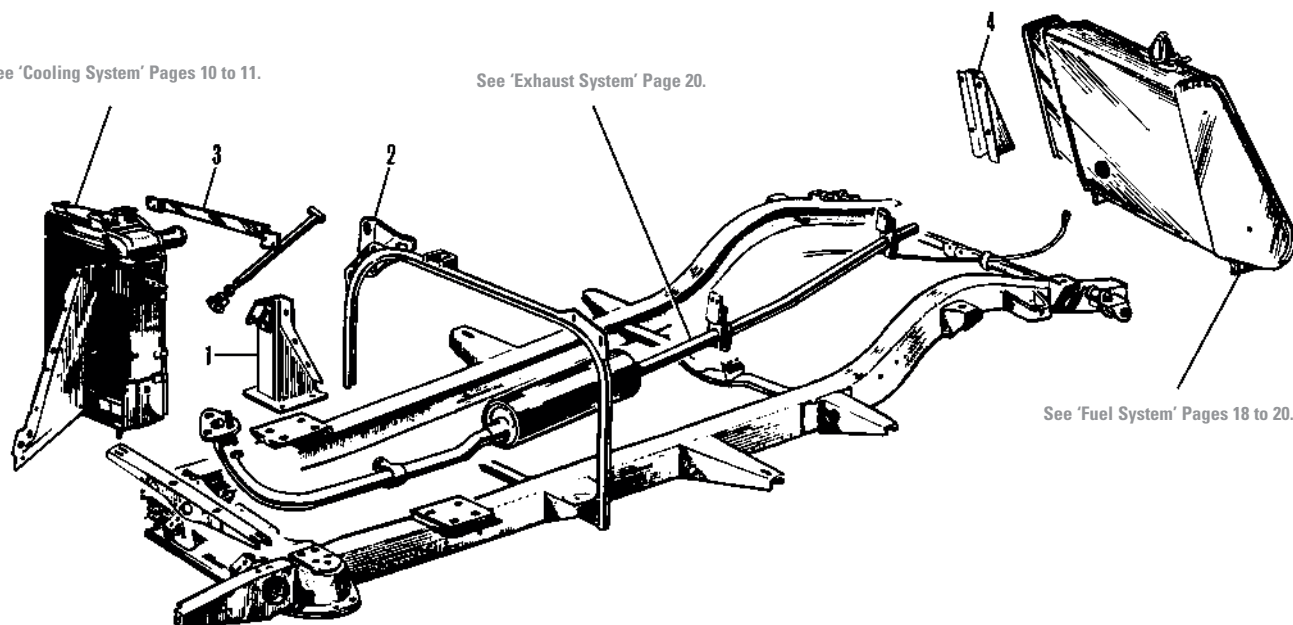
	449-565	TIMBER SET (Includes all timbers to build body frame).	1	
1	449-060	BOTTOM MAIN RAIL, LH*	1	
	449-065	BOTTOM MAIN RAIL, RH*	1	
2	449-070	FRONT BODY PILLAR, LH*	1	
	449-075	FRONT BODY PILLAR, RH*	1	
3	449-080	REAR BODY PILLAR, LH*	1	
	449-085	REAR BODY PILLAR, RH*	1	
4	449-090	UNDER DOOR RAIL, LH*	1	
	449-095	UNDER DOOR RAIL, RH*	1	
5	449-100	FRONT BODY PILLAR, 'X Piece'*	1	LH
	449-105	FRONT BODY PILLAR, 'X Piece'*	1	RH
6	449-110	REAR WHEEL ARCH, LH*	1	
	449-115	REAR WHEEL ARCH, RH*	1	
7	449-120	REAR TOP RAIL*	1	
8	449-125	REAR CENTRE PANEL*	1	
9	449-130	REAR BOTTOM RAIL*	1	
10	449-135	FRONT TOP RAIL, inner*	1	
11	449-140	FRONT TOP RAIL, outer*	1	
12	449-145	FRONT SIDE RAIL, inner, LH*	1	
	449-150	FRONT SIDE RAIL, inner, RH*	1	
13	449-155	FRONT SIDE RAIL, outer, LH*	1	

ill.	Part Number	Description	Req.	Details
	449-160	FRONT SIDE RAIL, outer, RH	1	
15	449-165	PANEL ASSEMBLY*	1	above rear axle
16	449-170	WEDGE, chassis frame to body*	1	LH
	449-175	WEDGE, chassis frame to body*	1	RH
*Note: All items are included in the TF timber set.				
17	449-180	RAIL, dashboard finisher	1	
20	449-185	RAIL, rear top finisher	1	
21	449-190	RAIL, rear corner finisher	1	LH
	449-195	RAIL, rear corner finisher	1	RH
22	323-858	SCREW SET, top finisher rail	1	13 screws & washers
23	407-710	BATTERY TRAY	1	
24	449-200	DOOR FRAME ASSEMBLY, LH	1	
	449-205	DOOR FRAME ASSEMBLY, RH	1	
25	449-210	SIDE SCREEN BOX DOOR	1	
26	449-215	FLOORBOARD, LH	1	RHD
	449-220	FLOORBOARD, RH	1	
	449-225	FLOORBOARD, LH, no footwell	1	LHD
	449-230	FLOORBOARD, RH	1	
27	323-828	SCREW & WASHER SET	1	floorboards, complete
28	449-235	WEDGE, rear body panel trim	2	
29	453-240	TOP RAIL, wood, over windscreen	1	
30	AFH2635	SOCKET, brass, top rail	2	
31	407-800	COVER, master cylinder inspection	1	RHD
32	456-870	FOOTWELL, metal	1	LHD
35	ACA5300	PLUG, master cylinder inspection	1	



See 'Cooling System' Pages 10 to 11.

See 'Exhaust System' Page 20.



See 'Fuel System' Pages 18 to 20.

ill.	Part Number	Description	Req.	Details
------	-------------	-------------	------	---------

**Chassis Frame & Fittings, TA-TB & TC**

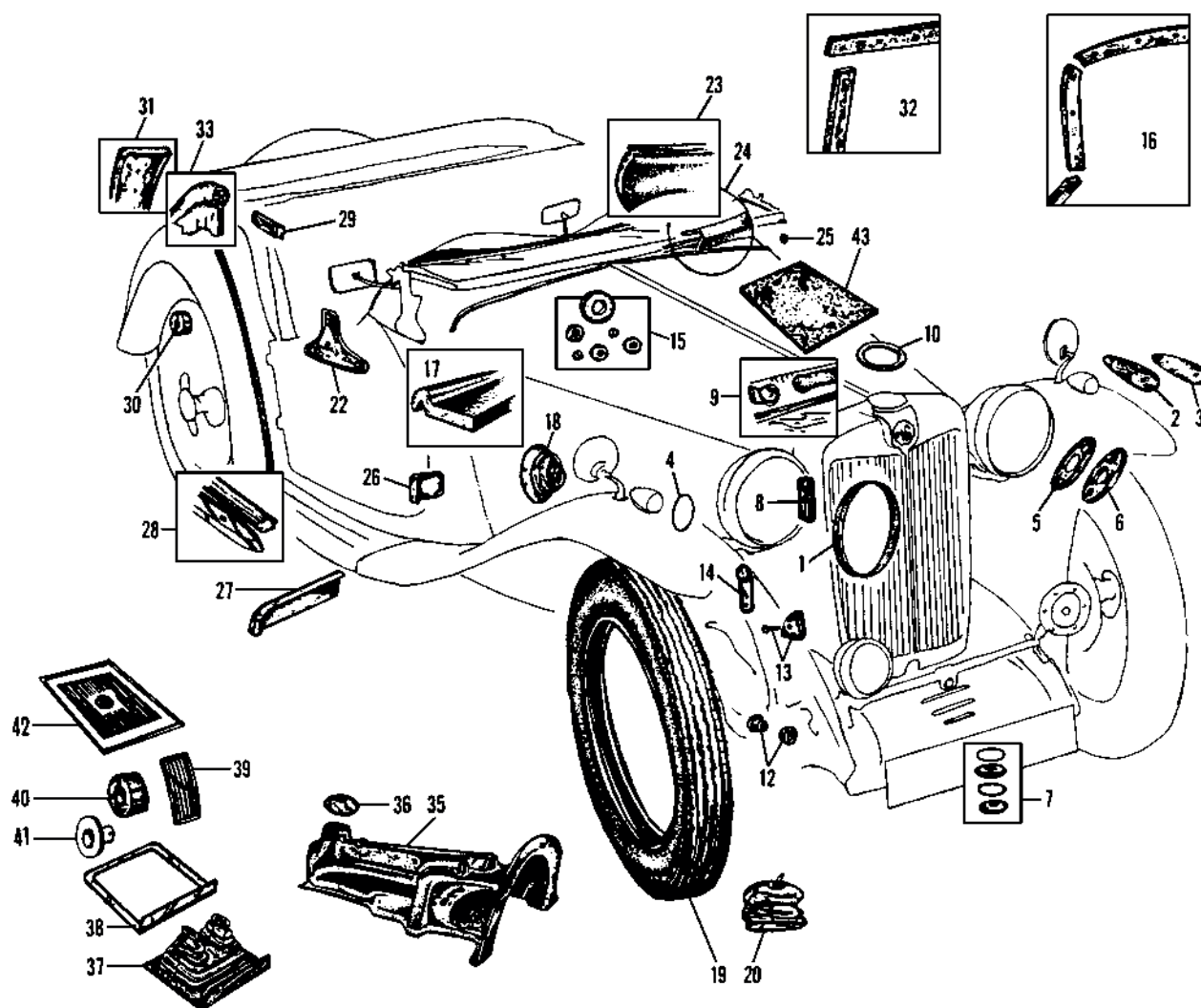
1	451-190	FRONT CHASSIS CROSS MEMBER	1	
2	406-330	MOUNTING BRACKET, number plate	2	
3	450-045	BLANK PLATE, round rear lamps	1	TA To (c) 1789
	451-725	BLANK PLATE, 'D' rear lamps	1	TA From (c) 1790, TB & TC
4	451-100	TIE BRACKET, headlamp mounting	1	
5	1B8347	BUSH, wing brace	4	
6	280-090	PAD, wing to brace	2	
7	451-830	FRONT WING BRACE, LH	1	
	451-835	FRONT WING BRACE, RH	1	
8	452-700	SUPPORT BRACKET, bulkhead, LH	1	
	452-710	SUPPORT BRACKET, bulkhead, RH	1	
9	PW072	TRUNNION BUSH REPAIR, RH	1	TA & TB
	PW072A	TRUNNION BUSH REPAIR, LH	1	

(Also known as sliding bush).

ill.	Part Number	Description	Req.	Details
------	-------------	-------------	------	---------

**Chassis Frame & Fittings, TD & TF**

1	449-570	BULKHEAD FOOT, RH	1	
	449-575	BULKHEAD FOOT, LH	1	
2	449-580	BRACKET, roll bar to body, RH	1	
	449-585	BRACKET, roll bar to body, LH	1	
3	451-100	TIE BRACKET, headlamp mounting	1	TD
4	449-595	BRACKET, tank support	2	TD
	449-600	BRACKET, tank support	2	TF

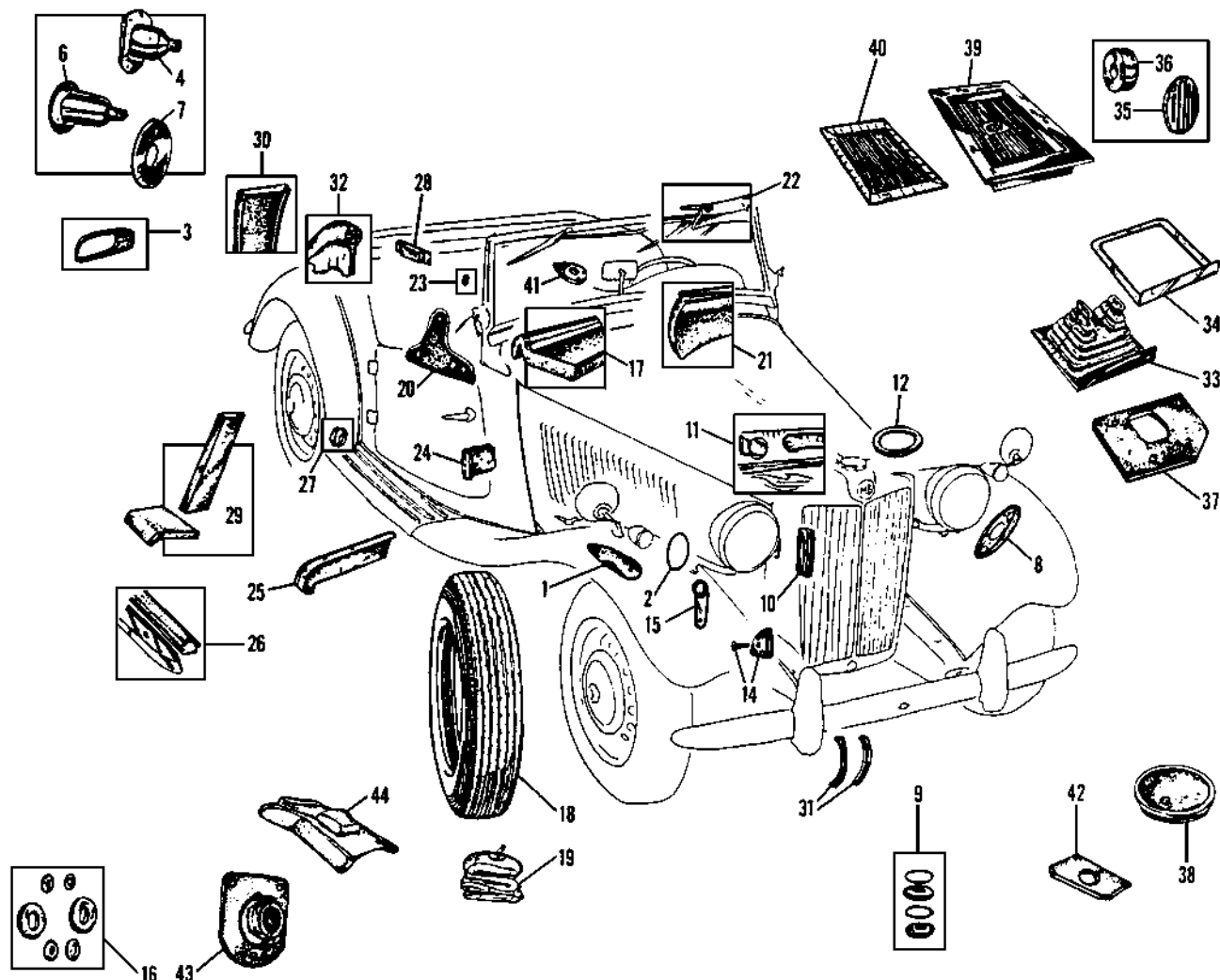


ill. Part Number Description Req. Details

### Rubber Fittings, TA-TB & TC

1	281-098	SEAL SET, headlamp	1	2 seals
2	281-078	PAD SET, wing to brace	1	2 pads
3	281-068	PAD SET, parking lamp	1	2 pads
4	281-088	RING SET, parking lamp lens	1	2 rings
5	281-048	PAD SET, headlamp bracket to wing	1	2 pads
6	281-058	PAD SET, wing to brace	1	2 pads
7	281-648	MOUNTING SET, radiator, 8 pieces	1	includes steel rings
8	281-018	FERRULE SET, radiator shell	1	2 ferrules
9	408-255	STRIP, radiator shell lacing	1	canvas
10	280-020	SEAL, radiator cap	1	
12	1B8347	BUSH, wing brace	4	
	320-610	BOLT, for above	2	
	AJD8106Z	NUT, for above	2	
	AHH6006	SPACER, for above	2	
13	281-118	CORNER SET, bonnet, 8 pieces	1	includes rivets
14	406-828	BUFFER PLATE SET, bonnet	1	4 buffers & plates
15	281-128	GROMMET SET, bulkhead	1	6 grommets
16	280-918	COWL SET, bulkhead to body	1	5 pieces
17	280-250	STRIP, cowl to bonnet	1	
18	280-380	EXCLUDER	1	bulkhead to steering column
19	454-700	TYRE, 4.50 x 19", Ensign	5	original tyres
20	454-410	INNER TUBE, 4.50 x 19"	5	
22	281-178	PAD SET, windscreen bracket to cowl	1	2 pads
23	280-290	STRIP, windscreen frame to cowl	1	under windscreen
24	280-300	STRIP, windscreen glass to frame	1	

ill.	Part Number	Description	Req.	Details
25	280-270	GROMMET, windscreen wiper wire	1	in cowl
26	281-198	BUFFER SET, door to body	1	4 buffers
27	281-218	PAD SET, wing to running board	1	2 pads
28	281-008	STRIP SET, running board (6 pieces aluminium & rubber).	1	TA & TB
	281-238	STRIP SET, running board (4 pieces aluminium & rubber).	1	TC
	280-059	BOLT & NUT SET, running board strips	1	TA-TC
29	281-208	BUFFER SET, hood bow	1	2 buffers
30	281-308	BUSH SET, fuel tank to wing	1	2 bushes
31	281-298	STRIP SET, fuel tank strap	1	2 strips
32	280-928	TANK SET, tank to body & chassis	1	5 pieces
33	249-120	BLACK PIPING SET, 9 yards	1	
	249-220	RED PIPING SET, 9 yards	1	
	249-320	GREEN PIPING SET, 9 yards	1	exterior set
	249-370	CREAM PIPING SET, 9 yards	1	
	249-250	BISCUIT PIPING SET, 9 yards	1	
35	281-288	GEARBOX COVER	1	
36	280-470	SNUG, gearshift lever	1	
37	280-420	FUME EXCLUDER	1	brake & clutch pedal
38	406-700	RETAINING PLATE, fume excluder	1	steel
39	280-440	PAD, brake & clutch pedal	2	
40	408-680	ROLLER, accelerator pedal	1	hard plastic
41	408-685	BUSH, for roller	1	steel
42	280-995	HEEL MAT, on driver's floor	1	as original
43	280-700	PAD, under battery	1	TC



ill. Part Number

Description

Req.

Details

### Rubber Fittings, TD

1	281-068	PAD SET, parking lamp	1	2 pads
2	281-088	RING SET, parking lamp	1	2 rings
3	57H5368	SEAL, number plate lamp	1	
4	280-510	BODY, rectangular tail lamp	2	To (c) 21302
6	37H5481	BODY, round tail lamp	2	From (c) 21303
7	281-338	PAD SET, round lamp to wing	1	
8	281-048	PAD SET, headlamp bracket to wing	1	2 pads
9	281-648	MOUNTING SET, radiator, 8 pieces	1	includes steel rings
10	281-018	FERRULE SET, radiator shell	1	2 ferrules
11	408-255	STRIP, radiator shell lacing	1	
12	280-020	SEAL, radiator cap	1	
14	281-118	CORNER SET, bonnet, 8 pieces	1	includes rivets
15	406-828	BUFFER PLATE SET, bonnet	1	4 buffers & plates
16	281-138	GROMMET SET, bulkhead	1	6 grommets
	600395	GROMMET, temperature gauge	1	
17	280-250	STRIP, cowl to bonnet	1	
18	454-710	TYRE, 5.50 x 15", Dunlop	5	similar to
19	454-420	INNER TUBE, 5.50 x 15", Dunlop	5	original tyres
20	281-188	PAD SET, windscreen bracket to cowl	1	2 pads
21	280-290	STRIP, windscreen frame to cowl	1	under windscreen
22	280-300	STRIP, windscreen glass to frame	1	
23	280-270	GROMMET, windscreen wiper wire	1	in cowl
24	281-198	BUFFER SET, door to body	1	4 buffers

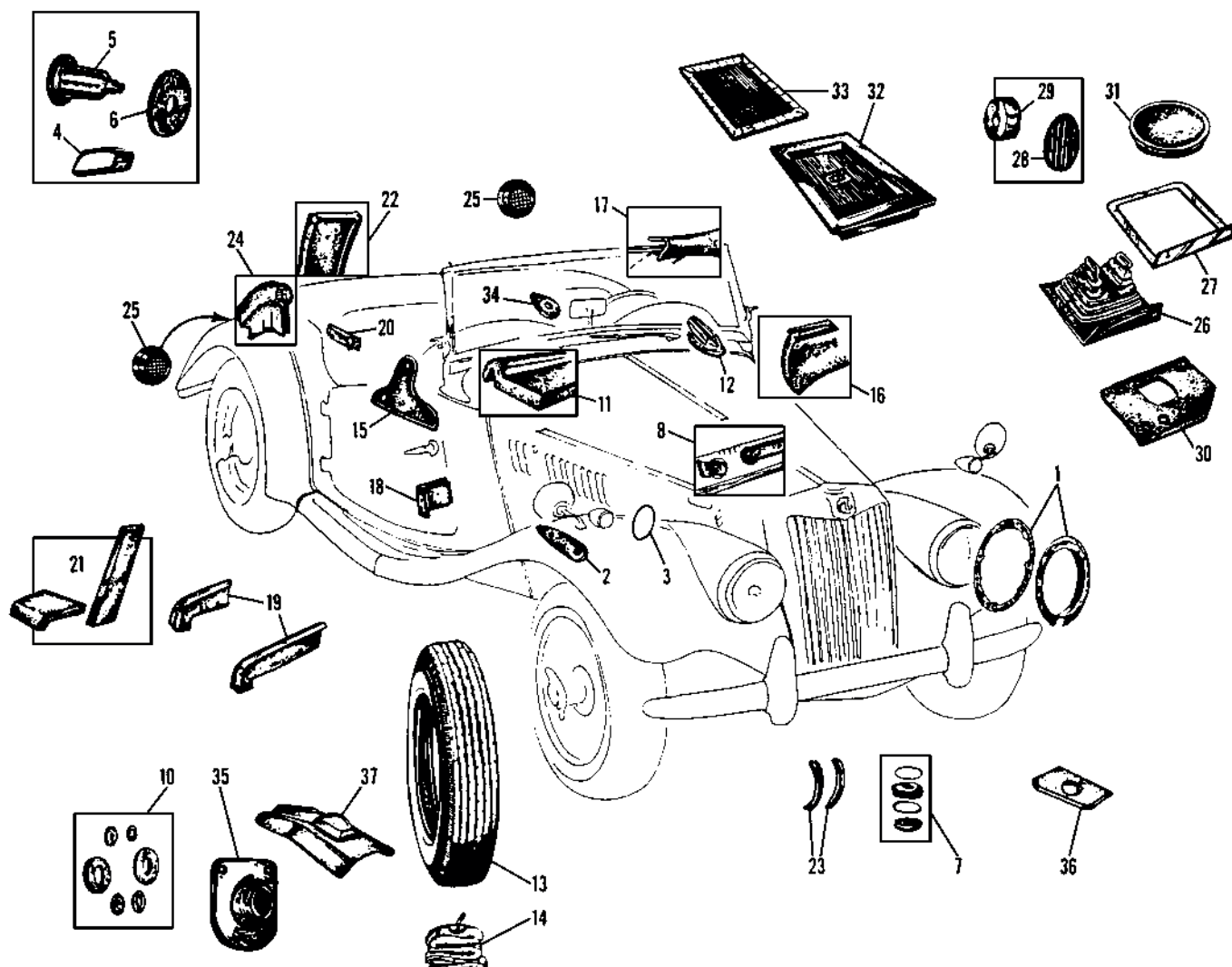
ill. Part Number

Description

Req.

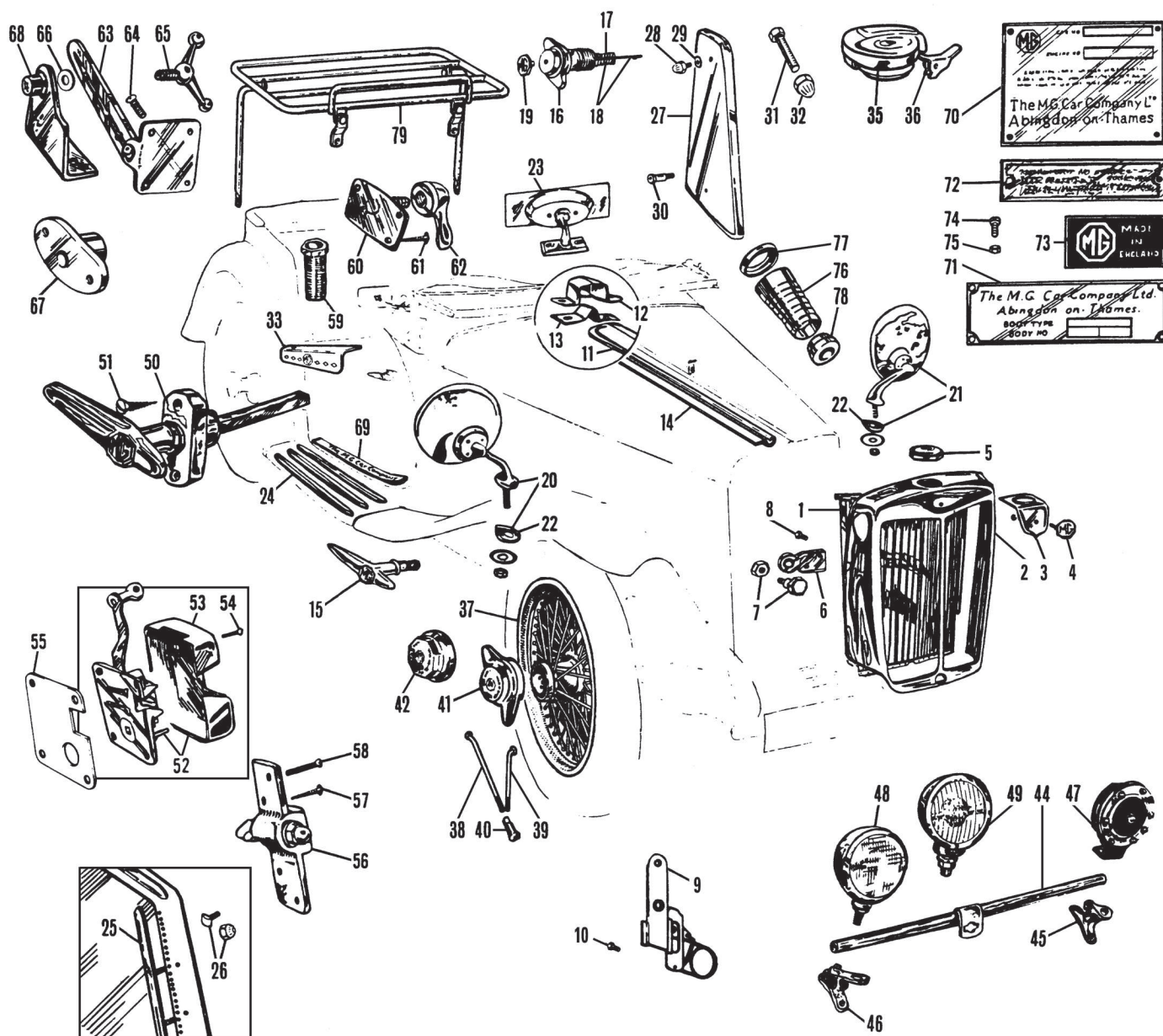
Details

25	281-218	PAD SET, wing to running board	1	2 pads
26	281-248	STRIP SET, running board	1	6 pieces, aluminium & rubber
	280-059	BOLT & NUT SET, running board strips	1	
27	281-258	BUSH SET, wing to running board	1	2 bushes
28	281-208	BUFFER SET, hood bow	1	2 buffers
29	281-798	PAD SET, fuel tank to chassis	1	4 pads
30	281-298	STRIP SET, fuel tank strap	1	2 strips
31	37H9871M	PACKING SET, overrider to bumper	1	8 strips
32	249-120	BLACK PIPING SET, 9 yards	1	
	249-220	RED PIPING SET, 9 yards	1	
	249-320	GREEN PIPING SET, 9 yards	1	exterior set
	249-370	CREAM PIPING SET, 9 yards	1	
	249-250	BEIGE PIPING SET, 9 yards	1	
33	280-420	FUME EXCLUDER	1	brake & clutch pedal
34	406-700	RETAINING PLATE, pedal excluder	1	steel
35	ACA5359	PAD, brake & clutch pedal	2	
36	408-690	ROLLER, accelerator pedal	1	hard plastic
37	280-430	PAD, floorboard to pedal box	1	
38	ACA5300	PLUG, master cylinder inspection	1	LHD From (c) 4237, all RHD
39	280-400	FOOTWELL, driver's floor	1	
40	CRM2001X	HEEL MAT, driver's floor	1	LHD To (c) 4236, all RHD
41	280-260	PAD, interior mirror	1	
42	282-670	PAD, under floor & around roll bar	2	
43	454-040	FUME EXCLUDER	1	steering column, leather
44	282-680	RUBBER SNUG	1	gearshift remote control



ill.	Part Number	Description	Req.	Details
<b>Rubber Fittings, TF</b>				
1	281-108	SEAL SET, headlamp	1	4 seals
2	281-068	PAD SET, parking lamp	1	2 pads
3	281-088	RING SET, parking lamp	1	2 rings
4	57H5368	SEAL, number plate lamp	1	
5	37H5481	BODY, tail lamp	2	
6	281-338	PAD SET, tail lamp to wing	1	2 pads
7	281-648	MOUNTING SET, radiator, 8 pieces	1	includes steel rings
8	280-010	STRIP, radiator shell lacing	1	
10	281-138	GROMMET SET, bulkhead	1	6 grommets
11	280-250	STRIP, cowl to bonnet	1	
12	280-280	GROMMET, wiper shaft	2	single grommet
	600395	GROMMET, temperature gauge	1	
13	454-710	TYRE, 5.50 x 15", Dunlop	5	similar to
14	454-420	INNER TUBE, 5.50 x 15", Dunlop	5	original tyre
15	281-188	PAD SET, windscreen bracket to cowl	1	2 pads
16	280-290	STRIP, windscreen frame to cowl	1	under windscreen
17	280-300	STRIP, windscreen glass to frame	1	
18	281-198	BUFFER SET, door to body	1	4 buffers
19	281-218	PAD SET, wing to running board	2	2 pads
20	281-208	BUFFER SET, rear side-screen to hood	1	2 buffers
21	281-798	PAD SET, fuel tank to chassis	1	4 pads
22	281-298	STRIP SET, fuel tank strap	1	2 strips
23	37H9871M	PACKING SET, overrider to bumper	1	8 strips

ill.	Part Number	Description	Req.	Details
24	249-120	BLACK PIPING SET, 9 yards	1	exterior set
	249-220	RED PIPING SET, 9 yards	1	
	249-320	GREEN PIPING SET, 9 yards	1	
	249-370	CREAM PIPING SET, 9 yards	1	
	249-250	BEIGE PIPING SET, 9 yards	1	
25	144-600	REFLECTOR	2	
26	280-420	FUME EXCLUDER	1	brake & clutch pedal
27	406-700	RETAINING PLATE, pedal excluder	1	steel
28	ACA5359	PAD, brake & clutch pedal	2	
29	408-690	ROLLER, accelerator pedal	1	hard plastic
30	280-430	PAD, floorboard to pedal box	1	
31	ACA5300	PLUG, master cylinder inspection	1	LHD only
32	280-400	FOOTWELL, driver's floorboard	1	RHD only
33	CRM2001X	HEEL MAT, driver's floorboard	1	
34	280-260	PAD, interior mirror	1	
35	454-040	FUME EXCLUDER	1	steering column, leather
36	282-670	PAD, under floor & around roll bar	2	
37	282-680	RUBBER SNUG	1	gearshift remote control
	AAA260C	PAD SET, fuel pump	1	2 pads



### Exterior Body Fittings & Chrome Trim, TA-TB & TC

#### Radiator Shell & Grille

ill.	Part Number	Description	Req.	Details
1	454-170	SLATS, radiator shell, primed	1	
2	454-757	RADIATOR SHELL	1	
	SF604041	BOLT, radiator shell	8	
3	202-050	FALSE NOSE, radiator shell	1	
4	E103	MEDALLION, radiator shell	1	brown & cream
5	202-010	RADIATOR CAP	1	
6	202-030	BRACKET, headlamp	2	through radiator shell
7	321-288	BOLT & NUT SET, outer bracket	2	1 of each, chrome
8	AJD6155Z	BOLT, inner bracket, not chrome	4	

Note: Additional radiator parts are listed on page 11.

#### Bonnet Items & Miscellaneous Body Fittings

9	406-855	BRACKET, bonnet catch, RH	2	cadmium plated
	406-860	BRACKET, bonnet catch, LH	2	
10	158-018	SCREW, bonnet catch	a/r	
11	453-050	STRIP, centre bonnet	1	chrome plated brass
12	407-200	OUTER SUPPORT, bonnet strip	2	chrome
13	407-300	INNER SUPPORT, bonnet strip, steel	2	
14	451-675	HINGE PLATE, welded to bonnet	2	
15	406-850	BONNET HANDLE, RH	2	

ill.	Part Number	Description	Req.	Details
	406-840	BONNET HANDLE, LH	2	
16	200-250	WHEEL SPINNER, spare wheel	1	does not incl. key & spring
17	200-265	SPRING	1	
18	200-255	KEY & SPRING, with collar	1	
19	AAA523	MEDALLION, spare wheel spinner	1	
20	WM1904	MIRROR, convex lens, wing, RH	1	Tourist Trophy
21	WM1905	MIRROR, convex lens, wing, LH	1	Long arm style
22	280-140	PAD, wing mirror, rubber	2	accessory
23	633-570	DASH MIRROR, rear view	1	period accessory
24	281-008	STRIP SET, running board, 12 pieces	1	TA & TB
	281-238	STRIP SET, running board, 8 pieces	1	TC
	280-058	BOLT & NUT SET, running board strips	1	TA-TC
25	252-098	STRIP SET, side screen, incl. hardware	1	TA & TB
	252-108	STRIP SET, side screen, incl. hardware	1	with unfinished ends
				TC
				with spoon ends
26	252-008	BOLT & NUT SET, side screen strip	1	contains 63 of each
27	451-638	END PANEL SET, fuel tank	1	2 end panels
28	320-830	ACORN BOLT, fuel tank end panel	4	
29	WC106042	WASHER, end panel acorn bolt	4	
30	320-840	BOLT, rear wing to fuel tank	2	not chrome
31	320-400	BOLT, fuel tank strap mounting	2	not chrome
32	311-160	ACORN NUT, fuel tank strap bolt	2	
33	229-655	DOOR TOP ARMREST SET	1	chrome, accessory
35	407-090	FUEL CAP, original	1	
36	407-105	RELEASE LEVER, fuel cap	1	

ill.	Part Number	Description	Req.	Details
<b>Wire Wheels</b>				
37	454-607	WIRE WHEEL, painted, outer laced 19"	5	TA To (c) 1769
	454-600	WIRE WHEEL, painted	5	TA From (c) 1770 & TB
	454-795	WIRE WHEEL, chrome	5	TC, centre laced 19"
38	200-010	SPOKE, standard, long-outer	80	TA From (c) 1770 & TB,
39	200-020	SPOKE, standard, short-inner	160	TC & centre laced 19"
40	7H1709	NIPPLE, stainless steel	a/r	
41	AHH7317A	WHEEL SPINNER, 2-eared, RH	4	
	AHH7318A	WHEEL SPINNER, 2-eared, LH	4	with MG motif
42	AHH7315A	WHEEL SPINNER, octagonal, RH	4	
	AHH7316A	WHEEL SPINNER, octagonal, LH	4	

**Badge Bar**

44	451-070	BADGE BAR	1	
45	406-310	BRACKET, badge bar, LH	1	cast iron
	AJD6108Z	BOLT for above	2	
46	406-320	BRACKET, badge bar, RH	1	cast iron
	AJD6108Z	BOLT for above	2	
47	165-900	HORN	1	exact reproduction of the TC original
48	169-020	FOG LAMP	1	TA-TB & TC To (c) 4738
		(Exact reproduction of Lucas FT27).		
	146-300	NUT, lamp fixing	1	
49	169-000	FOG LAMP	1	TC From (c) 4739
		(Exact reproduction of Lucas SFT462).		
	146-300	NUT, lamp fixing	1	

**Handles/Locks, ID Plates & Miscellaneous Fittings**

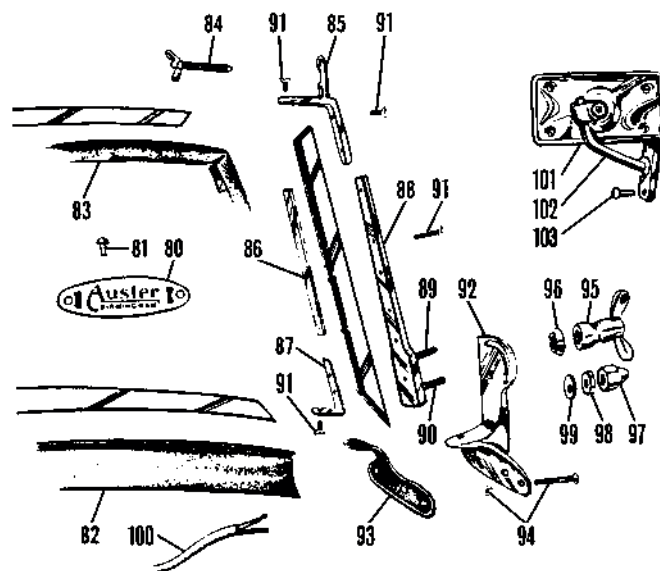
50	401-490	EXTERIOR HANDLE, RH	1	
	401-480	EXTERIOR HANDLE, LH	1	
51	323-540	SCREW, handle securing	4	
52	401-200	DOOR LOCK, RH	1	includes cover
	401-100	DOOR LOCK, LH	1	and screws
53	401-250	COVER, door lock, RH	1	
	401-150	COVER, door lock, LH	1	
54	323-718	SCREW SET, door lock cover	1	4 screws
55	401-170	SHIM, door lock, 1/16"	a/r	
56	401-308	STRIKER PLATE & WEDGE	2	includes screws
	401-093	STRIKER, wedge, door lock	2	
57	323-540	WOOD SCREW, striker securing	4	
58	323-390	MACHINE SCREW, striker securing	4	
59	405-400	SOCKET, side screen, in door top	2	
60	408-615	PLATE, side screen mounting	4	TA & TB
	405-200	PLATE, side screen mounting	4	TC, illustrated
61	323-540	WOOD SCREW, side screen plate	12	TA-TB & TC
	323-390	MACHINE SCREW, side screen plate	4	TC
62	MB19331	NUT, side screen plate	4	
63	406-110	BRACKET, seat back	2	
64	323-090	SCREW, seat back bracket	8	
65	406-100	WING BOLT, seat adjusting	2	
66	324-610	FIBRE WASHER	2	
67	408-625	BRACKET, wheel arch, RH	1	TA & TB
	408-635	BRACKET, wheel arch, LH	1	
68	406-130	BRACKET, RH wheel arch	1	TC
	406-120	BRACKET, LH wheel arch	1	
69	451-398	THRESHOLD PLATE SET, pair	1	
		(2 plates etched with 'The MG Car Company Ltd').		
70	408-405	CHASSIS ID PLATE	1	TA
	408-415	CHASSIS ID PLATE	1	TB
	408-700	CHASSIS ID PLATE	1	TC
71	408-730	BODY ID PLATE	1	
72	408-780	PATENT NUMBER PLATE	1	
73	408-760	'MADE IN ENGLAND' PLATE	1	
74	FAS3	SCREW, brass, ID plates	a/r	
75	FAS4	NUT, ID plate screw	a/r	
76	1D6163	SPRING COVER, steering column	1	TA late, TB & TC
77	108611	CAP, spring cover	1	spline fitting type
78	262-290	WASHER, spring cover, not chrome	1	wheel only

**Boot Rack, (Factory Style)**

79	244-400	BOOT RACK	1	chrome
	244-410	BOOT RACK	1	stainless steel

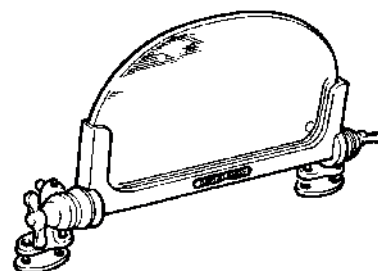
**Windscreen Components**

80	CRCP329	'AUSTER' NAME PLATE	1	
81	FAS1	RIVET, name plate securing	2	
82	280-290	STRIP, frame to cowl, rubber	1	
83	280-300	STRIP, glass to frame, rubber	1	
84	AAA5166	WING BOLT, hood to windscreen	2	



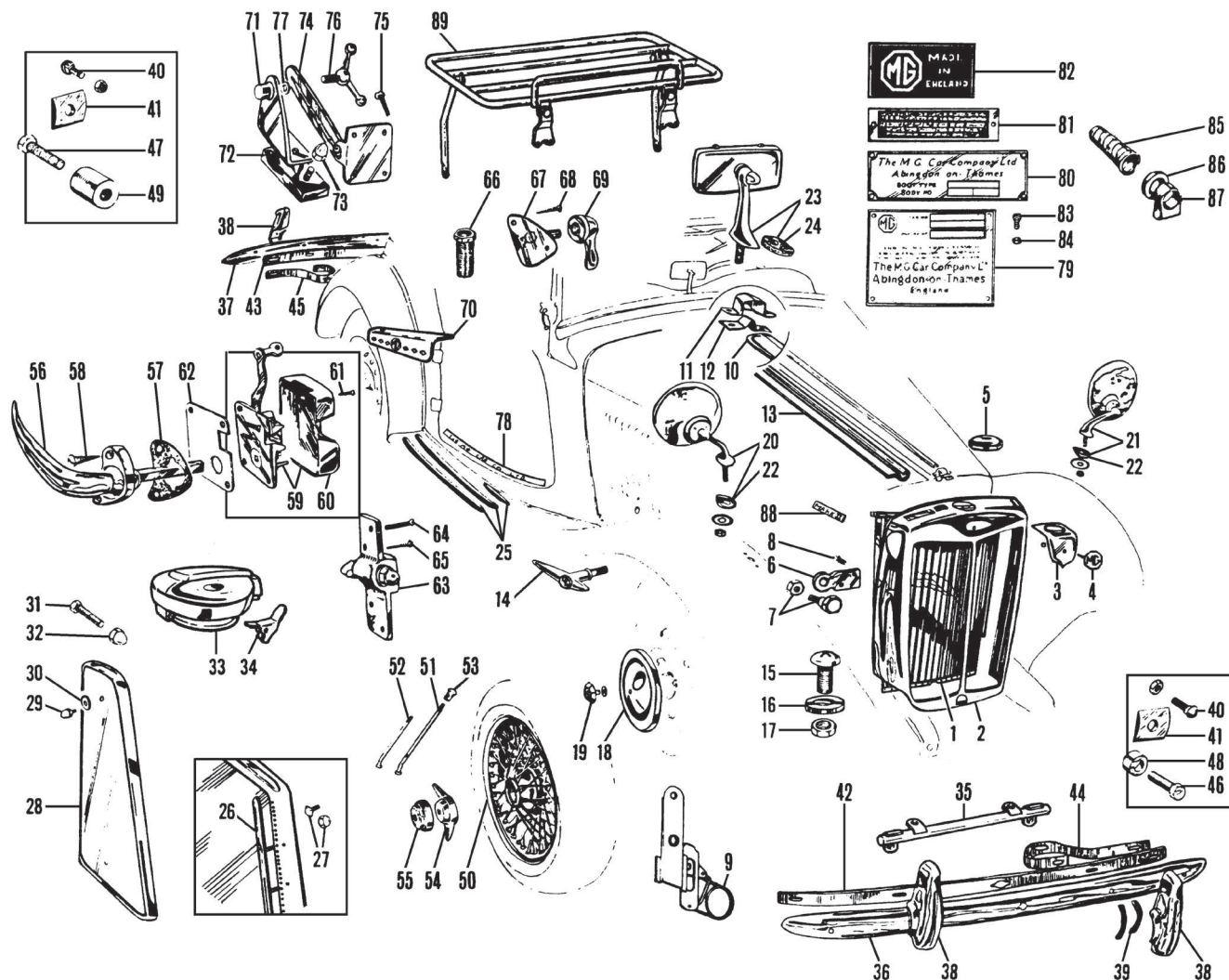
ill.	Part Number	Description	Req.	Details
85	408-600	TOP CORNER BRACKET, LH	1	drilled
	408-610	TOP CORNER BRACKET, RH	1	
	408-607	TOP CORNER BRACKET, LH	1	not drilled
	408-617	TOP CORNER BRACKET, RH	1	
86	408-820	THREADED STRIP, side windscreen	2	
87	408-620	BRACKET, bottom corner	2	
88	408-235	SIDE SUPPORT, LH	1	
	408-245	SIDE SUPPORT, RH	1	
89	408-285	STUD, upper	2	windscreen
90	408-295	STUD, lower	2	side support
91	323-908	SCREW SET, windscreen frame	1	28 screws
92	408-655	COWL BRACKET, LH	1	
	408-665	COWL BRACKET, RH	1	
93	281-178	PAD SET, bracket to cowl	1	2 rubber pads
94	323-778	SCREW SET, bracket to cowl	1	6 screws & nuts
95	225-400	WING NUT	2	
96	408-660	CONE SPACER, wing nut	2	
97	311-170	DOME NUT, side support	2	
98	311-180	LOCK NUT, dome nut	2	
99	408-650	'D' WASHER, lock nut	2	
100	162-020	WIPER 'WIRE', wiper motor, 8'	1	
	280-270	GROMMET, wiper wire	1	
101	407-350	MIRROR, windscreen, RH	1	with bracket
	407-347	MIRROR HEAD	1	TC type without medallion
	407-357	GLASS MIRROR	1	convex
102	407-400	BRACKET, for mirror, RH	1	
	407-500	BRACKET, for mirror, LH*	1	optional
103	323-090	SCREW	2	

\*Note: See page 57 for alternative LH mirror bracket, (that does not require drilling).

**Brooklands Type Aero-Screens**

This period style aero-screen incorporates a polished cast aluminium frame, chrome plated brass fittings and laminated safety glass. While similar to factory aero-screens they do not fit directly onto the T Series scuttle, mounting brackets are therefore supplied, sold individually.

700896	AERO-SCREEN KIT, reproduction	2
AD606063	SCREW, foot to scuttle	8



ill. Part Number

Description

Req. Details

**Exterior Body Fittings & Chrome Trim, TD****Radiator Shell & Grille**

1	454-170	SLATS, radiator shell, primed	1	
2	454-757	RADIATOR SHELL	1	
3	202-050	FALSE NOSE, radiator shell	1	
4	E103	MEDALLION, radiator shell	1	brown & cream
5	202-010	RADIATOR CAP	1	
6	202-030	BRACKET, headlamp	2	through radiator shell
7	321-288	BOLT & NUT SET, outer bracket	2	1 of each, chrome
8	AJD6155Z	BOLT, inner bracket, not chrome	4	

\*Note: Additional radiator parts are listed on page 11.

**Bonnet Items & Miscellaneous Body Fittings**

9	406-855	BRACKET, bonnet catch, RH	2	
	406-860	BRACKET, bonnet catch, LH	2	
10	453-050	STRIP, centre bonnet	1	chrome plated brass
11	407-200	OUTER SUPPORT, bonnet strip	2	chrome
12	407-300	INNER SUPPORT, bonnet strip	2	steel
13	451-675	HINGE PLATE, welded to bonnet	2	
14	406-850	BONNET HANDLE, RH	2	
	406-840	BONNET HANDLE, LH	2	
15	323-160	SCREW, splash apron	6	
16	324-455	WASHER, splash apron screw	6	
17	AJD8105Z	NUT, splash apron screw	a/r	
18	ACH8304	HUB CAP, includes medallion	5	original type
	200-235	HUB CAP, with hole	5	less medallion
19	200-277	MEDALLION	5	
20	WM1904	MIRROR, convex lens, wing, RH	1	Tourist Trophy
21	WM1905	MIRROR, convex lens, wing, LH	1	Long arm style
22	280-140	PAD, wing mirror, rubber	2	period accessory
23	165-090	DASH MIRROR, rear view	1	
24	280-260	PAD, dash mirror, rubber	1	

ill. Part Number

Description

Req. Details

25	281-248	STRIP SET, running board	1	6 pieces aluminium & rubber
	280-059	BOLT & NUT SET, running board strips	1	
26	252-208	STRIP SET, side screen	1	2 bow hoods To (c) 20695 RHD (c) 20373 LHD, with 2 free standing metal bows
	252-308	STRIP SET, side screen	1	3 bow hoods From (c) 20696 RHD (c) 20374 LHD, with 3 free-standing metal bows
27	252-018	BOLT & NUT SET, side screen strip	1	58 of each
28	451-648	END PANEL SET, fuel tank	1	2 end panels
29	320-830	ACORN BOLT, fuel tank end panel	4	
30	WC106042	WASHER, end panel acorn bolt	4	
31	320-400	BOLT, fuel tank strap mounting	4	not chrome
32	311-160	ACORN NUT, fuel tank strap bolt	4	
33	407-090	FUEL CAP	1	TC type
34	407-105	RELEASE LEVER, fuel cap	1	
35	451-060	BADGE BAR	1	

**Bumpers & Fittings**

36	AAA4936	BUMPER FACE BAR, front	1	
37	AAA4941	BUMPER FACE BAR, rear	1	
38	27H9612	OVERRIDE, front & rear	4	with bolts
39	37H9871M	PACKING SET, override	1	8 pieces
40	554700K	BOLT, bumper, with nut	5	
41	ACC5811	PACKING, bumper to back bar	10	4 front - 6 rear
42	AAA4937	BACK BAR, front bumper	1	
43	453-060	BACK BAR, rear bumper	1	
44	454-020	BRACKET, front bumper	2	
45	454-030	BRACKET, rear bumper	2	
46	320-720	BOLT, front bracket to chassis	2	
47	320-730	BOLT, rear bracket to chassis	2	
48	400-100	SPACER, front bracket to chassis	2	
49	400-200	SPACER, rear bracket to chassis	2	

ill. Part Number Description Req. Details

Wire Wheel Conversion Kit

The following wire wheel conversion kits are designed to convert your disc wheeled TD to wire wheels. Each kit includes four splined hubs, four brake drums, one spare wheel adaptor with spinner (to convert spare wheel carrier to wire wheels), and all the studs, nuts, etc... for an easy installation. These kits will enhance the appearance of any TD and are identical to the original factory option for the TF.

Note: Our conversion kits do not include wheel or spinners. Parts required in addition to the conversion kit are listed here.

111-518	WIRE WHEEL CONVERSION KIT	1	
---------	---------------------------	---	--

Wire Wheels

50	WWP450	WIRE WHEEL, painted	5	48 spoke
	WWC450	WIRE WHEEL, chrome	5	
	WWP452	WIRE WHEEL, painted	5	60 spoke
	WWC452	WIRE WHEEL, chrome	5	
51	7H1805	SPOKE, long-outer, standard	80	48 spoke
	7H1805CP	SPOKE, long-outer, chrome	80	
	17H8619	SPOKE, long-outer, standard	100	60 spoke
	17H8619CP	SPOKE, long-outer, chrome	100	
52	7H1806	SPOKE, short-inner, standard	160	48 spoke
	7H1806CP	SPOKE, short-inner, chrome	160	
	17H8620	SPOKE, short-inner, standard	200	60 spoke
	17H8620CP	SPOKE, short-inner, chrome	200	
53	7H1709	NIPPLE, stainless steel	a/r	
	37H3651	NIPPLE, chrome	a/r	
54	AHH7317A	WHEEL SPINNER, 2-eared, RH	4	with MG motif
	AHH7318A	WHEEL SPINNER, 2-eared, LH	4	
55	AHH7315A	WHEEL SPINNER, octagonal, RH	4	
	AHH7316A	WHEEL SPINNER, octagonal, LH	4	

Handles/Locks, ID Plates & Miscellaneous Fittings

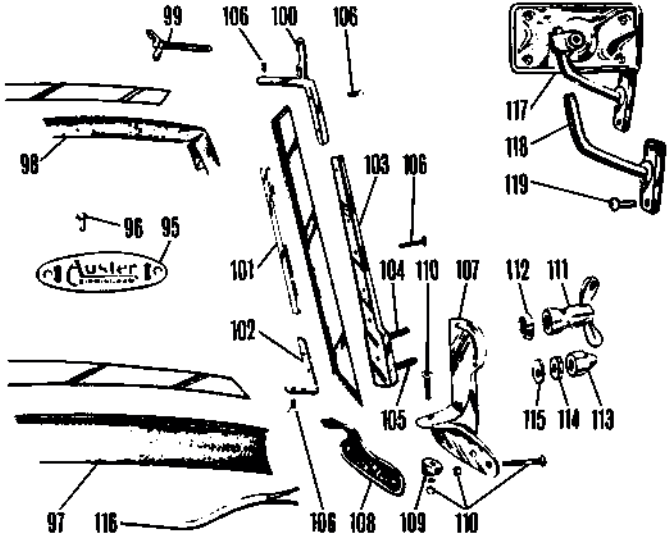
56	401-657	EXTERIOR HANDLE	2	
57	401-634	GASKET, exterior handle	2	
58	323-530	SCREW, handle securing	4	
59	401-200	DOOR LOCK, RH	1	includes cover and screws
	401-100	DOOR LOCK, LH	1	
60	401-250	COVER, door lock, RH	1	
	401-150	COVER, door lock, LH	1	
61	323-718	SCREW SET, door lock cover	1	4 screws
62	401-170	SHIM, door lock, 1/16"	a/r	
63	401-408	STRIKER PLATE & WEDGE	2	includes screws
	401-093	STRIKER, wedge, door lock	2	
64	AJD2246	MACHINE SCREW, striker securing	4	
65	323-530	WOOD SCREW, striker securing	4	
66	405-400	SOCKET, side screen, in door top	2	
67	AAA5154	PLATE, side screen mounting	4	
68	323-530	SCREW, side screen plate	12	
69	MB19331	NUT, side screen plate	4	
70	229-655	DOOR TOP ARMREST SET, chrome	1	accessory
71	406-140	BRACKET, wheel arch	2	
72	406-150	PLATE, wheel arch bracket retaining	2	not chrome
73	406-160	DOME NUT, wheel arch bracket	4	
74	406-110	BRACKET, seat back	2	
75	AJD2246	SCREW, seat back bracket	8	
76	406-100	WING BOLT, seat adjusting	2	
77	324-610	FIBRE WASHER	2	
78	451-398	THRESHOLD PLATE SET, pair	1	
		(2 plates etched with 'The MG Car Company Ltd').		
79	CRB195	CHASSIS ID PLATE	1	
80	408-730	BODY ID PLATE	1	
81	408-780	PATENT NUMBER PLATE	1	
82	408-760	'MADE IN ENGLAND' PLATE	1	
83	FAS3	SCREW, brass, ID plates	10	
84	FAS4	NUT, ID plate screw	10	
85	AAA1651	SPRING COVER, steering column	1	
86	AAA1650	CAP, spring cover	1	
87	AAA192	CLAMP ASSEMBLY, column	1	incl. nut, bolt & washer
88	408-200	MEDALLION 'MARK II'	2/3	TD, MkII

Boot Rack (Factory Style)

89	244-500	BOOT RACK, chrome	1
	244-510	BOOT RACK, stainless steel	1
	243-705	BOOT RACK, Runyon type	1

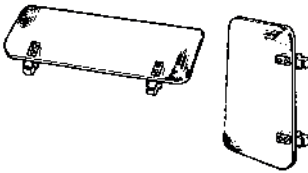
Windscreen Components

95	CRCP329	'AUSTER' NAME PLATE	1
96	FAS1	RIVET, name plate securing	2
97	280-290	STRIP, frame to cowl, rubber	1



ill.	Part Number	Description	Req.	Details
	98	280-300	1	STRIP, glass to frame, rubber
	99	AAA5166	2	WING BOLT, hood to windscreen
	100	408-600	1	TOP CORNER BRACKET, LH
		408-610	1	TOP CORNER BRACKET, RH
		408-607	1	TOP CORNER BRACKET, LH
		408-617	1	TOP CORNER BRACKET, RH
	101	408-630	2	THREADED STRIP, side windscreen
	102	408-620	2	BRACKET, bottom corner
	103	408-230	1	SIDE SUPPORT, LH
		408-240	1	SIDE SUPPORT, RH
	104	408-285	2	STUD, upper, windscreen side support
	105	408-295	2	STUD, lower, windscreen side support
	106	323-918	1	SCREW SET, windscreen frame
			26 screws	
	107	408-315	1	COWL BRACKET, LH
		408-325	1	COWL BRACKET, RH
	108	281-188	1	PAD SET, bracket to cowl, rubber
	109	408-250	2	SPACER, bracket to cowl
	110	323-898	1	SCREW SET, bracket to cowl
			8 screws & nuts	
	111	225-400	2	WING NUT
	112	408-660	2	CONE SPACER, wing nut
	113	311-170	2	DOME NUT, side support
	114	311-180	2	LOCK NUT, dome nut
	115	408-650	2	'D' WASHER, lock nut
	116	162-020	1	WIRE, wiper motor
		280-270	1	GROMMET, wiper wire
	117	407-350	1	SIDE MIRROR, windscreen, RH
		407-347	1	MIRROR HEAD
		407-357	1	GLASS MIRROR
	118	407-400	1	BRACKET, for mirror, RH
		407-500	1	BRACKET, for mirror, LH*
	119	AJD2246	2	SCREW

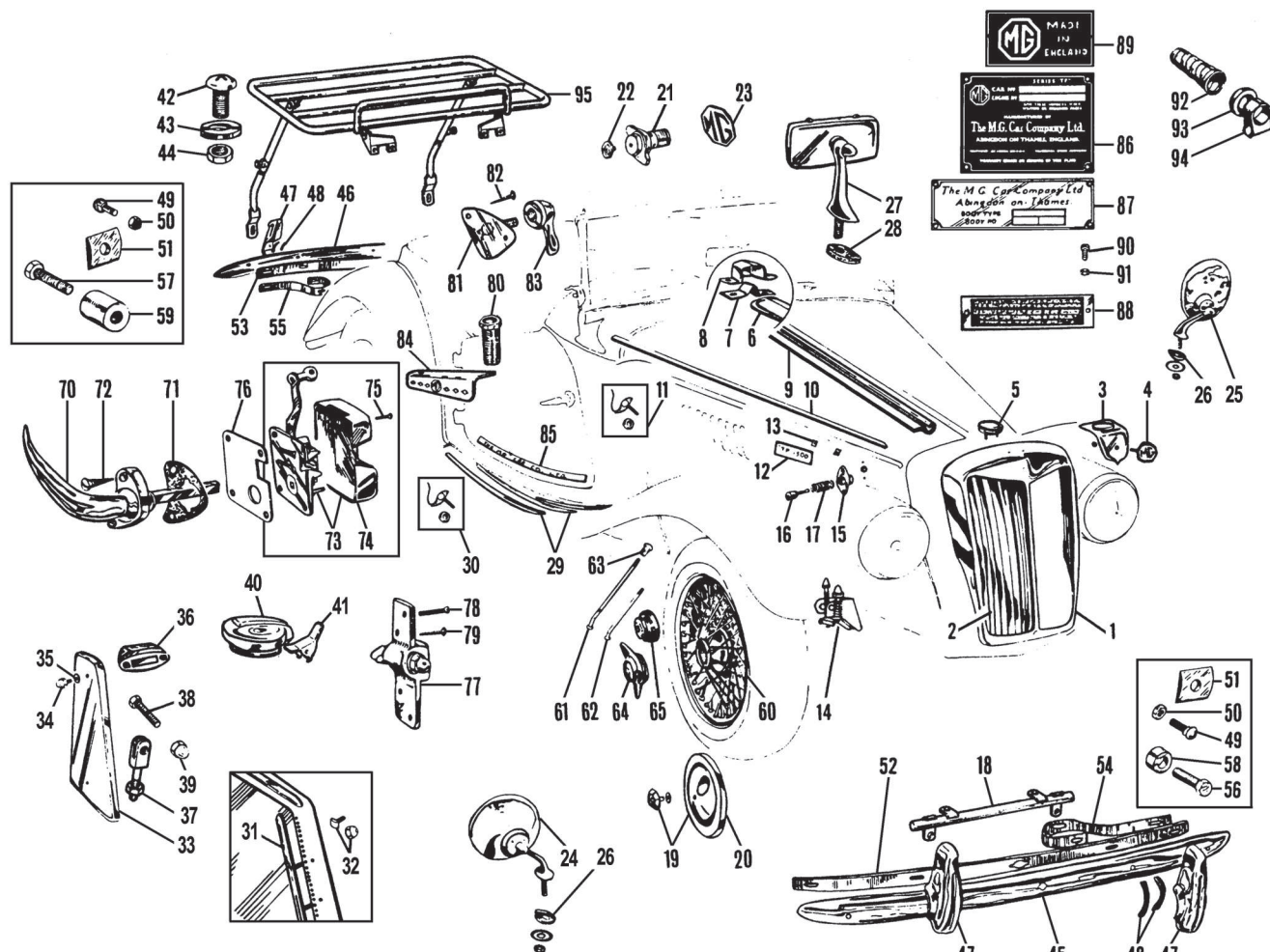
\*Note: Windscreen bracket will require drilling and tapping to mount above mirrors. See page 57 for alternative LH mirror bracket (that does not require drilling).



Wind Wings & Period Sun Visors

Our classic polished clear Plexiglas wind wings eliminate side draughts to make motoring in your T Series MG more pleasurable. Sold in pairs complete with chrome mounting hardware. Installation is easy, no windscreen frame drilling required. The green tinted Plexiglas sun visors are easily fitted and require no drilling, they have chrome plated mountings similar to the wind wings and are a most useful accessory. Sold individually.

240-100	WIND WING SET, accessory	1	
240-151	BRACKET, wind wing	a/r	replacement
MM240-300	SUN VISOR, accessory	2	



ill. Part Number

Description

Req. Details

### Body Fittings & Chrome Trim, TF

#### Radiator Shell & Grille

1		RADIATOR SHELL	1	
2	454-148	GRILLE SLAT SET, radiator shell	1	12 slats
	451-030	GRILLE SLAT, radiator shell, each	12	
3		FALSE NOSE, radiator shell	1	
4	ARH900	MEDALLION, radiator shell	1	black & white
5		RADIATOR CAP, dummy	1	

#### Bonnet Items & Miscellaneous Body Fittings

6	453-050	STRIP, centre bonnet	1	chrome plated brass
7	407-200	INNER SUPPORT, bonnet strip	2	steel
8	407-300	OUTER SUPPORT, bonnet strip	2	chrome
9	451-675	HINGE PLATE, welded to bonnet	2	
10	453-070	STRIP, bonnet side	2	chrome plated brass
11	321-488	STUD PLATE & NUT, bonnet strip	10	
12	408-300	MEDALLION, 'TF 1500'	2	as fitted
13	326-510	SPIRE CLIP, medallion attaching	4	
14	457-895	BONNET CATCH, RH	2	
	457-905	BONNET CATCH, LH	2	
15	406-950	HOUSING, bonnet button	4	
	AJD2246	SCREW, housing fixing	8	
	AJD8012Z	NUT, housing fixing	8	
16	406-955	BUTTON, bonnet	4	
17	329-090	SPRING, for button	4	
18	451-060	BADGE BAR	1	
19	ACH8304	HUB CAP, includes medallion	5	original type
	200-235	HUB CAP, with hole	5	less medallion
20	200-277	MEDALLION	5	
21	200-260	WHEEL SPINNER, spare wheel	1	
22	ARH900	MEDALLION, spare wheel spinner	1	
23	AAA5021	MEDALLION, spare wheel	1	steel wheels
24	WM1904	MIRROR, convex lens, wing, RH	1	Tourist Trophy
25	WM1905	MIRROR, convex lens, wing, LH	1	Long arm style
26	280-140	PAD, wing mirror, rubber	2	period accessory

ill. Part Number

Description

Req. Details

27	165-090	DASH MIRROR, rear view	1	
28	280-260	PAD, dash mirror, rubber	1	
29	451-745	STRIP SET, running boards, set of 6	1	chrome-plated brass
30	AHH6360	STUD & NUT, running board strips	26	
31	252-408	STRIP SET, side screen, complete	1	stainless steel
32	252-018	BOLT & NUT SET, side screen strip	1	58 of each
33	451-658	END PANEL SET, fuel tank	1	2 end panels
34	320-830	ACORN BOLT, fuel tank end panel	4	
35	WC106042	WASHER, end panel acorn bolt	4	
36	407-110	TOP BRACKET, fuel tank strap	2	chrome
37	449-005	BOTTOM BRACKET, fuel tank strap	2	
38	AJD6216Z	BOLT, fuel tank strap mounting	4	not chrome
39	311-160	ACORN NUT, petrol tank strap bolt	4	
40	407-090	FUEL CAP, original type	1	
41	407-105	RELEASE LEVER, fuel cap	1	
42	323-160	SCREW, splash apron	2	
43	324-455	WASHER, splash apron screw	2	
44	AJD8105Z	NUT, splash apron screw	2	

#### Bumpers & Fittings

45	AAA4936	BUMPER FACE BAR, front	1	
46	ACG5024	BUMPER FACE BAR, rear	1	
47	27H9612	OVERRIDE, front & rear	4	with bolts
48	37H9871M	PACKING SET, override	1	8 pieces
49	554700K	BOLT, bumper	6	
50	GHF202	NUT, bumper bolt	6	
51	ACC5811	PACKING, bumper to back bar	10	4 front - 6 rear
52	AAA4937	BACK BAR, front bumper	1	
53	453-060	BACK BAR, rear bumper	1	
54	454-020	BRACKET, front bumper	2	
55	454-030	BRACKET, rear bumper	2	
56	320-720	BOLT, front bracket to chassis	2	
57	320-730	BOLT, rear bracket to chassis	2	
58	400-100	SPACER, front bracket to chassis	2	
59	400-200	SPACER, rear bracket to chassis	2	

ill.	Part Number	Description	Req.	Details
<b>Wire Wheels</b>				
60	WWP450	WIRE WHEEL, painted	5	48 spoke
	WWC450	WIRE WHEEL, chrome	5	
	WWP452	WIRE WHEEL, painted	5	
	WWC452	WIRE WHEEL, chrome	5	
61	7H1805	SPOKE, long-outer, standard	80	48 spoke
	7H1805CP	SPOKE, long-outer, chrome	80	
	17H8619	SPOKE, long-outer, standard	100	
	17H8619CP	SPOKE, long-outer, chrome	100	
62	7H1806	SPOKE, short-inner, standard	160	48 spoke
	7H1806CP	SPOKE, short-inner, chrome	160	
	17H8620	SPOKE, short-inner, standard	200	
	17H8620CP	SPOKE, short-inner, chrome	200	
63	7H1709	NIPPLE, stainless steel	a/r	with MG motif
	37H3651	NIPPLE, chrome	a/r	
64	AHH7317A	WHEEL SPINNER, 2-eared, RH	4	
	AHH7318A	WHEEL SPINNER, 2-eared, LH	4	
65	AHH7315A	WHEEL SPINNER, octagonal, RH	4	with MG motif
	AHH7316A	WHEEL SPINNER, octagonal, LH	4	

### Handles/Locks, ID Plates & Miscellaneous Fittings

70	401-657	EXTERIOR HANDLE	2	
71	401-634	GASKET, exterior handle	2	
73	401-200	DOOR LOCK, RH	1	includes cover & screws
	401-100	DOOR LOCK, LH	1	
74	401-250	COVER, door lock, RH	1	
	401-150	COVER, door lock, LH	1	
75	323-718	SCREW SET, door lock cover	1	4 screws
76	401-170	SHIM, door lock, 1/16"	a/r	
77	401-408	STRIKER PLATE & WEDGE	2	includes screws
	401-093	STRIKER, wedge, door lock	2	
78	AJD2246	MACHINE SCREW, striker securing	4	
79	323-530	WOOD SCREW, striker securing	4	
80	405-400	SOCKET, side screen, in door top	2	
81	AAA5154	PLATE, side screen mounting	4	
82	323-530	SCREW, side screen plate	12	
83	MB19331	NUT, side screen plate	4	
84	229-655	DOOR TOP ARMREST SET	1	chrome accessory

Note: Additional door parts are listed on page 46.

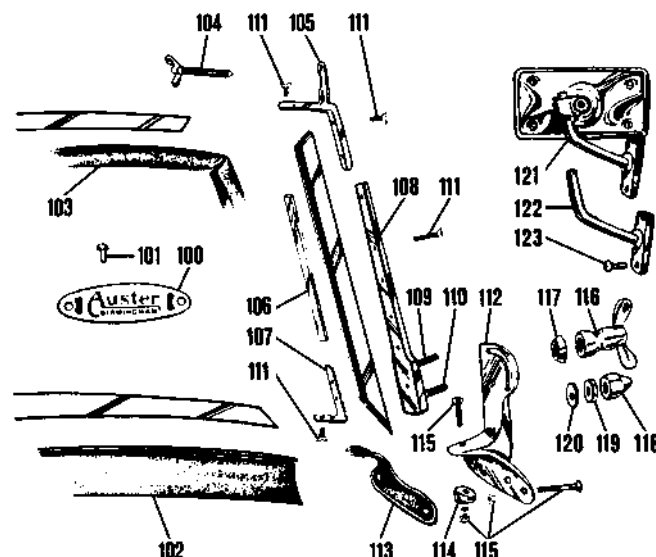
85	451-398	THRESHOLD PLATE SET, pair	1	
		(2 plates etched with 'The MG Car Company Ltd').		
86	408-710	CHASSIS ID PLATE	1	
87	408-730	BODY ID PLATE	1	
88	CRCP367	PATENT NUMBER PLATE	1	
89	408-760	'MADE IN ENGLAND' PLATE	1	
90	FAS3	SCREW, ID plate	a/r	
91	FAS4	NUT, ID plate screw	a/r	
92	AAA1651	SPRING COVER, steering column	1	
93	AAA1650	CAP, spring cover	1	
94	AAA192	CLAMP ASSEMBLY, column	1	includes nut, bolt & washer

### Boot Rack, (Factory Style)

95	244-600	BOOT RACK	1	chrome
	244-610	BOOT RACK	1	stainless steel

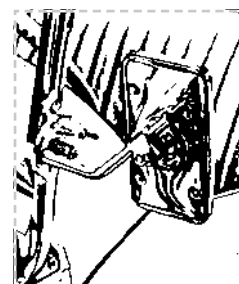
### Windscreen Components

100	CRCP329	'AUSTER' NAME PLATE	1	
101	FAS1	RIVET, name plate securing	1	
102	280-290	STRIP, frame to cowl, rubber	1	
103	280-300	STRIP, glass to frame, rubber	1	
104	AAA5166	WING BOLT, hood to windscreen	2	
105	408-600	TOP CORNER BRACKET, LH	1	drilled
	408-610	TOP CORNER BRACKET, RH	1	
	408-607	TOP CORNER BRACKET, LH	1	not drilled
	408-617	TOP CORNER BRACKET, RH	1	
106	408-630	THREADED STRIP, side windscreen	2	
107	408-620	BRACKET, bottom corner	2	
108	408-230	SIDE SUPPORT, LH	1	
	408-240	SIDE SUPPORT, RH	1	
109	408-285	STUD, upper, windscreen side support	2	
110	408-295	STUD, lower, windscreen side support	2	
111	323-918	SCREW SET, windscreen frame	1	26 screws
112		COWL BRACKET, LH	1	
		COWL BRACKET, RH	1	
113	281-188	PAD SET, bracket to cowl	1	2 rubber pads
114	408-250	SPACER, bracket to cowl	2	
115	323-898	SCREW SET, bracket to cowl	1	8 screws & nuts
116	225-400	WING NUT	2	



ill.	Part Number	Description	Req.	Details
	117 408-660	CONE SPACER, wing nut	2	
	118 311-170	DOMED NUT, side support	2	
	119 311-180	LOCK NUT, dome nut	2	
	120 408-650	'D' WASHER, lock nut	2	
	121 407-350	SIDE MIRROR, windscreen, RH*	1	with bracket, TC style
	407-347	MIRROR HEAD	1	TC type without medallion
	407-357	GLASS MIRROR	1	convex
	122 407-400	BRACKET, for mirror, RH	1	
	407-500	BRACKET, for mirror, LH*	1	
	123 AJD2246	SCREW	2	

\*Note: Windscreen bracket will require drilling and tapping to mount the above mirrors. For an alternative bracket that doesn't require drilling, read on.



### Easy Fit (Side) Mirror Bracket & Stem

The TA-TB-TC mirror bracket was attached to the windscreen by two screws and, if you wanted to fit the same optional mirror to the passenger side of the windscreen on TD and TF models, then holes had to be drilled and tapped in the windscreen frame. Our new style of bracket (supplied with dome nut, taper & flat washers) is suitable for right or left hand installation, fitting directly into the securing slot of the windscreen when in the lowered position. Now you can put down that electric drill and stop trembling because no drilling is required! Moreover, the bracket is not a permanent fitment. Using the 407-347 mirror head, excellent rear visibility is offered - even when the high mount luggage rack is installed.

407-488	BRACKET KIT, side mirror	a/r
	(Fits left or right hand side of windscreen).	
407-347	MIRROR HEAD	a/r



iii. Part Number Description Req. Details

### Interior Trim

Our complete range of interior trim for T-Types is designed to delight the purists. We incorporate many original design features which a custom upholstery shop could not hope to duplicate.

All leather and vinyl materials have been carefully selected for texture and are production-dyed to recreate the original colours, beige (TA-TB only), biscuit, green & red. We also offer a selection of alternative colours for those looking to personalise their interiors; black, tan & honey tan.

#### Trim Panel Kits

All components are pre-cut and pre-sewn by our own upholstery shop with extraordinary results. Every stitch follows the course of the original. The hidem tacking strip matches perfectly and is sewn through the plywood for exact placement and easy installation. The door pockets are stitched to the door panel and topped off with genuine leather. Leather piping also finishes off the door tops. Wheel arch covers are also bound with the slot for TC seat back brackets (where required). Material is also included to cover the dash & sidescreen compartment, interior piping etc. This attention to detail ensures you get the best interior for your T-Type. Trim Panel Kits are available in a choice of leather panel & vinyl trim, or vinyl panel & vinyl trim.

#### Leather Panel & Vinyl Trim Kits

245-260	TRIM KIT, leather & vinyl trim, biscuit	1	TC
245-270	TRIM KIT, leather & vinyl trim, black	1	
245-250	TRIM KIT, leather & vinyl trim, green	1	
245-542	TRIM KIT, leather & vinyl trim, honey tan	1	
245-240	TRIM KIT, leather & vinyl trim, red	1	TD
245-540	TRIM KIT, leather & vinyl trim, tan	1	
245-300	TRIM KIT, leather & vinyl trim, biscuit	1	
245-310	TRIM KIT, leather & vinyl trim, black	1	
245-290	TRIM KIT, leather & vinyl trim, green	1	TF
245-552	TRIM KIT, leather & vinyl trim, honey tan	1	
245-280	TRIM KIT, leather & vinyl trim, red	1	
245-550	TRIM KIT, leather & vinyl trim, tan	1	
245-340	TRIM KIT, leather & vinyl trim, biscuit	1	TF
245-470	TRIM KIT, leather & vinyl trim, black	1	
245-330	TRIM KIT, leather & vinyl trim, green	1	
245-562	TRIM KIT, leather & vinyl trim, honey tan	1	
245-320	TRIM KIT, leather & vinyl trim, red	1	
245-560	TRIM KIT, leather & vinyl trim, tan	1	

#### Vinyl Panel & Vinyl Trim Kits

449-475	TRIM KIT, vinyl & vinyl trim, beige	1	TA-TB
449-470	TRIM KIT, vinyl & vinyl trim, green	1	
449-480	TRIM KIT, vinyl & vinyl trim, red	1	
245-380	TRIM KIT, vinyl & vinyl trim, biscuit	1	
245-390	TRIM KIT, vinyl & vinyl trim, black	1	TC
245-370	TRIM KIT, vinyl & vinyl trim, green	1	
245-572	TRIM KIT, vinyl & vinyl trim, honey tan	1	
245-360	TRIM KIT, vinyl & vinyl trim, red	1	
245-570	TRIM KIT, vinyl & vinyl trim, tan	1	TD
245-420	TRIM KIT, vinyl & vinyl trim, biscuit	1	
245-430	TRIM KIT, vinyl & vinyl trim, black	1	
245-410	TRIM KIT, vinyl & vinyl trim, green	1	
245-582	TRIM KIT, vinyl & vinyl trim, honey tan	1	TF
245-400	TRIM KIT, vinyl & vinyl trim, red	1	
245-580	TRIM KIT, vinyl & vinyl trim, tan	1	
245-460	TRIM KIT, vinyl & vinyl trim, biscuit	1	
245-350	TRIM KIT, vinyl & vinyl trim, black	1	
245-450	TRIM KIT, vinyl & vinyl trim, green	1	
245-592	TRIM KIT, vinyl & vinyl trim, honey tan	1	
245-440	TRIM KIT, vinyl panel & vinyl trim, red	1	
245-590	TRIM KIT, vinyl panel & vinyl trim, tan	1	

iii. Part Number Description Req. Details

### Seat Assemblies & Cover Kits

#### Seat Assemblies

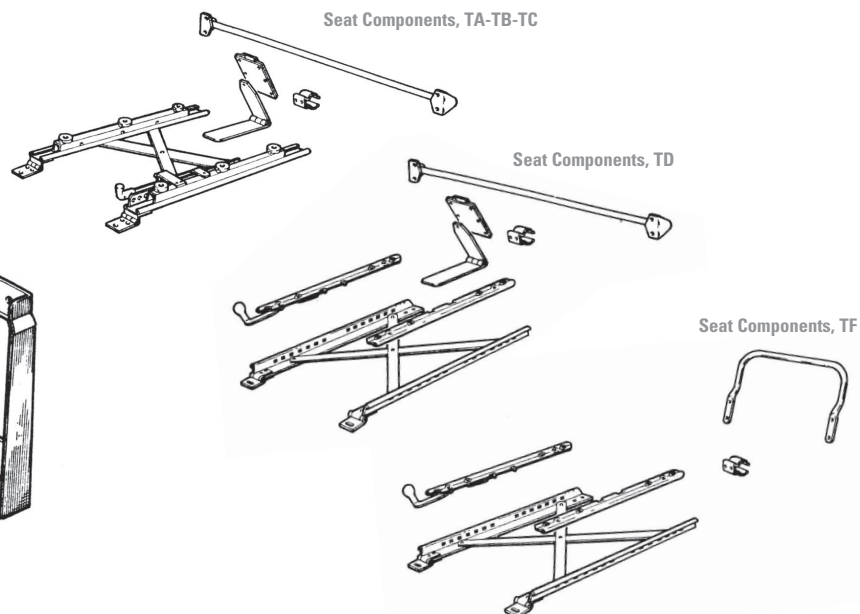
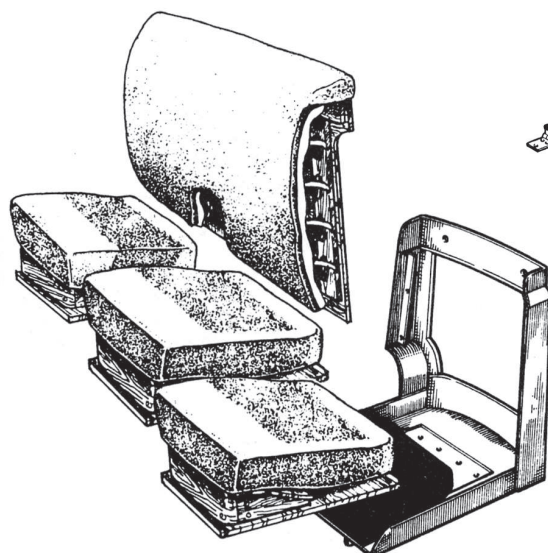
Our seat assemblies are the ideal option for those enthusiasts who need new seats but do not want to undertake re-trimming themselves. Our hand crafted leather covers are upholstered on to new timber frames, springs and padding by our specialist trimmers giving a beautifully finished seat assembly. Trimming T-Type seats is a complicated job. These assemblies are ready to install, making them a simple and labour saving way to great seats in your T-Type.

449-430	SEAT ASSEMBLY, leather, beige	1	TA-TB
449-425	SEAT ASSEMBLY, leather, green	1	
449-435	SEAT ASSEMBLY, leather, red	1	
245-028	SEAT ASSEMBLY, leather, biscuit	1	
245-038	SEAT ASSEMBLY, leather, black	1	TC
245-018	SEAT ASSEMBLY, leather, green	1	
245-458	SEAT ASSEMBLY, leather, honey tan	1	
245-008	SEAT ASSEMBLY, leather, red	1	
245-488	SEAT ASSEMBLY, leather, tan	1	TD
245-068	SEAT ASSEMBLY, leather, biscuit	1	
245-078	SEAT ASSEMBLY, leather, black	1	
245-058	SEAT ASSEMBLY, leather, green	1	
245-468	SEAT ASSEMBLY, leather, honey tan	1	TF
245-048	SEAT ASSEMBLY, leather, red	1	
245-498	SEAT ASSEMBLY, leather, tan	1	
245-428	SEAT ASSEMBLY, leather, biscuit	1	
245-448	SEAT ASSEMBLY, leather, black	1	
245-418	SEAT ASSEMBLY, leather, green	1	
245-478	SEAT ASSEMBLY, leather, honey tan	1	
245-438	SEAT ASSEMBLY, leather, red	1	
245-408	SEAT ASSEMBLY, leather, tan	1	

#### Seat Cover Kits

Our seat cover kits are manufactured to the same exacting standards as all our T-Type interior trim products. If you are re-trimming your seats we recommend replacing springs and foams to ensure a top quality finish.

449-520	SEAT COVER KIT, leather, beige	1	TA-TB
449-515	SEAT COVER KIT, leather, green	1	
449-525	SEAT COVER KIT, leather, red	1	
245-020	SEAT COVER KIT, leather, biscuit	1	
245-030	SEAT COVER KIT, leather, black	1	TC
245-010	SEAT COVER KIT, leather, green	1	
245-482	SEAT COVER KIT, leather, honey tan	1	
245-000	SEAT COVER KIT, leather, red	1	
245-480	SEAT COVER KIT, leather, tan	1	TD
245-060	SEAT COVER KIT, leather, biscuit	1	
245-070	SEAT COVER KIT, leather, black	1	
245-050	SEAT COVER KIT, leather, green	1	
245-492	SEAT COVER KIT, leather, honey tan	1	TF
245-040	SEAT COVER KIT, leather, red	1	
245-490	SEAT COVER KIT, leather, tan	1	
245-100	SEAT COVER KIT, leather, biscuit	1	
245-110	SEAT COVER KIT, leather, black	1	
245-090	SEAT COVER KIT, leather, green	1	
245-502	SEAT COVER KIT, leather, honey tan	1	
245-080	SEAT COVER KIT, leather, red	1	
245-500	SEAT COVER KIT, leather, tan	1	



ill. Part Number Description Req. Details

### Seat Frames & Components

Restore your interior to its original look and comfort. Even brand new upholstery won't look right if the foundation isn't up to par. These superb reproduction uncovered seat back and cushion assemblies are supplied complete with plywood bases, springs and foam padding as original.

#### TA- TC Seat Frames & Components

449-405	SQUAB & CUSHION SET	1	TA-TB
456-590	SQUAB & CUSHION SET	1	TC
454-008	SEAT SLIDE SET, RH/LH	1	
449-390	TONNEAU BAR, top of seat back	1	TA-TB
451-750	TONNEAU BAR, top of seat back	1	TC
406-070	CLIP, starting handle storage	3	
406-080	HINGE, seat back to cushion	2	
406-090	SLEEVE, seat back hinge	2	

#### TD Seat Frames & Components

456-595	SQUAB & CUSHION SET	1	
449-395	SEAT SLIDE SET, RH/LH	1	
454-005	SEAT SLIDE, LH	1	
454-015	SEAT SLIDE, RH	1	
451-730	TONNEAU BAR, top of seat back	1	
406-070	CLIP, starting handle storage	3	
406-080	HINGE, seat back to cushion	2	
406-090	SLEEVE, seat back hinge	2	

#### TF Seat Frames & Components

456-615	FRAME ASSEMBLY, RH	1	
456-605	FRAME ASSEMBLY, LH	1	
456-635	BASE & FOAM, RH	1	
456-625	BASE & FOAM, LH	1	
456-645	SPRING SET, seat squab	2	
454-028	SEAT SLIDE SET, RH/LH	1	
453-195	TONNEAU BAR, top of seat back	2	
406-070	CLIP, starting handle storage	3	

### Vinyl Material

Our standard colour vinyls are available per yard (91.4cm). The roll width is 52" (132cm). We will supply a continuous length as ordered.

456-315	VINYL, red, per yard	a/r
456-330	VINYL, green, per yard	a/r
456-415	VINYL, black, per yard	a/r
456-423	VINYL, biscuit, per yard	a/r
456-435	VINYL, tan, per yard	a/r

Note: Leather hides are also available in the above colours to special order. Please enquire at a branch.

ill. Part Number Description Req. Details

### Carpet Kits, Mats & Boots

We are proud to offer our own reproduction of the original black short cut-pile carpeting. Our carpets sets are made to exacting specifications. They are bound only where original and include jute padding where originally fitted. Carpet sets include all snaps and rubber heel mats. TD-TF sets incorporate a leather gear shift boot, while TC sets include a leather handbrake boot. Rear deck areas were not originally carpeted.

449-290	CARPET KIT, black	1	
449-310	CARPET KIT, red	1	TA-TB
449-315	CARPET KIT, beige	1	
454-448	CARPET KIT, black	1	
449-320	CARPET KIT, red	1	TC
449-325	CARPET KIT, beige	1	
454-449	CARPET KIT, honey tan	1	
454-468	CARPET KIT, black	1	TD-TF
454-466	CARPET KIT, red	1	RHD
454-469	CARPET KIT, honey tan	1	flat floor
454-458	CARPET KIT, black	1	TD to (c) 4236
454-456	CARPET KIT, red	1	LHD
454-459	CARPET KIT, honey tan	1	flat floor
454-478	CARPET KIT, black	1	TD from (c) 4237 & TF
454-476	CARPET KIT, red	1	LHD
454-479	CARPET KIT, honey tan	1	recessed footwell
CRM2001X	HEEL MAT, rubber	1	TD To (c) 4256 LHD & all TD & TF RHD
280-400	FOOTWELL MAT, rubber	1	TD From (c) 4237 & TF LHD with MG Motif
454-060	BOOT, handbrake lever	1	TA- TC
454-070	BOOT, handbrake lever	1	TD- TF

### Carpet Fittings

#### Carpet To Floorboards

1	610624	STUD, floor mounting	8
2	GHF400	SCREW, for stud	8
3	14G8736	SPIKED RING	8
4	CD23803	FASTENER, for spiked ring	8

#### Carpet To Bulkhead

5	552650	FASTENER, socket, 'Lift the Dot'	4
6	552651	CLINCH PLATE, 'Lift the Dot'	4
7	97H717	PEG, 'Lift the Dot'	4
8	GHF206	NUT, for peg	4
9	WL700101	LOCK WASHER, for nut	4





ill. Part Number Description Req. Details

### T-Type Hoods

TA's-TB's, and early TC's were originally trimmed in black double duck, a heavy single-ply canvas. Later TC's and TD's were trimmed in the same material but with a Tan double duck which was light khaki Tan colour with a greenish cast to it. This material was known for its stiffness and its tendency to fading in bright light. TF's were originally trimmed in a multi-ply canvas material, which was light Tan with a pinkish cast to it. As both of these materials are now obsolete we now supply our weather equipment in our best double duck, which is a 2 ply with a membrane of rubber between layers for waterproofing.

As the listings indicate, we offer a full range of hood and tonneau covers. We do not install the hardware so that you can match the existing stud placement on your car. Although installation instructions are not included with our soft trim, most people find the task quite straight forward. We recommend you seek professional advice if you encounter any installation difficulties.

### Hood Frames & Rails

449-240	HOOD FRAME	1	TA & TB
453-335	HOOD FRAME, 2-bow	1	TC
453-345	HOOD FRAME, 2-bow	1	TD
453-355	HOOD FRAME, 3-bow	1	
453-365	HOOD FRAME	1	TF
453-230	HOOD RAIL WOOD OVER WINDSCREEN	1	TA-TB & TC
453-240	HOOD RAIL WOOD OVER WINDSCREEN	1	TD & TF
446-055	WEBBING, black	1	car set
446-060	WEBBING, tan	1	car set
CCHP1	HOOD FRAME PAINT*	1	

\*Note: 12 ounce spray can, custom formulated to duplicate original colour.

### Hood Kits

449-245	HOOD KIT SPLIT WINDOW, duck, tan	1	TA & TB
449-250	HOOD KIT SPLIT WINDOW, duck, black	1	
	HOOD KIT SPLIT WINDOW, vinyl, black	1	
241-905	HOOD KIT SPLIT WINDOW, duck, tan	1	TC
241-915	HOOD KIT SPLIT WINDOW, duck, black	1	
	HOOD KIT SPLIT WINDOW, vinyl, black	1	
241-970	HOOD KIT SINGLE WINDOW, duck, tan	1	TC
241-950	HOOD KIT SINGLE WINDOW, duck, black	1	
	HOOD KIT SINGLE WINDOW, vinyl, black	1	
242-070	HOOD KIT 2-BOW, double duck, tan	1	TD
242-050	HOOD KIT 2-BOW, double duck, black	1	
242-010	HOOD KIT 2-BOW, vinyl, black	1	

ill. Part Number Description Req. Details


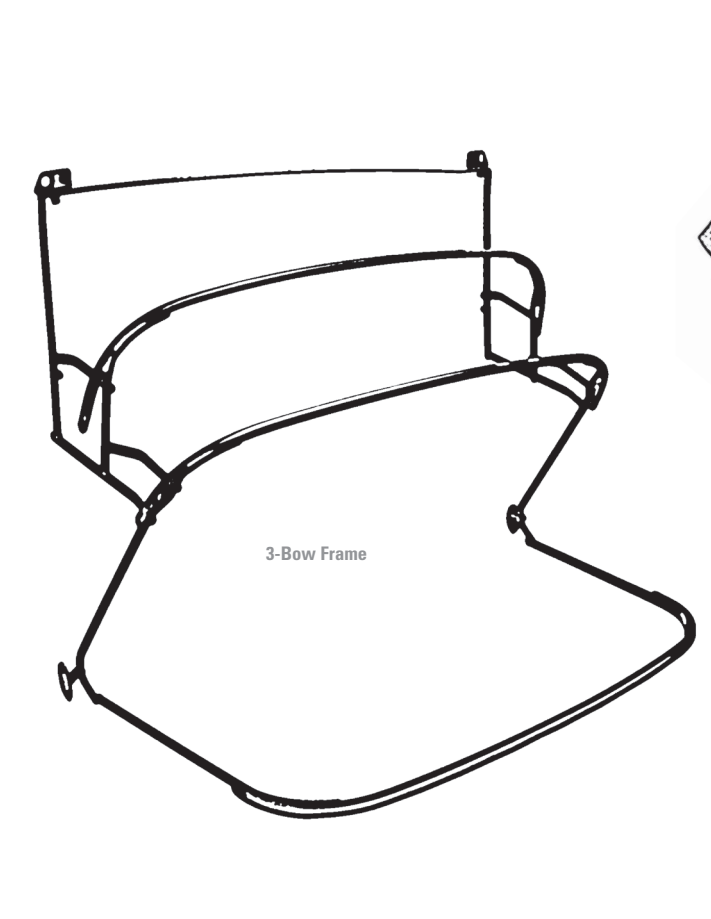
242-170	HOOD KIT 3-BOW, double duck, tan	1	TD
242-150	HOOD KIT 3-BOW, double duck, black	1	
242-110	HOOD KIT 3-BOW, vinyl, black	1	
242-270	HOOD KIT, double duck, tan	1	TF
242-250	HOOD KIT, double duck, black	1	TF
242-210	HOOD KIT, vinyl, black	1	TF

### Tonneau Covers

449-255	TONNEAU COVER, double duck, tan	1	TA & TB, full cover
449-260	TONNEAU COVER, double duck, black	1	
	TONNEAU COVER, vinyl, black	1	
449-265	TONNEAU COVER, double duck, tan	1	TA & TB, 1/2 cover
449-270	TONNEAU COVER, double duck, black	1	
	TONNEAU COVER, vinyl, black	1	
241-150	TONNEAU COVER, double duck, tan	1	TC, full cover
241-140	TONNEAU COVER, double duck, black	1	
	TONNEAU COVER, vinyl, black	1	
241-155	TONNEAU COVER, double duck, tan	1	TC, 1/2 cover
241-145	TONNEAU COVER, double duck, black	1	
	TONNEAU COVER, vinyl, black	1	
241-250	TONNEAU COVER, double duck, tan	1	TD, full cover
241-240	TONNEAU COVER, double duck, black	1	
	TONNEAU COVER, vinyl, black	1	
241-220	TONNEAU COVER, double duck, tan	1	TD, 1/2 cover
241-255	TONNEAU COVER, double duck, black	1	
241-245	TONNEAU COVER, double duck, black	1	
	TONNEAU COVER, vinyl, black	1	TF, full cover
241-350	TONNEAU COVER, double duck, tan	1	
241-340	TONNEAU COVER, double duck, black	1	
241-320	TONNEAU COVER, vinyl, black	1	TF, 1/2 cover
241-355	TONNEAU COVER, double duck, tan	1	
241-345	TONNEAU COVER, double duck, black	1	
	TONNEAU COVER, vinyl, black	1	

### Hood & Tonneau Fittings

97H717	LIFT-THE-DOT PEG	a/r	
GHF206	NUT FOR PEG	a/r	
WL700101	LOCK WASHER FOR NUT	a/r	
552667	SELF-TAPPING STUD	a/r	
LFS100S	LIFT-THE-DOT SNAP & PLATE	a/r	4 prong
227-108	BUTTON SNAP	a/r	
610624	BUTTON SNAP STUD	a/r	



ill.	Part Number	Description	Req.	Details
------	-------------	-------------	------	---------

Side Screen Covers & Frames

Our side screens duplicate exactly the size and fit of the original and, because they're crafted from the same material, they match our hood kits perfectly. The finishing strips supplied have spoon ends - which is correct for the TD and TF.

For TA-TB & TC owners that are die-hard purists or Concourse enthusiasts we offer a do-it-yourself mitre finishing strip kit. These kits include over-length strips which must be custom mitred to duplicate the original. Side screen frames are supplied in grey primer only, for the original beige paint, see inside back cover.

449-275	COVERING KIT, double duck, tan	1	TA & TB
449-280	COVERING KIT, double duck, black	1	
449-285	FRAME SET, 4 frames	1	
252-098	STRIP KIT, with unfinished ends (Mitre for a perfect original-type fit).	1	
252-008	NUT & BOLT SET STRIP KIT	1	TA & TB, 63 of each
256-500	COVERING KIT, double duck, tan	1	
256-510	COVERING KIT, double duck, black	1	
253-100	FRAME, front, left	1	
253-200	FRAME, front, right	1	TC
253-300	FRAME, rear, left	1	
253-400	FRAME, rear, right	1	
252-108	STRIP SET, with spoon ends	1	
252-098	STRIP KIT, with unfinished ends (All 16 strips need cutting to suit as they have mitred corners).	1	TC, 63 of each
252-008	NUT & BOLT SET STRIP KIT	1	
256-600	COVERING KIT, 2-bows, duck, tan	1	
256-610	COVERING KIT, 2-bows, duck, black	1	
256-210	COVERING KIT, 2-bows, vinyl, black	1	TD
253-600	FRAME, 2-bows, front, left	1	
253-700	FRAME, 2-bows, front, right	1	
253-800	FRAME, 2-bows, rear, left	1	
253-900	FRAME, 2-bows, rear, right	1	TD
252-208	STRIP KIT COMPLETE, 2-Bows	1	
252-018	NUT & BOLT SET, 2-bows, 58 of each	1	
256-700	COVERING KIT, 3-bows double duck	1	
256-710	COVERING KIT, 3-bows double duck	1	TD, black
256-310	COVERING KIT, 3-bows vinyl, black	1	
254-100	FRAME, 3-bows, front, left	1	
254-200	FRAME, 3-bows, front, right	1	TD
254-300	FRAME, 3-bows, rear, left	1	
254-400	FRAME, 3-bows, rear, right	1	
252-308	STRIP KIT COMPLETE, 3-bows	1	
252-018	NUT & BOLT SET, 3-bows, 58 of each	1	TF
256-800	COVERING KIT, double duck, tan	1	
256-810	COVERING KIT, double duck, black	1	
256-410	COVERING KIT, vinyl, black	1	
254-600	FRAME, front, left	1	TF
254-700	FRAME, front, right	1	

ill.	Part Number	Description	Req.	Details
------	-------------	-------------	------	---------

254-800	FRAME, rear, left	1	TF
254-900	FRAME, rear, right	1	
252-408	STRIP KIT COMPLETE	1	
252-018	NUT & BOLT SET, 58 of each	1	

Side Screen Stowage Bag Set

Includes four custom tailored covers made from a soft yet sturdy cotton material, finished off with a large embroidered MG motif. All models.

259-808	STOWAGE BAG SET	1
---------	-----------------	---

Starting Handle Cover & Corner Covers MG TF

Felt sections to allow trimming of side screens and lining of the tool box.

456-075	CORNER PANEL, rear cockpit RH	1
456-085	CORNER PANEL, rear cockpit LH	1
456-095	COVER, starting handle (Between rear corner panels).	1

Side Screen & Tool Box Felt Kits

Felt sections to allow trimming of side screens and lining of the tool box.

456-468	FELT KIT, side screens (Complete car set to re-trim all side screens).	1
456-420	FELT KIT, toolbox liner	1

Bulk Vinyl Material

The same high-quality vinyl that we use in our Moss Handcrafted Upholstery Kits is perfect for finishing your custom interior renovation. Vinyl is offered in 1- and 2-yard pre-cut lengths and is 52 inches wide, if you need a continuous piece of vinyl longer than 2 yards please call our sales department on 0208 867 2020 for pricing.

456-313	VINYL, red, per yard	a/r
456-315	VINYL, red, per yard	a/r
456-325	VINYL, blue, per yard	a/r
456-328	VINYL, green, per yard	a/r
456-329	VINYL, green, 2 yards, pre-cut	a/r
456-330	VINYL, green, per yard	a/r
456-365	VINYL, grey, per yard	a/r
456-415	VINYL, black, per yard	a/r
456-423	VINYL, biscuit, per yard	a/r
456-424	VINYL, biscuit, 2 yards, pre-cut	a/r
456-433	VINYL, tan, per yard	a/r
456-434	VINYL, tan, 2 yards, pre-cut	a/r
456-435	VINYL, tan, per yard	a/r

## Threaded Fittings On MG 'T' Types

It's probably a good idea to explain the different thread forms employed on the hardware fitted to your car.

### 1 - 'Nuffield Metric'

This is the 'oddball' thread/hex head combination to be found on MPJG and XPAG/XPEG engines and gearboxes. When Morris took over the French Hotchkiss Plant at Coventry in 1923, they retained the continental metric tooling (presumably for reasons of cost). To make the situation more palatable for the Whitworth spanner wielding British public, Morris devised imperial hex head sizes for the metric hardware. This is why power unit production up to and including the T-Type used such a strange, hybrid range of nuts, bolts and studs.

While the thread angle of the Nuffield metric form is the same as standard ISO metric thread (60°), the pitch is different; although you can hunt around and might find an old metric screw that fits your engine, it really is more worthwhile and less time consuming to purchase your engine hardware from us. An added bonus of taking the latter course is the peace of mind gained from knowing that our hardware is made from the correct material for the task!

### 2 - Whitworth

Conceived by Sir Joseph Whitworth in 1841, the range of Whitworth forms consists of four distinct types: British Standard Whitworth (BSW), British Standard Fine (BSF), British Standard Pipe (BSP) and British Standard Pipe Tapered (BSPT). On T-Types, most body and chassis hardware is BSF, with a sprinkling of BSW. All pipe-work (oil, fuel and brake hydraulics) is BSP.

### 3 - British Association

A particularly fine thread form originally developed for clock and watch manufacture, 'British Association' (BA) hardware is used in electrical components and generally wherever screws smaller than 1/4" BSF are required. Unlike other threads which are identified by their dimensions, the BA sizes range from 0BA to 16BA (the higher the number, the smaller the size). The most common automotive size is 2BA.

### 4 - Unified

A comparatively recent thread form, "Unified National Fine" (UNF) and "Unified National Coarse" (UNC) are only to be found on the running gear of late TD's & TF's (and just about everything on MGA's, MGB's).



## Thread Restorer

For restoring damaged threads on bolts/studs.

386-600	THREAD RESTORER, (BSW/BSF)	a/r
386-610	THREAD RESTORER, (metric)	a/r



## Taps & Dies

385-708	TAP & DIE SET (25 piece set, incl. all items listed below).	a/r
---------	--	-----


	Taps	Dies
5mm x 0.75mm	385-705	385-825
6mm x 1.0mm	385-710	385-830
8mm x 1.0mm	385-715	385-835
10mm x 1.5mm	385-720	385-840
12mm x 1.5mm	385-725	385-845
2BA 385-730	385-850	
1/4 BSF x 26	385-735	385-855
5/16 BSF x 22	385-740	385-860

## Taps & Dies (Continued)

	Taps	Dies
3/8 BSF x 20	385-745	385-865
7/16 BSF x 18	385-750	385-870
1/2 BSF x 16	385-755	385-875
Tap Spanner	385-700	
Die Holder, 1 5/16"	385-810	
Die Holder, 1"	385-820	

## 'Screw & Washer' and 'Bolt & Nut' Sets

323-818	Screw & Washer Set, floorboards	1	TA-TB & TC
323-828	Screw & Washer Set, floorboards	1	TD & TF
323-838	Screw & Washer Set, dash, (8 each)	1	TA-TB & TC
323-848	Screw & Washer Set, dash, (8 each)	1	TD
321-778	Bolt & Nut Set, wing & running boards to body	1	TA-TB & TC
321-478	Bolt & Nut Set, instrument panel, dash, (8 of each)	1	TA-TB & TC & TD
321-758	Bolt & Nut Set, wing & running boards to body	1	TD
321-768	Bolt & Nut Set, wing & running boards to body	1	TF
323-778	Bolt & Nut Set, windscreen bracket to cowl, (6 screws & nuts)	1	TA-TB & TC
323-898	Bolt & Nut Set windscreen bracket to cowl, (8 screws & nuts)	1	TD & TF



18	226-708	a/r
20	552667	a/r
21	LFS100S	a/r
('Lift the Dot')		
22	227-108	a/r
23	610624	a/r

## General Fasteners

Part No.	Item	Spanner Size	TPI	Dia.	Thread	Length
AJD6155Z	BOLT	3/16"	26	1/4"	BSF	5/8"
AJD6108Z	BOLT	3/16"	26	1/4"	BSF	1"
320-200	BOLT	3/16"	26	1/4"	BSF	1 1/4"
320-360	BOLT	1/4"	22	5/16"	BSF	3/4"
320-370	BOLT	1/4"	22	5/16"	BSF	1"
320-380	BOLT	1/4"	22	5/16"	BSF	1 1/4"
320-390	BOLT	1/4"	22	5/16"	BSF	1 1/2"
320-400	BOLT	1/4"	22	5/16"	BSF	1 3/4"
AJD6216Z	BOLT	1/4"	22	5/16"	BSF	2"
320-420	BOLT	1/4"	22	5/16"	BSF	2 1/2"
320-430	BOLT	1/4"	22	5/16"	BSF	2 3/4"
320-560	BOLT	5/16"	20	3/8"	BSF	3/4"
AJD6308Z	BOLT	5/16"	20	3/8"	BSF	1"
AJD6310Z	BOLT	5/16"	20	3/8"	BSF	1 1/4"
320-600	BOLT	5/16"	20	3/8"	BSF	1 1/2"
320-610	BOLT	5/16"	20	3/8"	BSF	2 1/2"
320-620	BOLT	5/16"	20	3/8"	BSF	2 3/4"
320-680	BOLT	3/8"	18	7/16"	BSF	1"
320-690	BOLT	3/8"	18	7/16"	BSF	2"
320-720	BOLT	7/16"	16	1/2"	BSF	1 3/4"
320-730	BOLT	7/16"	16	1/2"	BSF	2 1/2"
320-260	BOLT	1/4"	1mm	8mm	special metric	17mm
320-270	BOLT	1/4"	1mm	8mm	nyloc metric	21.5mm
320-290	BOLT	1/4"	1mm	8mm	nyloc metric	1"
AJD8012Z	NUT	1/8"	30	3/16"	2BA	
AJD8104	NUT	3/16"	26	1/4"	BSF	
AJD8105Z	NUT	1/4"	22	5/16"	BSF	
311-150**	NUT	1/4"	22	5/16"	BSF	
311-220	NUT	5/16"	20	3/8"	BSF	
311-240**	NUT	5/16"	20	3/8"	BSF	
311-280	NUT	3/8"	18	7/16"	BSF	
311-100	NUT	1/4"	1mm	8mm	special metric	
311-080**	NUT	13mm	1mm	8mm	metric nyloc	
311-190	NUT	17mm	1.5mm	10mm	special metric	

\*Note: All spanner sizes refer to Whitworth and metric spanners.

\*\*Note: Denotes self-locking hex nut.

## Self Tapping Screws

Size	Length	Pan Headed	Countersunk Headed
No.4	1/4"	AB604021	AC604021
No.6	1/4"	AB606021	
No.6	3/8"	AB606031	
No.6	1/2"	AB606041	AC606041
No.6	3/4"	AB606061	AC606061
No.6	1"	AB606081	AC606081
No.8	1/2"	AB608041	AC608041
No.8	3/4"	AB608061	AC608061
No.8	1"	AB608081	
No.10	1/2"	AB610041	AC610041
No.10	3/4"	AB610061	AC610061
No.10	1"	AB610081	AC610081
No.12	1/2"	AB612041	AC612041
No.12	3/4"	AB612061	
No.12	1"	AB612081	AC612081
No.14	3/4"	AB614061	AC614061
No.14	1"	AB614081	AC614081

B	=	Pan Head
C	=	Countersunk Head
1st digit	=	thread type (coarse or fine)
2nd/3rd digit	=	diameter
4th/5th	=	length in 1/8" increments
6th	=	finish (1 = zinc plated)

## Plain Brass - Manifold

(Full Nut) (Not used on T-Types, but what about your other classic?).

Part No.	Thread Size	Spanner Size
GHF261	5/16" UNF	1/2"
GHF262	3/8" UNF	9/16"
GHF270	5/16" UNC	1/2"
GHF269	3/8" UNC	9/16"

## Spring/Spire Nut

Screw Size	Flat-type	'U' Type
No.6	GHF700	GHF711
No.8	GHF701	GHF712
No.10	GHF702	GHF713
No.12	GHF703	GHF714
No.14	GHF704	

## Captive Nuts

Captive nuts consist of a square nut & cage which we supply individually as required. Always match nut & cage A.F. sizes.

Part No.	Description	Thread Size
NQ2707	Nut, 7/16" AF	1/4"
NQ2708	Nut, 5/8" AF	5/16"
CN4	Nut, fits CN3 cage	1/4"
CN5	Nut, 1/2" AF	5/16"

Part No.	Description	Spanner (AF) Size
CN2	Cage, square	7/16"
CN3	Cage, oblong	7/16"
600032	Cage, square	1/2"

## Shake-proof Washers

Hole Size	Internal Star	External Star
No.6	WF704061	WE704061
3/16"	WF702101	WE702101
1/4"	WF600041	WE600041
5/16"	WF600051	WE600051
3/8"	WF600061	WE600061
7/16"	WF600071	WE600071
1/2"	WF600081	WE600081
9/16"	WF600091	WE600091
5/8"	WF600101	WE600101

## Locking Washers Spring Type

Hole Size	Single Coil	Double Coil
No.6	WL700061	
No.8	WL700081	
3/16"	WL700101	AJD7721
1/4"	GHF331	AJD7722
5/16"	GHF332	AJD7731
3/8"	GHF333	AJD7742
7/16"	GHF334	
1/2"	GHF335	
5/8"	GHF336	

## Plain Washers

Hole Size	Standard Type	Repair Type
No.6		WP3
No8		WP4
3/16"	GHF306	WP5
1/4"	GHF300	WP120
5/16"	GHF301	WP105
3/8"	GHF302	WP130
7/16"	GHF303	WM69
1/2"	GHF304	
9/16"		WP12
5/8"		PWZ110

Sealing Washers

Hole Size	Fibre Washer	Copper Washer
3/16"	WF505	
1/4"	GHF342	GHF361
5/16"	GHF343	GHF362
3/8"	GHF344	GHF363
7/16"	GHF345	GHF364
1/2"	GHF346	GHF365
9/16"	GHF347	
5/8"	GHF348	

Studs

A stud is a length of round bar threaded at both ends. The length of thread at each end of the stud may vary for specific applications. The following list is of studs have fine (UNF) threads at both ends.

Part No.	Dia.	Overall Length
TE604081	1/4"	1"
TE604091	1/4"	1 1/8"
TE604101	1/4"	1 1/4"
TE605101	5/16"	1 1/4"
TE605111	5/16"	1 3/8"
TE605121	5/16"	1 1/2"
TE605131	5/16"	1 5/8"
TE605141	5/16"	1 3/4"
TE605151	5/16"	1 7/8"
TE605181	5/16"	2 1/4"
TE605201	5/16"	2 1/2"
TE605221	5/16"	2 3/4"
TE605251	5/16"	3 1/8"
TE605291	5/16"	3 5/8"
TE606101	3/8"	1 1/4"
TE606111	3/8"	1 3/8"
TE606121	3/8"	1 1/2"
TE606141	3/8"	1 3/4"
TE606151	3/8"	1 7/8"

Note: The following studs have fine (UNF) threads at one end and course (UNC) at the other.

Part No.	Dia.	Overall Length
TE504081	1/4"	1"
TE504131	1/4"	1 5/8"
TE505091	5/16"	1 1/8"
TE505111	5/16"	1 3/8"
TE505121	5/16"	1 1/2"
TE505131	5/16"	1 5/8"
TE505141	5/16"	1 3/4"
TE505151	5/16"	1 7/8"
TE505161	5/16"	2"
TE505181	5/16"	2 1/4"
TE505201	5/16"	2 1/2"
TE505221	5/16"	2 3/4"
TE505241	5/16"	3"
TE505261	5/16"	3 1/4"
TE505271	5/16"	3 3/8"
TE505281	5/16"	3 1/2"
TE505341	5/16"	4 1/4"
TE506101	3/8"	1 5/16"
TE506131	3/8"	1 5/8"
TE506141	3/8"	1 3/4"
TE506161	3/8"	2"
TE506201	3/8"	2 1/2"
TE506361	3/8"	3 1/2"

Note: The following studs have course (UNC) threads at both ends.

Part No.	Dia.	Overall Length
101442	3/8"	1 5/8"
058688	3/8"	1 11/16"
115696	3/8"	1 1 3/16"
058917	3/8"	1 15/16"

Studs (Continued)

Part No.	Dia.	Overall Length
102474	3/8"	2 1/16"
107055	3/8"	2 3/8"

Dowels

Part No.	Dia.	Overall Length
DP204	1/8"	1/4"
DP205	1/8"	5/16"
DP306	3/16"	3/8"
DP407	1/4"	7/16"
DP408	1/4"	1/2"
DP410	1/4"	5/8"
DP411	1/4"	11/16"
DP414	1/4"	7/8"
DP508	5/16"	1/2"
DP514	5/16"	7/8"
DP608	3/8"	1/2"
DP619	3/8"	CTF

Clevis Pins

(Measured from under head to end).

Part No.	Length	Dia.
108326	1/2"	1/8"
PJ8504	3/8"	3/16"
CLZ307	7/16"	3/16"
CLZ308	1/2"	3/16"
CLZ309	9/16"	3/16"
CLZ310	5/8"	3/16"
CLZ311	11/16"	3/16"
CLZ312	3/4"	3/16"
CLZ313	1 3/16"	3/16"
CLZ314	7/8"	3/16"
CLZ315	15/16"	3/16"
CLZ316	1"	3/16"
CLZ317	1 1/16"	3/16"
CLZ408	1/2"	1/4"
CLZ409	9/16"	1/4"
CLZ410	5/8"	1/4"
CLZ411	11/16"	1/4"
CLZ412	3/4"	1/4"
CLZ413	13/16"	1/4"
CLZ414	7/8"	1/4"
CLZ415	15/16"	1/4"
CLZ416	1"	1/4"
CLZ417	1 1/16"	1/4"
CLZ427	1 11/16"	1/4"
CLZ510	5/8"	5/16"
CLZ511	11/16"	5/16"
CLZ512	3/4"	5/16"
CLZ513	13/16"	5/16"
CLZ514	7/8"	5/16"
CLZ515	15/16"	5/16"
CLZ516	1"	5/16"
CLZ517	1 1/16"	5/16"
CLZ518	1 1/8"	5/16"

Split Pins

Part No.	Length	Dia.
GHF500	1 1/2"	1/16"
GHF501	1 1/2"	5/64"
GHF502	1 1/2"	3/32"
GHF503	2 1/4"	7/64"
GHF504	2 1/4"	1/8"
GHF505	2 1/4"	9/64"
GHF506	2 1/4"	5/32"
GHF513	3"	5/16"

Brake & Fuel Pipe

Supplied in 25 foot rolls.

Part No.	Material	Dia.
MPKF125	Cupro-nickel	3/16"
MPKF225	Cupro-nickel	1/4"
MPKF325	Cupro-nickel	5/16"
EF125	Steel	3/16"
EF225	Steel	1/4"
EF325	Steel	5/16"

Pipe Nuts

Male, Steel

Part No.	Thread Size	Pipe Bore
TM606031	3/8" UNF	3/16"
TM110051	10mm x 1mm	3/16"
LK21994	3/8" BSF	3/16"

Pipe Nuts (Continued)

Male, Steel

Part No.	Thread Size	Pipe Bore
BCA4370	7/16" UNF	1/4"
BHA4706	7/16" UNF	3/16"
AUSU40A	1/2" UNF	5/16"

Male, Brass

Part No.	Thread Size	Pipe Bore
AEHU1	3/8" UNF	3/16"
AEHU2	10mm x 1mm	3/16"
AEHU3	3/8" BSF	3/16"
AEHU7	7/16" UNF	3/16"

Female, Steel

Part No.	Thread Size	Pipe Bore
TN606031	3/8" UNF	3/16"
SU2A	10mm x 1mm	3/16"
SU4A	7/16" UNF	1/4"
HU41A	1/2" UNF	5/16"

Female, Brass

Part No.	Thread Size	Pipe Bore
AEHU1A	3/8" UNF	3/16"
AEHU2A	10mm x 1mm	3/16"
AEHU4A	7/16" UNF	1/4"

Bleed Screws

Part No.	Thread Size
556508A	3/8" UNF
608400A	10mm metric
27H7166	3/8" BSF

Pipe Clips

Part No.	Capacity
GHF1191	SINGLE, 3/16"
GHF1192	SINGLE, 1/4"
624155	DOUBLE, 3/16"
	DOUBLE, 1/4"

Grease Nipples

Part No.	Thread Size	Angle
UHN400	1/8" BSP	straight, short
UHN445	1/8" BSP	45° angle
LN30041	1/8" BSP	90° angle
144825	1/8" BSP	straight, long
056935	1/4" BSP	straight
125361	1/4" BSP	45° angle
056934	1/4" BSP	90° angle

Petrol Pipe Clips, (Metric)

(‘Enots’ type)

Part No.	to suit dia.
GGT1108X	8mm
GGT1109X	9mm
GGT1110X	10mm
GGT1111X	11mm
GGT1112X	12mm
GGT1113X	13mm
GGT1114X	14mm
GGT1115X	15mm
GGT1116X	16mm
GGT1117X	17mm

Hose Clips, (‘Jubilee’ type)

Mild Steel, (Imperial)

Part No.	to suit dia.
GHC304	3/8" - 1/2"
GHC405	7/16" - 5/8"
GHC406	1/2" - 3/4"
GHC507	5/8" - 7/8"
GHC608	3/4" - 1"
GHC709	5/8" - 1 1/8"
GHC811	1" - 1 3/8"
GHC913	1 1/8" - 1 5/8"
GHC1015	1 3/8" - 2"
GHC1217	1 1/2" - 2 1/4"
GHC1622	2" - 2 3/4"
GHC2228	2 3/4" - 3 1/2"
GHC2632	3 1/4" - 4"
GHC3036	3 3/4" - 4 1/2"
GHC3340	4 1/8" - 5"

Hose Clips

Stainless Steel, (Metric)

Part No.	to suit dia.
GHC10408	8 - 12 mm
GHC10410	12 - 18 mm
GHC10411	8 - 16 mm
GHC10412	12 - 20 mm
GHC10413	16 - 25 mm
GHC10414	20 - 32 mm
GHC10415	25 - 40 mm
GHC10416	32 - 50 mm
GHC10417	46 - 60 mm
GHC10418	50 - 70 mm
GHC10419	60 - 80 mm
GHC10420	70 - 90 mm
GHC10421	80 - 100 mm

Hose Clips, ('Supergrip' type)  
(With single slotted hexagon head)

Part No.	to suit dia.
CS4009	7/16" - 9/16"
CS4011	1/2" - 11/16"
CS4012	9/16" - 3/4"
CS4013	5/8" - 13/16"
CS4014	11/16" - 7/8"
CS4016	3/4" - 1"
CS4017	13/16" - 1 1/16"
CS4018	7/8" - 1 1/8"
CS4020	1" - 1 1/4"
CS4022	1 1/8" - 1 3/8"
CS4023	1 1/4" - 1 7/16"
CS4024	1 5/16" - 1 1/2"
CS4025	1 3/8" - 1 9/16"
CS4026	1 7/16" - 1 5/8"
CS4028	1 9/16" - 1 3/4"
CS4029	1 5/8" - 1 13/16"
CS4030	1 11/16" - 1 7/8"
CS4032	1 7/8" - 2"
CS4034	1 15/16" - 2 1/8"
CS4036	2 1/16" - 2 1/4"
CS4037	2 1/8" - 2 5/16"
CS4038	2 3/16" - 2 7/16"
CS4039	2 1/4" - 2 7/16"
CS4040	2 5/16" - 2 1/2"
CS4041	2 3/8" - 2 9/16"
CS4042	2 7/16" - 2 5/8"
CS4048	2 13/16" - 3"
CS4052	3 1/16" - 3 1/4"

Original "Supergrip" clips were supplied with a single slotted round-head screw. The modern replacement comes with a hexagon headed screw. For the authentic look we have resourced the original type screw, (sold separately).

CS4099, (round-head screw)

'P' Clips

Imperial		
Part No.	Cable Dia.	Hole Size
PCR207	1/8"	7/32"
PCR307	3/16"	7/32"
PCR309	3/16"	9/32"
PCR311	3/16"	11/32"
PCR407	1/4"	7/32"
PCR409	1/4"	9/32"
PCR411	1/4"	11/32"
PCR507	5/16"	7/32"
PCR509	5/16"	9/32"
PCR511	5/16"	11/32"
PCR607	3/8"	7/32"
PCR609	3/8"	9/32"
PCR611	3/8"	11/32"
PCR707	7/16"	7/32"
PCR709	7/16"	9/32"
PCR711	7/16"	11/32"
PCR807	1/2"	7/32"
PCR809	1/2"	9/32"
PCR811	1/2"	11/32"
PCR813	1/2"	13/32"
PCR1007	5/8"	7/32"
PCR1009	5/8"	9/32"
PCR1011	5/8"	11/32"
PCR1207	3/4"	7/32"
PCR1209	3/4"	9/32"
PCR1211	3/4"	11/32"

'P' Clips  
Imperial

Part No.	Cable Dia.	Hole Size
PCR1407	7/8"	7/32"
PCR1409	7/8"	9/32"
PCR1411	7/8"	11/32"
PCR1607	1"	7/32"

'P' Clips

Metric		
Part No.	Cable Dia.	Fixing Hole size
CP105081	8mm	5mm
PCR611	10mm	8mm
CP108121	12mm	8mm
CP106161	16mm	6mm
CP108165	16mm	8mm

Steel Balls

Part No.	Dia.
BLS106	3/16"
BLS108	1/4"
BLS110	5/16"
BLS112	3/8"
BLS28	7/16"

Pop Rivets

Open End Type	
Part No.	Dia.
RA607096	2.9 x 5mm
RA608126	1/8" x 3/16"
RA608176	1/8" x 1/4"
RA608236	1/8" x 5/16"
RA608253	1/8" x 3/8"

Pop Rivets

Closed End Type	
Part No.	Dia.
RU608123	1/8" x 3/8"
RU608313	1/8" x 1/2"
RU612123	3/16" x 5/16"

Cable Ties

Part No.	Length
GHF1265	3 1/2"
GHF1266	5 1/4"
RTC222A	6"
GHF1267	8 3/4"
GHF1268	11"



## PAINT & PAINT CODES


Here is a list of the colours used on the MG T-Type. The colours are blended to be an exact match to the original paint as used by the factory, but it is worth observing that your car may well have faded from its original colour over the years. For this reason before you start, we recommend that you do a test spray of any aerosol on a piece of old metal or a carefully selected area of the car where a mismatch will not be noticed.

We can supply paint in either aerosol and touch up (TU) format. For engine paint we can also supply paint in brush-on format (BR). The paint we supply is not for spray shop use. The aerosols come in 400ml cans and the brush-on paints are available in 125ml cans with a brush in the cap except for engine and chassis paints, which are supplied in 500ml tins).

## KEY TO PAINT CODES

Saxe Blue	Abingdon Blue	Trafalgar Blue	CCBU37 (TU)
-----------	---------------	----------------	-------------

The colour in the first column on the right are the paint colours applied to MG T-Type models during production (see example above).

<b>Saxe Blue</b>	: Is the factory listed T-Type colour name.
<b>Abingdon Blue</b>	: Is the alternative name.
<b>Trafalgar Blue</b>	: Is the classic car colour name.
<b>CCBU37</b>	: Is the Moss paint code.
<b>(TU)</b>	: Means that a touch up option is available.
<b>(BR)</b>	: Means that a brush on option is available.
	: Means that the colour was not available at the time of print and to contact Moss.

Saxe Blue is the factory listed T-Type colour name, Abingdon Blue is the alternative name, and Trafalgar Blue is the classic car colour name. It is available from Moss as an aerosol (part no. CCBU37) or as a touch up can (part no. CCBU37TU).

## TRIM COLOURS

Moss supply trim for the MG TA, TB, TC and TF, from complete interior trim kits right through to replacement door trim panels. Moss can supply these in both leather and vinyl materials. The colours available were: Green (TA-TF), Beige (TA-TF), Red (TA-TF), and Tan (TF). Our interior trim kits are all made from original colour vinyls of correct specification mounted on accurately die cut boards. Much time and money has been invested in producing exact replacement parts including the tooling to produce original heat formed patterns. Please see the colour chart below or contact Moss Europe for details.

	Green (TA-TF)
	Beige (TA-TF)
	Red (TA-TF)
	Tan (TF Only)

### MG TA (1936-39)

Factory Listed T-Type Colour	Alternative Names	Classic Car Colours Name	Moss Paint Code
Saxe Blue	Abingdon Blue	Trafalgar Blue	CCBU37 (TU)
Racing Green	Dublin Green Emgee Green Apple Green	Racing Green	CCGN25 (TU)
Carmine Red	Emgee Red	Reno Red	CCRD14 (TU)
Black		Super Gloss Black	CCSB1 (TU)

### MG TB (1939)

Saxe Blue	Abingdon Blue	Trafalgar Blue	CCBU37 (TU)
Coral Red	Emgee Red Carmine Red	Reno Red	CCRD14 (TU)
Apple Green	Dublin Green Emgee Green	Racing Green	CCGN25 (TU)
Duo Green		Willow Green Westminster Green	CCGN33 (TU) CCGN32 (TU)
Maroon		Embassy Maroon	CCRD21 (TU)
Metallic Grey		Regency Grey Metallic	CCGR14 (TU)
Black		Super Gloss Black	CCSB1 (TU)

### MG TC (1945-49)

Red	MG Red Regency Red	Reno Red	CCRD14 (TU)
Green	Shires Green MG Green	Almond Green	CCGN37 (TU)
Cream	Sequoia Cream	Ivory	CCYL5 (TU)
Blue		Clipper Blue	CCBU14 (TU)
Black		Super Gloss Black	CCSB1 (TU)

### MG TD (1949-53)

Black		Super Gloss Black	CCSB1 (TU)
MG Red		Reno Red	CCRD14 (TU)
Autumn Red		Autumn Red	CCRD6 (TU)
Almond Green		Almond Green	CCGN37 (TU)
Ivory		Ivory	CCYL5 (TU)
Clipper Blue		Clipper Blue	CCBU14 (TU)

Sun Bronze			Contact Moss
Woodland Green		British Racing Green (Dark)	CCGN29 (TU)
Silver Streak Grey Met.	Silver Streak Grey Met.		CCGR25 (TU)

### MG TF (1953-55)

Black		Super Gloss Black	CCSB1 (TU)
MG Red		Reno Red	CCRD14 (TU)
Almond Green		Almond Green	CCGN37 (TU)
Ivory		Ivory	CCYL5 (TU)
Birch Grey		Birch Grey	CCGR3 (TU)
MG Green Metallic	MG Green Metallic		CCGN31 (TU)

### To provide those (vital) final touches, the following colours are also available

Paint description	Colour names	Moss paint code
Engine Paint	Dark Green, (TA, TB, very early TC) Grey, (TC up to 1948) Dark Red, (TC 1948 on, TD, TF)	CCEP14 CCEP13 CCEP1
Wheel Paint	Silver, (Wire or Steel)	CCWP1
Chassis Paint	Black Enamel	CCCB1 (BR)
Hood/Side Screen Frames	Tan	CCHP1
Instrument Panel	Black, (TA, TB early TC) Bronze, (Later TC, TD, TF)	CCSB1 CCDP1

# DYNOLITE

EUROPE'S CLASSIC MOTOR OIL



## CUSTOM BLENDED FOR CLASSICS

High performance lubricants and additives specifically created for classic, vintage and veteran vehicles.

Blended using high quality base oils combined with additives specially selected for their compatibility with metals and components used in the past, providing increased protection combined with a lower degree of acid and corrosion attack, less gummy and mud formation.



The Dynolite range is available in Moss stores and online at [moss-europe.co.uk](http://moss-europe.co.uk)